



200211200102
Skagit County Auditor

11/20/2002 Page 1 of 263 3:09PM

Document Title:

2002 General Election Results

Reference Number : _____

Grantor(s):

additional grantor names on page ____.

1. Skagit County Canvassing Board
- 2.

Grantee(s):

additional grantee names on page ____.

1. Public
- 2.

Abbreviated legal description:

full legal on page(s) ____.

Assessor Parcel / Tax ID Number:

additional tax parcel number(s) on page ____.

OATH OF COUNTY AUDITOR OR SUPERVISOR OF ELECTIONS

STATE OF WASHINGTON,)
COUNTY OF SKAGIT) SS.

I do solemnly swear that the returns of the General Election held on November 5, 2002, in Skagit County, State of Washington, have been in nowise altered by additions or erasures and that they are the same as when they were deposited in my office.

[Handwritten Signature]
County Auditor or Supervisor of Elections

Subscribed and sworn to before me this 20th day of November, 2002.

[Handwritten Signature]
Chairman, County Legislative Authority

CERTIFICATION OF THE CANVASSING BOARD

STATE OF WASHINGTON,)
COUNTY OF SKAGIT) SS.

The undersigned officers designated by law as constituting the Canvassing Board for the County of Skagit, State of Washington, hereby certify that this is a full, true, and correct copy of the Abstract of Votes cast at the General Election held on November 5, 2002, in Skagit County, State of Washington, that the total number of active registered voters in all voting precincts was 59,156 and 5,123 inactive registered voters and that the total number of votes cast in such precincts was 33,681.

Witness our hand and official seal this 20th day of November, 2002.

[Handwritten Signature]
County Auditor or Supervisor of Elections

[Handwritten Signature]
Chairman, County Legislative Authority

[Handwritten Signature]
County Prosecuting Attorney



200211200102
Skagit County Auditor

CERTIFICATION OF THE CANVASSING BOARD
FORMATION OF BULLERVILLE SEWER DISTRICT
SKAGIT COUNTY, WASHINGTON
NOVEMBER 5, 2002 SPECIAL ELECTION

STATE OF WASHINGTON)
 ss.
COUNTY OF SKAGIT)

We the undersigned being the officers designated by law as constituting the Skagit County Canvassing Board, have completed our canvass of the votes as it pertains to the Special Election held to form a sewer district within boundaries approved by the Skagit County Board of Commissioners in Resolution Nos. 16564 and R20020152 , in Skagit County, Washington. The results were as follows:

BULLERVILLE SEWER DISTRICT FORMATION

APPROVED.....8
REJECTED.....0

ELECTION OF COMMISSIONERS

POSITION NO. 1
DONALD CLARK, NP.....8
WRITE-IN.....0

POSITION NO. 2
ROBERT L. BROOKS, NP.....8
WRITE-IN.....0

POSITION NO. 3
MADRENE (TOOTSIE) CLARK, NP.....8
WRITE-IN.....0

The canvass having been completed this 20th day of November, 2002.

SKAGIT COUNTY CANVASSING BOARD:



County Auditor




Chairman of County Commissioners



Prosecuting Attorney


AFFIDAVIT

I do solemnly swear that the above are the full, true and correct returns of the Proposed Bullerville Sewer District Special Election, involved in the above election and that they have in nowise been altered by additions or erasures and that they are the same as when they were deposited in my office, so help me God.



Skagit County Auditor, Ex-Officio
Supervisor of Elections

ATTEST:





Chairman Skagit County Commissioners



200211200102
Skagit County Auditor

**CERTIFICATION OF THE CANVASSING BOARD
FIRE PROTECTION DISTRICT 16
SKAGIT COUNTY, WASHINGTON
NOVEMBER 5, 2002 SPECIAL ELECTION**

STATE OF WASHINGTON)
 ss.
COUNTY OF SKAGIT)

We the undersigned being the officers designated by law as constituting the Skagit County Canvassing Board, have completed our canvass of the votes as it pertains to the Special Election held in Fire Protection District 16, Skagit County, Washington, within the boundaries of said District. The total number of registered voters in the District was 419; the number of ballots cast on the proposition was 249, and the results were as follows:

GENERAL OBLIGATION BONDS, c \$150,000

APPROVED.....	206	82.73%
REJECTED.....	43	17.27%

This proposition required 67 votes to validate with a 60% yes vote to pass. This Bond Passed.

The canvass having been completed this 20th day of November, 2002.

SKAGIT COUNTY CANVASSING BOARD



County Auditor




Chairman of County Commissioners



Prosecuting Attorney


AFFIDAVIT

I do solemnly swear that the above are the full, true and correct returns of the Fire Protection District 16 Special Election, involved in the above election and that they have in nowise been altered by additions or erasures and that they are the same as when they were deposited in my office, so help me God.



Skagit County Auditor, Ex-Officio
Supervisor of Elections

ATTEST:





200211200102
Skagit County Auditor



**CERTIFICATION OF THE CANVASSING BOARD
FIRE PROTECTION DISTRICT 9
SKAGIT COUNTY, WASHINGTON
NOVEMBER 5, 2002 SPECIAL ELECTION**

STATE OF WASHINGTON)

ss.

COUNTY OF SKAGIT)

We the undersigned being the officers designated by law as constituting the Skagit County Canvassing Board, have completed our canvass of the votes as it pertains to the Special Election held in Fire Protection District 9, Skagit County, Washington, within the boundaries of said District. The total number of registered voters in the District was 1,397; the number of ballots cast on the proposition was 776, and the results were as follows:

AUTHORIZING PROPERTY TAX LEVY

APPROVED.....	491	63.27%
REJECTED.....	285	36.73%

This proposition required a majority vote to pass. This Levy Passed.

The canvass having been completed this 20th day of November, 2002.

SKAGIT COUNTY CANVASSING BOARD



County Auditor


Chairman of County Commissioners


Prosecuting Attorney

AFFIDAVIT

I do solemnly swear that the above are the full, true and correct returns of the Fire Protection District 9 Special Election, involved in the above election and that they have in nowise been altered by additions or erasures and that they are the same as when they were deposited in my office, so help me God.



Skagit County Auditor, Ex-Officio
Supervisor of Elections

ATTEST:


Chairman, Skagit C



200211200102
Skagit County Auditor



**CERTIFICATION OF THE CANVASSING BOARD
SKAGIT COUNTY, WASHINGTON
NOVEMBER 5, 2002 SPECIAL ELECTION**

STATE OF WASHINGTON)
 ss.
COUNTY OF SKAGIT)

We the undersigned being the officers designated by law as constituting the Skagit County Canvassing Board, have completed our canvass of the votes as it pertains to the Special Election held in Skagit County, Washington, within the boundaries of said County. The total number of registered voters in Skagit County was 59,156; the number of ballots cast on the proposition was 31,533, and the results were as follows:

**SALES AND USE TAX FOR EMERGENCY
COMMUNICATION SYSTEMS AND FACILITIES**

APPROVED.....15,336 48.63%
REJECTED.....16,197 51.37%

This proposition required a majority yes vote to pass. The proposition was rejected.

The canvass having been completed this 20th day of November, 2002.

SKAGIT COUNTY CANVASSING BOARD



County Auditor


Chairman of County Commissioners


Prosecuting Attorney

AFFIDAVIT

I do solemnly swear that the above are the full, true and correct returns of the Skagit County Sales and Use Tax for Emergency Communications Systems and Facilities Special Election, involved in the above election and that they have in nowise been altered by additions or erasures and that they are the same as when they were deposited in my office, so help me God.


Skagit County Auditor, Ex-Officio
Supervisor of Elections

ATTEST:


Chairman, Skagit



**CERTIFICATION OF THE CANVASSING BOARD
FIRE PROTECTION DISTRICT 19
SKAGIT COUNTY, WASHINGTON
NOVEMBER 5, 2002 SPECIAL ELECTION**

STATE OF WASHINGTON)
 ss.
COUNTY OF SKAGIT)

We the undersigned being the officers designated by law as constituting the Skagit County Canvassing Board, have completed our canvass of the votes as it pertains to the Special Election held in Fire Protection District 19, Skagit County, Washington, within the boundaries of said District. The total number of registered voters in the District was 673; the number of ballots cast on the proposition was 370, and the results were as follows:


EXCESS LEVY FOR BUILDING AND EQUIPMENT IMPROVEMENTS

APPROVED..... 253 68.38%
REJECTED.....117 31.62%

This proposition required 127 votes to validate with a 60% yes vote to pass, OR 76 yes votes if validation is not met. This Levy Passed.

The canvass having been completed this 20th day of November, 2002.

SKAGIT COUNTY CANVASSING BOARD



County Auditor




Chairman of County Commissioners



Prosecuting Attorney

AFFIDAVIT

I do solemnly swear that the above are the full, true and correct returns of the Fire Protection District 19 Special Election, involved in the above election and that they have in nowise been altered by additions or erasures and that they are the same as when they were deposited in my office, so help me God.



Skagit County Auditor, Ex-Officio
Supervisor of Elections


ATTEST:



Chairman, Skagit County Co



200211200102
Skagit County Auditor



**CERTIFICATION OF CANVASSING BOARD
SKAGIT COUNTY, WASHINGTON
GENERAL ELECTION NOVEMBER 5, 2002
SKAGIT COUNTY AUDITOR**

STATE OF WASHINGTON)

SS.

COUNTY OF SKAGIT)

We, the undersigned, being the remaining two members of the Canvassing Board as outlined in RCW 29.62.030, have completed our canvas of the votes within Skagit County for Skagit County Auditor. The total number of registered voters in Skagit County was 59,156; the number of ballots cast for Auditor was 31,518, and the results were as follows:


Jackie Brunson, D.....15,374
Norma Hickok-Brummett, R.....16,121
Write-In Votes.....23

The canvass having been completed this 20th day of November, 2002.

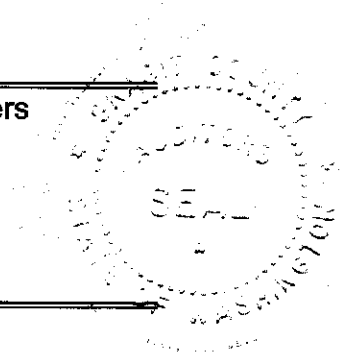
SKAGIT COUNTY CANVASSING BOARD



Chairman of County Commissioners



Prosecuting Attorney



**SKAGIT COUNTY, WASHINGTON
NOVEMBER 5, 2002
GENERAL ELECTION**

**CUMULATIVE ELECTION
RESULTS**



200211200102
Skagit County Auditor
11/20/2002 Page 9 of 263 3:09PM

RUN DATE:11/20/02 11:17 AM

	TOTAL VOTES	%	ABSENTEE	ELECTION DAY
PRECINCTS COUNTED (OF 115)	115	100.00		
REGISTERED VOTERS - TOTAL	59,156			
BALLOTS CAST - TOTAL	33,681		17,589	16,092
VOTER TURNOUT - TOTAL		56.94		
INITIATIVE 776				
Vote for 1				
YES	18,262	55.51	9,647	8,615
NO	14,636	44.49	7,503	7,133
Over Votes	4		1	3
Under Votes	779		438	341
INITIATIVE 790				
Vote for 1				
YES	17,297	53.72	9,076	8,221
NO	14,899	46.28	7,729	7,170
Over Votes	0		0	0
Under Votes	1,485		784	701
REFERENDUM MEASURE 53				
Vote for 1				
APPROVED	11,279	36.70	5,913	5,366
REJECTED	19,452	63.30	10,119	9,333
Over Votes	4		1	3
Under Votes	2,946		1,556	1,390
REFERENDUM BILL 51				
Vote for 1				
APPROVED	11,342	34.39	6,082	5,260
REJECTED	21,634	65.61	11,119	10,515
Over Votes	0		0	0
Under Votes	705		388	317
HOUSE JOINT RESOLUTION 4220				
Vote for 1				
APPROVED	21,904	69.14	11,701	10,203
REJECTED	9,775	30.86	4,871	4,904
Over Votes	0		0	0
Under Votes	2,002		1,017	985
EMERGENCY COMMUNICATION SYSTEMS TAX				
Vote for 1				
APPROVED?	15,336	48.63	7,897	7,439
REJECTED?	16,197	51.37	8,448	7,749
Over Votes	2		0	2
Under Votes	2,146		1,244	902



200211200102
Skagit County Auditor

RUN DATE:11/20/02 11:17 AM

TOTAL VOTES % ABSENTEE ELECTION DAY

UNITED STATES REPRESENTATIVE DIST 2

	TOTAL VOTES	%	ABSENTEE	ELECTION DAY
Vote for 1				
Rick Larsen (DEM)	16,233	49.49	8,553	7,680
Norma Smith (REP)	15,519	47.32	8,106	7,413
Bruce Guthrie (LIB)	562	1.71	258	304
Bernard Patrick (Bern) Haggerty (GRN)	467	1.42	216	251
WRITE-IN	17	.05	8	9
Over Votes	12		7	5
Under Votes	871		441	430

STATE REPRESENTATIVE DIST 10 POS 1

	TOTAL VOTES	%	ABSENTEE	ELECTION DAY
Vote for 1				
Barry Sehlin (REP)	5,384	97.80	3,077	2,307
WRITE-IN	121	2.20	64	57
Over Votes	0		0	0
Under Votes	2,017		1,115	902

STATE REPRESENTATIVE DIST 10 POS 2

	TOTAL VOTES	%	ABSENTEE	ELECTION DAY
Vote for 1				
Eron M. Berg (DEM)	3,392	46.71	1,894	1,498
Barbara Bailey (REP)	3,694	50.87	2,138	1,556
Brett Wilhelm (LIB)	172	2.37	80	92
WRITE-IN	4	.06	4	0
Over Votes	0		0	0
Under Votes	260		140	120

STATE REPRESENTATIVE DIST 39 POS 1

	TOTAL VOTES	%	ABSENTEE	ELECTION DAY
Vote for 1				
Bob Quarterman (DEM)	3,321	47.35	1,691	1,630
Dan Kristiansen (REP)	3,682	52.50	1,683	1,999
WRITE-IN	11	.16	4	7
Over Votes	2		2	0
Under Votes	466		229	237

STATE REPRESENTATIVE DIST 39 POS 2

	TOTAL VOTES	%	ABSENTEE	ELECTION DAY
Vote for 1				
John A. Painter (DEM)	3,119	44.98	1,603	1,516
Kirk Pearson (REP)	3,797	54.76	1,736	2,061
WRITE-IN	18	.26	6	12
Over Votes	1		1	0
Under Votes	547		263	284

STATE REPRESENTATIVE DIST 40 POS 1

	TOTAL VOTES	%	ABSENTEE	ELECTION DAY
Vote for 1				
Dave Quall (DEM)	10,654	59.20	5,526	5,128
Roger E. Pederson (REP)	6,737	37.43	3,571	3,166
Brian J.M. Rosenau (LIB)	592	3.29	281	311
WRITE-IN	14	.08	5	9
Over Votes	4		1	3
Under Votes	676		340	336



200211200102

Skagit County Auditor

RUN DATE:11/20/02 11:17 AM

TOTAL VOTES % ABSENTEE ELECTION DAY

STATE REPRESENTATIVE DIST 40 POS 2

	TOTAL VOTES	%	ABSENTEE	ELECTION DAY
Vote for 1				
Jeff Morris (DEM)	10,049	56.24	5,215	4,834
Dan (Danny B.) Bartolovic (REP)	7,794	43.62	4,102	3,692
WRITE-IN	26	.15	8	18
Over Votes	2		1	1
Under Votes	806		398	408

COUNTY ASSESSOR

	TOTAL VOTES	%	ABSENTEE	ELECTION DAY
Vote for 1				
Brett Tacker (DEM)	11,228	35.90	5,951	5,277
Mark Leander (REP)	20,019	64.00	10,362	9,657
WRITE-IN	33	.11	16	17
Over Votes	1		0	1
Under Votes	2,400		1,260	1,140

COUNTY AUDITOR

	TOTAL VOTES	%	ABSENTEE	ELECTION DAY
Vote for 1				
Jackie Brunson (DEM)	15,374	48.78	7,917	7,457
Norma Hickok-Brummett (REP)	16,121	51.15	8,600	7,521
WRITE-IN	23	.07	9	14
Over Votes	2		1	1
Under Votes	2,161		1,062	1,099

COUNTY CLERK

	TOTAL VOTES	%	ABSENTEE	ELECTION DAY
Vote for 1				
Nancy Scott (DEM)	16,234	51.87	8,359	7,875
Dennis Weems (REP)	15,039	48.05	8,001	7,038
WRITE-IN	25	.08	9	16
Over Votes	1		0	1
Under Votes	2,382		1,220	1,162

COUNTY COMMISSIONER DIST 3

	TOTAL VOTES	%	ABSENTEE	ELECTION DAY
Vote for 1				
Brock D. Stiles (DEM)	15,401	48.11	8,022	7,379
Ted W Anderson (REP)	16,570	51.76	8,681	7,889
WRITE-IN	41	.13	20	21
Over Votes	0		0	0
Under Votes	1,669		866	803

COUNTY CORONER

	TOTAL VOTES	%	ABSENTEE	ELECTION DAY
Vote for 1				
Bruce Bacon (DEM)	23,335	80.90	12,426	10,909
Matt Mumford (LIB)	5,467	18.95	2,674	2,793
WRITE-IN	42	.15	21	21
Over Votes	0		0	0
Under Votes	4,837		2,468	2,369



200211200102
Skagit County Auditor

RUN DATE:11/20/02 11:17 AM

	TOTAL VOTES	%	ABSENTEE	ELECTION DAY
COUNTY PROSECUTING ATTORNEY				
Vote for 1				
Tom Verge (DEM)	15,491	48.64	7,983	7,508
Tom Seguiné (REP)	16,327	51.27	8,615	7,712
WRITE-IN	30	.09	14	16
Over Votes	1		1	0
Under Votes	1,832		976	856
COUNTY SHERIFF				
Vote for 1				
Richard "Rick" Grimstead (DEM)	16,516	52.15	8,718	7,798
Dave Cooper (REP)	15,116	47.73	7,832	7,284
WRITE-IN	37	.12	11	26
Over Votes	2		0	2
Under Votes	2,010		1,028	982
COUNTY TREASURER				
Vote for 1				
Katie Jungquist (REP)	25,419	99.09	13,239	12,180
WRITE-IN	233	.91	101	132
Over Votes	0		0	0
Under Votes	8,029		4,249	3,780
STATE SUPREME COURT JUSTICE POS 3				
Vote for 1				
Jim Johnson (NP)	14,719	53.51	7,707	7,012
Mary Fairhurst (NP)	12,741	46.32	6,678	6,063
WRITE-IN	49	.18	22	27
Over Votes	2		0	2
Under Votes	6,170		3,182	2,988
STATE SUPREME COURT JUSTICE POS 4				
Vote for 1				
Charles W. Johnson (NP)	14,057	52.40	7,525	6,532
Pamela (Pam) Loginsky (NP)	12,101	45.11	6,166	5,935
WRITE-IN	668	2.49	401	267
Over Votes	2		1	1
Under Votes	6,853		3,496	3,357
STATE SUPREME COURT JUSTICE POS 7				
Vote for 1				
Bobbe J. Bridge (NP)	22,109	99.29	11,574	10,535
WRITE-IN	157	.71	76	81
Over Votes	4		3	1
Under Votes	11,411		5,936	5,475
COUNTY DISTRICT COURT JUDGE POS 1				
Vote for 1				
Stephen R. Skelton (NP)	22,762	99.22	11,772	10,990
WRITE-IN	180	.78	80	100
Over Votes	1		0	1
Under Votes	10,738		5,737	5,001



200211200102
Skagit County Auditor

RUN DATE:11/20/02 11:17 AM

TOTAL VOTES * ABSENTEE ELECTION DAY

COUNTY DISTRICT COURT JUDGE POS 2

Vote for 1				
David A. Svaren (NP)	22,256	99.28	11,488	10,768
WRITE-IN.	161	.72	76	85
Over Votes	1		0	1
Under Votes	11,263		6,025	5,238

PUBLIC UTILITY DIST COMMISSIONER NO. 1

Vote for 1				
Ann Marie Humphreys (NP)	12,448	47.97	6,425	6,023
Al Littlefield (NP)	13,461	51.87	7,295	6,166
WRITE-IN.	41	.16	21	20
Over Votes	1		0	1
Under Votes	7,730		3,848	3,882

FIRE DISTRICT NO. 9

Vote for 1				
APPROVED?	491	63.27	252	239
REJECTED?	285	36.73	156	129
Over Votes	0		0	0
Under Votes	31		16	15

FIRE DISTRICT NO. 16

Vote for 1				
APPROVED?	206	82.73	80	126
REJECTED?	43	17.27	15	28
Over Votes	0		0	0
Under Votes	5		1	4

FIRE DISTRICT NO. 19

Vote for 1				
APPROVED?	253	68.38	105	148
REJECTED?	117	31.62	66	51
Over Votes	0		0	0
Under Votes	25		9	16

PRECINCT COMMITTEE OFFICER ALDER (Prec-0001)

Vote for 1				
WRITE-IN.	20	100.00	11	9
Over Votes	0		0	0
Under Votes	214		113	101

PRECINCT COMMITTEE OFFICER ALGER (Prec-0002)

Vote for 1				
William "Bill" McCord (LIB)	120	99.17	60	60
WRITE-IN.	1	.83	0	1
Over Votes	0		0	0
Under Votes	72		40	32



200211200102

Skagit County Auditor

RUN DATE:11/20/02 11:17 AM

TOTAL VOTES % ABSENTEE ELECTION DAY

PRECINCT COMMITTEE OFFICER ALLEN (Prec-0003)

Vote for 1
Ernie Dahl (REP) 133 100.00 62 71
WRITE-IN. 0 0 0
Over Votes 0 0 0
Under Votes 49 24 25

PRECINCT COMMITTEE OFFICER ANACORTES 1 (Prec-0066)

Vote for 1
Richard Werner (REP). 199 99.00 95 104
WRITE-IN. 2 1.00 0 2
Over Votes 0 0 0
Under Votes 97 51 46

PRECINCT COMMITTEE OFFICER ANACORTES 4 (Prec-0067)

Vote for 1
WRITE-IN. 25 100.00 14 11
Over Votes 0 0 0
Under Votes 228 128 100

PRECINCT COMMITTEE OFFICER ANACORTES 5 (Prec-0068)

Vote for 1
WRITE-IN. 3 100.00 0 3
Over Votes 0 0 0
Under Votes 13 4 9

PRECINCT COMMITTEE OFFICER ANACORTES 6 (Prec-0069)

Vote for 1
Stanley J. Nelson (DEM). 142 40.11 87 55
Eugene A Strom (REP). 212 59.89 133 79
WRITE-IN. 0 0 0
Over Votes 0 0 0
Under Votes 52 28 24

PRECINCT COMMITTEE OFFICER ANACORTES 7 (Prec-0070)

Vote for 1
Jon Stables (DEM). 255 96.96 134 121
WRITE-IN. 8 3.04 4 4
Over Votes 0 0 0
Under Votes 134 68 66

PRECINCT COMMITTEE OFFICER ANACORTES 9 (Prec-0071)

Vote for 1
Virgie Dinnoce (DEM). 161 32.14 86 75
Dan Bartolovic (REP). 339 67.66 180 159
WRITE-IN. 1 .20 0 1
Over Votes 0 0 0
Under Votes 96 53 43



200211200102
Skagit County Auditor

RUN DATE:11/20/02 11:17 AM

TOTAL VOTES * ABSENTEE ELECTION DAY

PRECINCT COMMITTEE OFFICER ANACORTES 11 (Prec-0072)

Vote for 1				
Ann Margaret Moore (DEM)	353	98.88	189	164
WRITE-IN.	4	1.12	3	1
Over Votes	0		0	0
Under Votes	176		114	62

PRECINCT COMMITTEE OFFICER ANACORTES 17 (Prec-0073)

Vote for 1				
Maureen A Couplin (DEM)	391	97.51	215	176
WRITE-IN.	10	2.49	8	2
Over Votes	0		0	0
Under Votes	217		107	110

PRECINCT COMMITTEE OFFICER ANACORTES 20 (Prec-0074)

Vote for 1				
Fred Holton (REP)	370	99.46	230	140
WRITE-IN.	2	.54	0	2
Over Votes	0		0	0
Under Votes	157		86	71

PRECINCT COMMITTEE OFFICER ANACORTES 21 (Prec-0075)

Vote for 1				
Steve Brickley (DEM)	256	42.74	147	109
Rita Billson (REP)	343	57.26	194	149
WRITE-IN.	0		0	0
Over Votes	0		0	0
Under Votes	128		78	50

PRECINCT COMMITTEE OFFICER ANACORTES 22 (Prec-0076)

Vote for 1				
Tom Montgomery (DEM)	263	98.50	142	121
WRITE-IN.	4	1.50	2	2
Over Votes	0		0	0
Under Votes	118		68	50

PRECINCT COMMITTEE OFFICER ANACORTES 24 (Prec-0077)

Vote for 1				
Cinde Atterberry (DEM)	440	99.32	252	188
WRITE-IN.	3	.68	1	2
Over Votes	0		0	0
Under Votes	303		196	107

PRECINCT COMMITTEE OFFICER AVON (Prec-0005)

Vote for 1				
John W. Garner (DEM)	247	99.20	127	120
WRITE-IN.	2	.80	1	1
Over Votes	0		0	0
Under Votes	132		70	62



200211200102
Skagit County Auditor

RUN DATE:11/20/02 11:17 AM

TOTAL VOTES % ABSENTEE ELECTION DAY

PRECINCT COMMITTEE OFFICER BAY VIEW (Prec-0007)

Vote for 1				
Roger E. Pederson (REP)	201	98.05	81	120
WRITE-IN	4	1.95	3	1
Over Votes	0		0	0
Under Votes	124		35	89

PRECINCT COMMITTEE OFFICER BELFAST (Prec-0008)

Vote for 1				
Herb Sargo (DEM)	145	100.00	83	62
WRITE-IN	0		0	0
Over Votes	0		0	0
Under Votes	78		46	32

PRECINCT COMMITTEE OFFICER BIG LAKE (Prec-0009)

Vote for 1				
Larry Lozier (DEM)	175	42.48	84	91
Ron Wortham (REP)	236	57.28	117	119
WRITE-IN	1	.24	0	1
Over Votes	0		0	0
Under Votes	69		37	32

PRECINCT COMMITTEE OFFICER BIRDSVIEW (Prec-0010)

Vote for 1				
Charles E. Dillon (DEM)	248	99.60	107	141
WRITE-IN	1	.40	1	0
Over Votes	0		0	0
Under Votes	97		38	59

PRECINCT COMMITTEE OFFICER BLANCHARD (Prec-0059)

Vote for 1				
Joe McLeod (DEM)	184	99.46	87	97
WRITE-IN	1	.54	0	1
Over Votes	0		0	0
Under Votes	152		76	76

PRECINCT COMMITTEE OFFICER BOW (Prec-0011)

Vote for 1				
Gail R. Smith (DEM)	149	38.40	75	74
George Jay (DEM)	39	10.05	18	21
Tom Seguire (REP)	200	51.55	115	85
WRITE-IN	0		0	0
Over Votes	0		0	0
Under Votes	75		35	40

PRECINCT COMMITTEE OFFICER BURLINGTON 1 (Prec-0105)

Vote for 1				
Larry W. Edwards (DEM)	138	100.00	55	83
WRITE-IN	0		0	0
Over Votes	0		0	0
Under Votes	50		18	32



200211200102
Skagit County Auditor

RUN DATE:11/20/02 11:17 AM

	TOTAL VOTES	%	ABSENTEE	ELECTION DAY
PRECINCT COMMITTEE OFFICER BURLINGTON 2 (Prec-0106)				
Vote for 1				
Nancy Scott (DEM)	98	60.12	43	55
Dianne Lowe (REP)	65	39.88	28	37
WRITE-IN	0		0	0
Over Votes	0		0	0
Under Votes	23		7	16
PRECINCT COMMITTEE OFFICER BURLINGTON 3 (Prec-0107)				
Vote for 1				
WRITE-IN	12	100.00	5	7
Over Votes	0		0	0
Under Votes	191		80	111
PRECINCT COMMITTEE OFFICER BURLINGTON 4 (Prec-0108)				
Vote for 1				
Geraldine M. Hofer (DEM)	94	97.92	48	46
WRITE-IN	2	2.08	0	2
Over Votes	0		0	0
Under Votes	48		27	21
PRECINCT COMMITTEE OFFICER BURLINGTON 5 (Prec-0109)				
Vote for 1				
WRITE-IN	19	100.00	10	9
Over Votes	0		0	0
Under Votes	346		188	158
PRECINCT COMMITTEE OFFICER BURLINGTON 6 (Prec-0110)				
Vote for 1				
Magdaleno R. Trevino (DEM)	122	98.39	68	54
WRITE-IN	2	1.61	0	2
Over Votes	0		0	0
Under Votes	37		21	16
PRECINCT COMMITTEE OFFICER BURLINGTON 7 (Prec-0111)				
Vote for 1				
Eldeen Simmons (REP)	84	100.00	62	22
WRITE-IN	0		0	0
Over Votes	0		0	0
Under Votes	21		15	6
PRECINCT COMMITTEE OFFICER CASCADE (Prec-0012)				
Vote for 1				
WRITE-IN	6	100.00	3	3
Over Votes	0		0	0
Under Votes	101		47	54



200211200102
Skagit County Auditor

RUN DATE:11/20/02 11:17 AM

	TOTAL VOTES	%	ABSENTEE	ELECTION DAY
PRECINCT COMMITTEE OFFICER CEDARDALE (Prec-0013)				
Vote for 1				
Kimberly Rudy (REP)	164	98.20	79	85
WRITE-IN.	3	1.80	0	3
Over Votes	0		0	0
Under Votes	89		39	50
PRECINCT COMMITTEE OFFICER CLEAR LAKE (Prec-0014)				
Vote for 1				
WRITE-IN.	9	100.00	3	6
Over Votes	0		0	0
Under Votes	371		169	202
PRECINCT COMMITTEE OFFICER COLLINS (Prec-0058)				
Vote for 1				
WRITE-IN.	1	100.00	1	0
Over Votes	0		0	0
Under Votes	73		39	34
PRECINCT COMMITTEE OFFICER CONCRETE (Prec-0112)				
Vote for 1				
WRITE-IN.	16	100.00	5	11
Over Votes	0		0	0
Under Votes	178		80	98
PRECINCT COMMITTEE OFFICER CONWAY (Prec-0016)				
Vote for 1				
Christine McCartan (DEM)	109	100.00	51	58
WRITE-IN.	0		0	0
Over Votes	0		0	0
Under Votes	68		27	41
PRECINCT COMMITTEE OFFICER COUNTRY CLUB (Prec-0015)				
Vote for 1				
Dottie Piazza (REP)	154	99.35	126	28
WRITE-IN.	1	.65	1	0
Over Votes	0		0	0
Under Votes	48		37	11
PRECINCT COMMITTEE OFFICER COUNTY 162 (Prec-0054)				
Vote for 1				
WRITE-IN.	0		0	0
Over Votes	0		0	0
Under Votes	0		0	0
PRECINCT COMMITTEE OFFICER DEWEY (Prec-0017)				
Vote for 1				
Ann Marie Humphreys (REP)	429	99.31	273	156
WRITE-IN.	3	.69	2	1
Over Votes	0		0	0
Under Votes	244		150	94



200211200102

Skagit County Auditor

RUN DATE:11/20/02 11:17 AM

	TOTAL VOTES	%	ABSENTEE	ELECTION DAY
PRECINCT COMMITTEE OFFICER DIGBY (Prec-0018)				
Vote for 1				
WRITE-IN.	6	100.00	0	6
Over Votes	0		0	0
Under Votes	35		0	35
PRECINCT COMMITTEE OFFICER DODGE VALLEY (Prec-0019)				
Vote for 1				
Gary T. Jones (DEM)	125	100.00	85	40
WRITE-IN.	0		0	0
Over Votes	0		0	0
Under Votes	35		24	11
PRECINCT COMMITTEE OFFICER DUNBAR (Prec-0004)				
Vote for 1				
WRITE-IN.	3	100.00	2	1
Over Votes	0		0	0
Under Votes	118		67	51
PRECINCT COMMITTEE OFFICER EDISON (Prec-0020)				
Vote for 1				
Victor R. Jensen (REP)	155	99.36	54	101
WRITE-IN.	1	.64	0	1
Over Votes	0		0	0
Under Votes	87		28	59
PRECINCT COMMITTEE OFFICER FIDALGO (Prec-0055)				
Vote for 1				
Bonita Riley (DEM)	293	99.32	205	88
WRITE-IN.	2	.68	2	0
Over Votes	0		0	0
Under Votes	169		118	51
PRECINCT COMMITTEE OFFICER FIR (Prec-0021)				
Vote for 1				
Eileen Butler (DEM)	133	99.25	46	87
WRITE-IN.	1	.75	1	0
Over Votes	0		0	0
Under Votes	51		25	26
PRECINCT COMMITTEE OFFICER FREDONIA (Prec-0065)				
Vote for 1				
WRITE-IN.	5	100.00	3	2
Over Votes	0		0	0
Under Votes	85		47	38



200211200102
Skagit County Auditor

RUN DATE:11/20/02 11:17 AM

TOTAL VOTES % ABSENTEE ELECTION DAY

PRECINCT COMMITTEE OFFICER FRUITDALE (Prec-0022)

Vote for 1				
Loreen Brinson (DEM)	243	51.92	147	96
Dan Vandenburg (REP)	223	47.65	116	107
WRITE-IN	2	.43	2	0
Over Votes	0		0	0
Under Votes	58		25	33

PRECINCT COMMITTEE OFFICER GAGES (Prec-0056)

Vote for 1				
WRITE-IN	11	100.00	6	5
Over Votes	0		0	0
Under Votes	237		150	87

PRECINCT COMMITTEE OFFICER GEAR (Prec-0023)

Vote for 1				
BJ Kendall (DEM)	175	48.61	79	96
Louis "Lou" Coletta (REP)	184	51.11	84	100
WRITE-IN	1	.28	0	1
Over Votes	0		0	0
Under Votes	61		28	33

PRECINCT COMMITTEE OFFICER GUEMES (Prec-0024)

Vote for 1				
Gail Nicolls (DEM)	269	98.18	122	147
WRITE-IN	5	1.82	4	1
Over Votes	0		0	0
Under Votes	94		59	35

PRECINCT COMMITTEE OFFICER HAMBURG (Prec-0025)

Vote for 1				
Tom Kingshott (DEM)	106	94.64	77	29
WRITE-IN	6	5.36	3	3
Over Votes	0		0	0
Under Votes	45		36	9

PRECINCT COMMITTEE OFFICER HAMILTON (Prec-0113)

Vote for 1				
WRITE-IN	13	100.00	4	9
Over Votes	0		0	0
Under Votes	55		29	26

PRECINCT COMMITTEE OFFICER HARMONY (Prec-0026)

Vote for 1				
Alec R. McDougall (DEM)	204	97.61	97	107
WRITE-IN	5	2.39	2	3
Over Votes	0		0	0
Under Votes	90		38	52



200211200102

Skagit County Auditor

RUN DATE:11/20/02 11:17 AM

	TOTAL VOTES	%	ABSENTEE	ELECTION DAY
PRECINCT COMMITTEE OFFICER LA CONNER (Prec-0114)				
Vote for 1				
Dan O'Donnell (DEM)	198	55.31	89	109
Shirlee Dessert (REP)	157	43.85	72	85
WRITE-IN.	3	.84	1	2
Over Votes	0		0	0
Under Votes	42		21	21
PCT COMMITTEE OFFICER LAKE CAVANAUGH (Prec-0061)				
Vote for 1				
WRITE-IN.	4	100.00	3	1
Over Votes	0		0	0
Under Votes	86		72	14
PRECINCT COMMITTEE OFFICER LAKE SIXTEEN (Prec-0027)				
Vote for 1				
Carl Young (DEM)	59	36.88	27	32
Dennis Gwin (REP)	101	63.13	40	61
WRITE-IN.	0		0	0
Over Votes	0		0	0
Under Votes	30		7	23
PCT COMMITTEE OFFICER LITTLE MOUNTAIN (Prec-0062)				
Vote for 1				
Jeff W. Hammer (DEM)	40	28.78	25	15
Debra L. Lisser (DEM)	98	70.50	59	39
WRITE-IN.	1	.72	0	1
Over Votes	0		0	0
Under Votes	40		26	14
PRECINCT COMMITTEE OFFICER LOOKOUT (Prec-0028)				
Vote for 1				
WRITE-IN.	24	100.00	9	15
Over Votes	0		0	0
Under Votes	415		203	212
PRECINCT COMMITTEE OFFICER LYMAN (Prec-0115)				
Vote for 1				
Anita L. Parker (REP)	52	98.11	27	25
WRITE-IN.	1	1.89	0	1
Over Votes	0		0	0
Under Votes	30		12	18
PRECINCT COMMITTEE OFFICER MANSFORD (Prec-0029)				
Vote for 1				
WRITE-IN.	5	100.00	0	5
Over Votes	0		0	0
Under Votes	79		11	68



200211200102
Skagit County Auditor

RUN DATE:11/20/02 11:17 AM

	TOTAL VOTES	%	ABSENTEE	ELECTION DAY
PRECINCT COMMITTEE OFFICER MAPES (Prec-0030)				
Vote for 1				
Paul Vance (DEM)	113	97.41	52	61
WRITE-IN.	3	2.59	0	3
Over Votes	0		0	0
Under Votes	71		27	44
PRECINCT COMMITTEE OFFICER MARCH POINT (Prec-0031)				
Vote for 1				
Don Munks (REP)	19	95.00	0	19
WRITE-IN.	1	5.00	0	1
Over Votes	0		0	0
Under Votes	6		0	6
PRECINCT COMMITTEE OFFICER McMURRAY EAST (Prec-0034)				
Vote for 1				
WRITE-IN.	4	100.00	2	2
Over Votes	0		0	0
Under Votes	78		54	24
PRECINCT COMMITTEE OFFICER McMURRAY WEST (Prec-0032)				
Vote for 1				
Dustan Barber (DEM)	142	99.30	105	37
WRITE-IN.	1	.70	0	1
Over Votes	0		0	0
Under Votes	79		58	21
PRECINCT COMMITTEE OFFICER McRAE (Prec-0033)				
Vote for 1				
Brock D. Stiles (DEM)	232	97.07	118	114
WRITE-IN.	7	2.93	5	2
Over Votes	0		0	0
Under Votes	133		61	72
PRECINCT COMMITTEE OFFICER MINKLER (Prec-0035)				
Vote for 1				
WRITE-IN.	13	100.00	5	8
Over Votes	0		0	0
Under Votes	191		104	87
PRECINCT COMMITTEE OFFICER MONTBORNE (Prec-0036)				
Vote for 1				
Kenneth A. Dahlstedt (DEM)	180	97.83	82	98
WRITE-IN.	4	2.17	2	2
Over Votes	0		0	0
Under Votes	96		49	47



200211200102
 Skagit County Auditor
 11/20/2002 Page 23 of 263 3:09PM

RUN DATE:11/20/02 11:17 AM

	TOTAL VOTES	%	ABSENTEE	ELECTION DAY
PCT COMMITTEE OFFICER MOUNT VERNON 1 (Prec-0078)				
Vote for 1				
David J. Howson (DEM)	130	99.24	60	70
WRITE-IN.	1	.76	0	1
Over Votes	0		0	0
Under Votes	53		25	28
PCT COMMITTEE OFFICER MOUNT VERNON 2 (Prec-0079)				
Vote for 1				
Marvin Rush (DEM)	115	98.29	43	72
WRITE-IN.	2	1.71	0	2
Over Votes	0		0	0
Under Votes	47		20	27
PCT COMMITTEE OFFICER MOUNT VERNON 3 (Prec-0080)				
Vote for 1				
Betty Louise Ellis (DEM)	269	99.63	135	134
WRITE-IN.	1	.37	1	0
Over Votes	0		0	0
Under Votes	98		45	53
PCT COMMITTEE OFFICER MOUNT VERNON 4 (Prec-0081)				
Vote for 1				
WRITE-IN.	23	100.00	9	14
Over Votes	0		0	0
Under Votes	469		254	215
PCT COMMITTEE OFFICER MOUNT VERNON 5 (Prec-0082)				
Vote for 1				
WRITE-IN.	7	100.00	2	5
Over Votes	0		0	0
Under Votes	22		10	12
PCT COMMITTEE OFFICER MOUNT VERNON 6 (Prec-0083)				
Vote for 1				
WRITE-IN.	11	100.00	2	9
Over Votes	0		0	0
Under Votes	294		137	157
PCT COMMITTEE OFFICER MOUNT VERNON 7 (Prec-0084)				
Vote for 1				
Georgia Requa (DEM)	292	98.98	119	173
WRITE-IN.	3	1.02	0	3
Over Votes	0		0	0
Under Votes	149		59	90
PCT COMMITTEE OFFICER MOUNT VERNON 8 (Prec-0085)				
Vote for 1				
WRITE-IN.	31	100.00	15	16
Over Votes	0		0	0
Under Votes	487		274	213



200211200102
Skagit County Auditor

RUN DATE:11/20/02 11:17 AM

	TOTAL VOTES	%	ABSENTEE	ELECTION DAY
PCT COMMITTEE OFFICER MOUNT VERNON 9 (Prec-0086)				
Vote for 1				
WRITE-IN.	10	100.00	4	6
Over Votes	0		0	0
Under Votes	270		153	117
PCT COMMITTEE OFFICER MOUNT VERNON 10 (Prec-0087)				
Vote for 1				
Thomas Andrew Boucher (DEM)	111	56.35	49	62
Navor Tercero (REP)	85	43.15	35	50
WRITE-IN.	1	.51	0	1
Over Votes	0		0	0
Under Votes	39		21	18
PCT COMMITTEE OFFICER MOUNT VERNON 11 (Prec-0088)				
Vote for 1				
Mark L. Hulst (REP)	160	99.38	99	61
WRITE-IN.	1	.62	0	1
Over Votes	0		0	0
Under Votes	61		30	31
PCT COMMITTEE OFFICER MOUNT VERNON 12 (Prec-0089)				
Vote for 1				
WRITE-IN.	12	100.00	2	10
Over Votes	0		0	0
Under Votes	225		125	100
PCT COMMITTEE OFFICER MOUNT VERNON 14 (Prec-0090)				
Vote for 1				
Merydee Carlson (DEM)	310	97.79	187	123
WRITE-IN.	7	2.21	3	4
Over Votes	0		0	0
Under Votes	146		81	65
PCT COMMITTEE OFFICER MOUNT VERNON 15 (Prec-0091)				
Vote for 1				
WRITE-IN.	11	100.00	6	5
Over Votes	0		0	0
Under Votes	272		126	146
PCT COMMITTEE OFFICER MOUNT VERNON 16 (Prec-0092)				
Vote for 1				
Brian Rolfson (DEM)	231	46.86	136	95
Dick Reitsma (REP)	255	51.72	151	104
WRITE-IN.	7	1.42	1	6
Over Votes	0		0	0
Under Votes	83		54	29



200211200102
Skagit County Auditor

RUN DATE:11/20/02 11:17 AM

	TOTAL VOTES	%	ABSENTEE	ELECTION DAY
PCT COMMITTEE OFFICER MOUNT VERNON 19 (Prec-0093)				
Vote for 1				
Robert A. Staat (REP)	302	99.34	144	158
WRITE-IN.	2	.66	1	1
Over Votes	0		0	0
Under Votes	142		82	60
PCT COMMITTEE OFFICER MOUNT VERNON 21 (Prec-0094)				
Vote for 1				
Peter D. Chipalla (DEM)	136	29.18	70	66
George E. Ridgeway Jr. (DEM)	88	18.88	56	32
Stephen Hendricks (REP)	242	51.93	124	118
WRITE-IN.	0		0	0
Over Votes	0		0	0
Under Votes	94		51	43
PCT COMMITTEE OFFICER MOUNT VERNON 22 (Prec-0095)				
Vote for 1				
WRITE-IN.	23	100.00	8	15
Over Votes	0		0	0
Under Votes	420		218	202
PCT COMMITTEE OFFICER MOUNT VERNON 26 (Prec-0096)				
Vote for 1				
WRITE-IN.	0		0	0
Over Votes	0		0	0
Under Votes	0		0	0
PCT COMMITTEE OFFICER MOUNT VERNON 27 (Prec-0097)				
Vote for 1				
WRITE-IN.	1	100.00	0	1
Over Votes	0		0	0
Under Votes	78		0	78
PCT COMMITTEE OFFICER MOUNT VERNON 28 (Prec-0098)				
Vote for 1				
WRITE-IN.	5	100.00	3	2
Over Votes	0		0	0
Under Votes	69		25	44
PRECINCT COMMITTEE OFFICER NOOKACHAMPS (Prec-0037)				
Vote for 1				
WRITE-IN.	8	100.00	5	3
Over Votes	0		0	0
Under Votes	202		97	105
PRECINCT COMMITTEE OFFICER PADILLA (Prec-0064)				
Vote for 1				
Doug Peterson (REP)	70	98.59	35	35
WRITE-IN.	1	1.41	1	0
Over Votes	0		0	0
Under Votes	37		16	21



200211200102

Skagit County Auditor

11/20/2002 Page 26 of 263

3:09PM

RUN DATE:11/20/02 11:17 AM

	TOTAL VOTES	%	ABSENTEE	ELECTION DAY
PRECINCT COMMITTEE OFFICER POINT WILLIAMS (Prec-0040)				
Vote for 1				
Adam Sager (REP)	216	98.18	107	109
WRITE-IN.	4	1.82	2	2
Over Votes	0		0	0
Under Votes	110		51	59
PRECINCT COMMITTEE OFFICER PRAIRIE (Prec-0039)				
Vote for 1				
WRITE-IN.	13	100.00	3	10
Over Votes	0		0	0
Under Votes	234		100	134
PRECINCT COMMITTEE OFFICER RIDGEWAY (Prec-0041)				
Vote for 1				
Robert Eakins (DEM)	177	99.44	93	84
WRITE-IN.	1	.56	1	0
Over Votes	1		1	0
Under Votes	101		57	44
PRECINCT COMMITTEE OFFICER RIVERBEND (Prec-0063)				
Vote for 1				
WRITE-IN.	0		0	0
Over Votes	0		0	0
Under Votes	29		5	24
PRECINCT COMMITTEE OFFICER ROCKPORT (Prec-0042)				
Vote for 1				
Steve Johnson (DEM)	230	96.23	120	110
WRITE-IN.	9	3.77	1	8
Over Votes	0		0	0
Under Votes	126		49	77
PRECINCT COMMITTEE OFFICER ROSARIO (Prec-0051)				
Vote for 1				
Cyndi Walters (DEM)	307	98.08	198	109
WRITE-IN.	6	1.92	5	1
Over Votes	0		0	0
Under Votes	179		116	63
PRECINCT COMMITTEE OFFICER SAMISH (Prec-0057)				
Vote for 1				
Vickie Crook (REP)	173	95.58	74	99
WRITE-IN.	8	4.42	3	5
Over Votes	0		0	0
Under Votes	82		35	47



200211200102
Skagit County Auditor

RUN DATE:11/20/02 11:17 AM

	TOTAL VOTES	%	ABSENTEE	ELECTION DAY
PRECINCT COMMITTEE OFFICER SAUK (Prec-0006)				
Vote for 1				
Jan O'Connor (REP)	222	96.10	103	119
WRITE-IN.	9	3.90	6	3
Over Votes	0		0	0
Under Votes	113		59	54
PRECINCT COMMITTEE OFFICER SEDRO-WOOLLEY 1 (Prec-0099)				
Vote for 1				
WRITE-IN.	13	100.00	7	6
Over Votes	0		0	0
Under Votes	256		159	97
PRECINCT COMMITTEE OFFICER SEDRO-WOOLLEY 2 (Prec-0100)				
Vote for 1				
William G. Heberling (REP)	315	99.68	141	174
WRITE-IN.	1	.32	0	1
Over Votes	0		0	0
Under Votes	101		57	44
PRECINCT COMMITTEE OFFICER SEDRO-WOOLLEY 3 (Prec-0101)				
Vote for 1				
Dennis P. London (DEM)	193	100.00	81	112
WRITE-IN.	0		0	0
Over Votes	0		0	0
Under Votes	66		34	32
PRECINCT COMMITTEE OFFICER SEDRO-WOOLLEY 4 (Prec-0102)				
Vote for 1				
WRITE-IN.	22	100.00	9	13
Over Votes	0		0	0
Under Votes	438		210	228
PRECINCT COMMITTEE OFFICER SEDRO-WOOLLEY 5 (Prec-0103)				
Vote for 1				
Eric Schnider (DEM)	296	99.66	134	162
WRITE-IN.	1	.34	0	1
Over Votes	0		0	0
Under Votes	129		56	73
PRECINCT COMMITTEE OFFICER SEDRO-WOOLLEY 6 (Prec-0104)				
Vote for 1				
Teresa A. (Terry) Stoaks (DEM)	267	100.00	126	141
WRITE-IN.	0		0	0
Over Votes	0		0	0
Under Votes	112		54	58



200211200102
Skagit County Auditor

RUN DATE:11/20/02 11:17 AM

	TOTAL VOTES	%	ABSENTEE	ELECTION DAY
PRECINCT COMMITTEE OFFICER SHELTER BAY (Prec-0043)				
Vote for 1				
Roberta Butterworth (REP)	380	99.74	263	117
WRITE-IN.	1	.26	0	1
Over Votes	0		0	0
Under Votes	156		109	47
PRECINCT COMMITTEE OFFICER SKYRIDGE (Prec-0038)				
Vote for 1				
Roy A. Angevine (REP)	163	47.94	75	88
K. Garl Long (REP)	174	51.18	75	99
WRITE-IN.	3	.88	2	1
Over Votes	0		0	0
Under Votes	124		68	56
PRECINCT COMMITTEE OFFICER SNEE OOSH (Prec-0044)				
Vote for 1				
John S. Doyle (DEM)	157	58.15	69	88
Claire Painter (REP)	113	41.85	66	47
WRITE-IN.	0		0	0
Over Votes	0		0	0
Under Votes	42		16	26
PRECINCT COMMITTEE OFFICER STARBIRD (Prec-0053)				
Vote for 1				
Tim Knue (DEM)	216	98.18	105	111
WRITE-IN.	4	1.82	3	1
Over Votes	0		0	0
Under Votes	108		67	41
PRECINCT COMMITTEE OFFICER STERLING (Prec-0045)				
Vote for 1				
Sandra L. Hulst (REP)	154	100.00	75	79
WRITE-IN.	0		0	0
Over Votes	0		0	0
Under Votes	60		34	26
PRECINCT COMMITTEE OFFICER SWINOMISH (Prec-0046)				
Vote for 1				
John A. Fleming (REP)	285	97.94	139	146
WRITE-IN.	6	2.06	4	2
Over Votes	0		0	0
Under Votes	158		90	68
PRECINCT COMMITTEE OFFICER TERRACE (Prec-0052)				
Vote for 1				
Alice Fitzgerald (DEM)	216	41.94	137	79
David M. Thomas (REP)	298	57.86	193	105
WRITE-IN.	1	.19	1	0
Over Votes	0		0	0
Under Votes	124		76	48



200211200102
Skagit County Auditor

RUN DATE:11/20/02 11:17 AM

	TOTAL VOTES	%	ABSENTEE	ELECTION DAY
PRECINCT COMMITTEE OFFICER TINGLEY (Prec-0047)				
Vote for 1				
J. Arn Thoreen (DEM)	166	96.51	71	95
WRITE-IN	6	3.49	3	3
Over Votes	0		0	0
Under Votes	82		22	60
PRECINCT COMMITTEE OFFICER VAN FLEET (Prec-0048)				
Vote for 1				
Tim Howland (REP)	276	66.35	117	159
Eugene D. Ashe (REP)	139	33.41	61	78
WRITE-IN	1	.24	0	1
Over Votes	0		0	0
Under Votes	128		63	65
PRECINCT COMMITTEE OFFICER VEDERE (Prec-0049)				
Vote for 1				
Stephen Louia (REP)	131	100.00	108	23
WRITE-IN	0		0	0
Over Votes	0		0	0
Under Votes	42		30	12
PRECINCT COMMITTEE OFFICER VIEW TERRACE (Prec-0060)				
Vote for 1				
WRITE-IN	0		0	0
Over Votes	0		0	0
Under Votes	2		0	2
PRECINCT COMMITTEE OFFICER WHITNEY (Prec-0050)				
Vote for 1				
Joanne M. Odegaard (DEM)	105	99.06	55	50
WRITE-IN	1	.94	1	0
Over Votes	0		0	0
Under Votes	56		32	24



200211200102

Skagit County Auditor

**NOVEMBER 5, 2002
GENERAL ELECTION**

**CUMULATIVE RESULTS BY
PRECINCT**



200211200102

Skagit County Auditor

11/20/2002 Page 31 of 263

3:09PM

NUMBERED KEY CANVASS

SKAGIT COUNTY
OFFICIAL RESULTS

RUN DATE:11/20/02 10:41 AM

REPORT-EL52 PAGE 0001

	TOTAL	PERCENT		TOTAL	PERCENT
01 = REGISTERED VOTERS - TOTAL	59,156		03 = VOTER TURNOUT - TOTAL	56.94	
02 = BALLOTS CAST - TOTAL	33,681				
	01	02	03		
0001 ALDER 101	443	234	52.82		
0002 ALGER 102	348	193	55.46		
0003 ALLEN 103	273	182	66.67		
0004 DUNBAR 104	235	121	51.49		
0005 AVON 105	609	381	62.56		
0006 SAUK 107	790	344	43.54		
0007 BAY VIEW 108	484	329	67.98		
0008 BELFAST 109	462	223	48.27		
0009 BIG LAKE 110	874	481	55.03		
0010 BIRDSVIEW 111	673	346	51.41		
0011 BOW 113	792	463	58.46		
0012 CASCADE 114	181	107	59.12		
0013 CEDARDALE 115	430	256	59.53		
0014 CLEAR LAKE 116	722	380	52.63		
0015 COUNTRY CLUB 117	273	203	74.36		
0016 CONWAY 118	314	177	56.37		
0017 DEWEY 119	1049	676	64.44		
0018 DIGBY 120	53	41	77.36		
0019 DODGE VALLEY 121	227	160	70.48		
0020 EDISON 122	399	243	60.90		
0021 FIR 124	288	185	64.24		
0022 FRUITDALE 125	1015	526	51.82		
0023 GEAR 126	853	421	49.36		
0024 GUEMES 127	479	368	76.83		
0025 HAMBURG 128	236	157	66.53		
0026 HARMONY 129	468	299	63.89		
0027 LAKE SIXTEEN 130	335	190	56.72		
0028 LOOKOUT 132	753	439	58.30		
0029 MANSFORD 133	158	84	53.16		
0030 MAPES 134	317	187	58.99		
0031 MARCH POINT 135	35	26	74.29		
0032 McMURRAY WEST 136	356	222	62.36		
0033 McRAE 137	669	372	55.61		
0034 McMURRAY EAST 138	131	82	62.60		
0035 MINKLER 139	370	204	55.14		
0036 MONTBORNE 140	473	280	59.20		
0037 NOOKACHAMPS 141	372	210	56.45		
0038 SKYRIDGE 144	708	464	65.54		
0039 PRAIRIE 145	549	247	44.99		
0040 POINT WILLIAMS 146	489	330	67.48		
0041 RIDGEWAY 147	472	280	59.32		
0042 ROCKPORT 148	658	365	55.47		
0043 SHELTER BAY 149	733	537	73.26		
0044 SNEE OOSH 150	495	312	63.03		
0045 STERLING 151	373	214	57.37		
0046 SWINOMISH 153	804	449	55.85		
0047 TINGLEY 154	419	254	60.62		
0048 VAN FLEET 155	1017	544	53.49		
0049 VEDERE 156	262	173	66.03		
0050 WHITNEY 157	242	162	66.94		
0051 ROSARIO 158	791	492	62.20		
0052 TERRACE 159	994	639	64.29		
0053 STARBIRD 160	530	328	61.89		
0054 COUNTY 162	0	0			
0055 FIDALGO 164	716	464	64.80		
0056 GAGES 165	432	248	57.41		



200211200102

Skagit County Auditor

	TOTAL	PERCENT		TOTAL	PERCENT
01 = REGISTERED VOTERS - TOTAL	59,156		03 = VOTER TURNOUT - TOTAL	56.94	
02 = BALLOTS CAST - TOTAL	33,681				

(CONTINUED FROM PREVIOUS PAGE)

	01	02	03
0057 SAMISH 166	476	263	55.25
0058 COLLINS 167	117	74	63.25
0059 BLANCHARD 168	564	337	59.75
0060 VIEW TERRACE 170	6	2	33.33
0061 LAKE CAVANAUGH 171	137	90	65.69
0062 LITTLE MOUNTAIN 172	273	179	65.57
0063 RIVERBEND 173	41	29	70.73
0064 PADILLA 174	159	108	67.92
0065 FREDONIA 176	136	90	66.18
0066 ANACORTES 201	540	298	55.19
0067 ANACORTES 204	584	253	43.32
0068 ANACORTES 205	28	16	57.14
0069 ANACORTES 206	576	406	70.49
0070 ANACORTES 207	685	397	57.96
0071 ANACORTES 209	986	597	60.55
0072 ANACORTES 211	809	533	65.88
0073 ANACORTES 217	1050	618	58.86
0074 ANACORTES 220	831	529	63.66
0075 ANACORTES 221	1092	727	66.58
0076 ANACORTES 222	638	385	60.34
0077 ANACORTES 224	1087	746	68.63
0078 MOUNT VERNON 301	527	184	34.91
0079 MOUNT VERNON 302	423	164	38.77
0080 MOUNT VERNON 303	790	368	46.58
0081 MOUNT VERNON 304	990	492	49.70
0082 MOUNT VERNON 305	80	29	36.25
0083 MOUNT VERNON 306	721	305	42.30
0084 MOUNT VERNON 307	768	444	57.81
0085 MOUNT VERNON 308	862	518	60.09
0086 MOUNT VERNON 309	481	280	58.21
0087 MOUNT VERNON 310	682	236	34.60
0088 MOUNT VERNON 311	405	222	54.81
0089 MOUNT VERNON 312	486	237	48.77
0090 MOUNT VERNON 314	910	463	50.88
0091 MOUNT VERNON 315	655	283	43.21
0092 MOUNT VERNON 316	935	576	61.60
0093 MOUNT VERNON 319	826	446	54.00
0094 MOUNT VERNON 321	1005	560	55.72
0095 MOUNT VERNON 322	730	443	60.68
0096 MOUNT VERNON 326	0	0	
0097 MOUNT VERNON 327	102	79	77.45
0098 MOUNT VERNON 328	209	74	35.41
0099 SEDRO WOOLLEY 401	478	269	56.28
0100 SEDRO WOOLLEY 402	695	417	60.00
0101 SEDRO WOOLLEY 403	539	259	48.05
0102 SEDRO WOOLLEY 404	743	460	61.91
0103 SEDRO WOOLLEY 405	671	426	63.49
0104 SEDRO WOOLLEY 406	640	379	59.22
0105 BURLINGTON 501	453	188	41.50
0106 BURLINGTON 502	368	186	50.54
0107 BURLINGTON 503	443	203	45.82
0108 BURLINGTON 504	441	144	32.65
0109 BURLINGTON 505	670	365	54.48
0110 BURLINGTON 506	396	161	40.66
0111 BURLINGTON 507	208	105	50.48
0112 CONCRETE 601	440	194	44.09
0113 HAMILTON 701	149	68	45.64



200211200102
Skagit County Auditor

01 = REGISTERED VOTERS - TOTAL
02 = BALLOTS CAST - TOTAL

TOTAL PERCENT
59,156
33,681

03 = VOTER TURNOUT - TOTAL

TOTAL PERCENT
56.94

(CONTINUED FROM PREVIOUS PAGE)

0114 LA CONNER 801
0115 LYMAN 855

	01	02	03
	622	400	64.31
	175	83	47.43



200211200102
Skagit County Auditor

RUN DATE:11/20/02 10:41 AM

VOTES PERCENT

INITIATIVE 776

Vote for 1

01 = YES

02 = NO

18,262 55.51
14,636 44.49

01 02

0001 ALDER 101	160	74
0002 ALGER 102	108	79
0003 ALLEN 103	107	73
0004 DUNBAR 104	69	50
0005 AVON 105	189	184
0006 SAUK 107	208	131
0007 BAY VIEW 108	176	145
0008 BELFAST 109	137	81
0009 BIG LAKE 110	260	216
0010 BIRDSVIEW 111	233	107
0011 BOW 113	242	213
0012 CASCADE 114	55	48
0013 CEDARDALE 115	156	91
0014 CLEAR LAKE 116	233	139
0015 COUNTRY CLUB 117	125	69
0016 CONWAY 118	104	70
0017 DEWEY 119	321	340
0018 DIGBY 120	27	14
0019 DODGE VALLEY 121	69	86
0020 EDISON 122	128	110
0021 FIR 124	87	94
0022 FRUITDALE 125	341	176
0023 GEAR 126	260	146
0024 GUEMES 127	167	192
0025 HAMBURG 128	74	79
0026 HARMONY 129	145	142
0027 LAKE SIXTEEN 130	103	81
0028 LOOKOUT 132	253	180
0029 MANSFORD 133	52	29
0030 MAPES 134	116	63
0031 MARCH POINT 135	10	16
0032 McMURRAY WEST 136	107	104
0033 McRAE 137	230	134
0034 McMURRAY EAST 138	54	28
0035 MINKLER 139	132	69
0036 MONTBORNE 140	171	106
0037 NOOKACHAMPS 141	112	89
0038 SKYRIDGE 144	223	230
0039 PRAIRIE 145	160	82
0040 POINT WILLIAMS 146	145	180
0041 RIDGEWAY 147	165	106
0042 ROCKPORT 148	224	140
0043 SHELTER BAY 149	292	234
0044 SNEE OOSH 150	135	173
0045 STERLING 151	131	79
0046 SWINOMISH 153	205	236
0047 TINGLEY 154	162	85
0048 VAN FLEET 155	371	152
0049 VEDERE 156	96	73
0050 WHITNEY 157	79	79
0051 ROSARIO 158	234	247
0052 TERRACE 159	327	302
0053 STARBIRD 160	208	114
0054 COUNTY 162	0	0



200211200102
Skagit County Auditor

RUN DATE:11/20/02 10:41 AM

VOTES PERCENT

INITIATIVE 776

Vote for 1

01 = YES

18,262 55.51

02 = NO

14,636 44.49

(CONTINUED FROM PREVIOUS PAGE)

	01	02
0055 FIDALGO 164	259	193
0056 GAGES 165	134	110
0057 SAMISH 166	162	98
0058 COLLINS 167	45	29
0059 BLANCHARD 168	148	180
0060 VIEW TERRACE 170	1	0
0061 LAKE CAVANAUGH 171	64	26
0062 LITTLE MOUNTAIN 172	100	77
0063 RIVERBEND 173	22	7
0064 PADILLA 174	46	59
0065 FREDONIA 176	58	30
0066 ANACORTES 201	138	153
0067 ANACORTES 204	145	105
0068 ANACORTES 205	5	11
0069 ANACORTES 206	216	180
0070 ANACORTES 207	204	185
0071 ANACORTES 209	288	292
0072 ANACORTES 211	251	269
0073 ANACORTES 217	301	296
0074 ANACORTES 220	267	251
0075 ANACORTES 221	346	362
0076 ANACORTES 222	161	218
0077 ANACORTES 224	389	343
0078 MOUNT VERNON 301	103	80
0079 MOUNT VERNON 302	99	64
0080 MOUNT VERNON 303	191	167
0081 MOUNT VERNON 304	273	203
0082 MOUNT VERNON 305	26	2
0083 MOUNT VERNON 306	118	172
0084 MOUNT VERNON 307	167	260
0085 MOUNT VERNON 308	275	224
0086 MOUNT VERNON 309	159	114
0087 MOUNT VERNON 310	151	74
0088 MOUNT VERNON 311	110	110
0089 MOUNT VERNON 312	126	98
0090 MOUNT VERNON 314	251	199
0091 MOUNT VERNON 315	150	124
0092 MOUNT VERNON 316	271	298
0093 MOUNT VERNON 319	247	192
0094 MOUNT VERNON 321	302	246
0095 MOUNT VERNON 322	240	193
0096 MOUNT VERNON 326	0	0
0097 MOUNT VERNON 327	52	22
0098 MOUNT VERNON 328	49	24
0099 SEDRO WOOLLEY 401	152	109
0100 SEDRO WOOLLEY 402	240	165
0101 SEDRO WOOLLEY 403	148	109
0102 SEDRO WOOLLEY 404	288	162
0103 SEDRO WOOLLEY 405	222	195
0104 SEDRO WOOLLEY 406	234	136
0105 BURLINGTON 501	109	75
0106 BURLINGTON 502	105	75
0107 BURLINGTON 503	137	63
0108 BURLINGTON 504	82	59
0109 BURLINGTON 505	202	151



200211200102
Skagit County Auditor

VOTES PERCENT

INITIATIVE 776

Vote for 1

01 = YES

18,262 55.51

02 = NO

14,636 44.49

(CONTINUED FROM PREVIOUS PAGE)

	01	02
0110 BURLINGTON 506	83	77
0111 BURLINGTON 507	72	30
0112 CONCRETE 601	116	77
0113 HAMILTON 701	44	24
0114 LA CONNER 801	184	204
0115 LYMAN 855	56	25



200211200102

Skagit County Auditor

RUN DATE:11/20/02 10:41 AM

VOTES PERCENT

INITIATIVE 790

Vote for 1

01 = YES

02 = NO

17,297 53.72
14,899 46.28

	01	02
0001 ALDER 101	128	97
0002 ALGER 102	111	74
0003 ALLEN 103	99	77
0004 DUNBAR 104	64	50
0005 AVON 105	212	154
0006 SAUK 107	213	120
0007 BAY VIEW 108	162	156
0008 BELFAST 109	110	103
0009 BIG LAKE 110	244	218
0010 BIRDSVIEW 111	179	156
0011 BOW 113	238	199
0012 CASCADE 114	48	47
0013 CEDARDALE 115	131	116
0014 CLEAR LAKE 116	191	169
0015 COUNTRY CLUB 117	80	112
0016 CONWAY 118	92	76
0017 DEWEY 119	355	295
0018 DIGBY 120	20	21
0019 DODGE VALLEY 121	77	70
0020 EDISON 122	127	106
0021 FIR 124	83	93
0022 FRUITDALE 125	285	223
0023 GEAR 126	212	184
0024 GUEMES 127	155	188
0025 HAMBURG 128	57	93
0026 HARMONY 129	147	133
0027 LAKE SIXTEEN 130	83	96
0028 LOOKOUT 132	231	184
0029 MANSFORD 133	44	36
0030 MAPES 134	94	87
0031 MARCH POINT 135	17	9
0032 McMURRAY WEST 136	112	96
0033 McRAE 137	200	153
0034 McMURRAY EAST 138	47	33
0035 MINKLER 139	106	90
0036 MONTBORNE 140	138	128
0037 NOOKACHAMPS 141	109	90
0038 SKYRIDGE 144	220	222
0039 PRAIRIE 145	123	117
0040 POINT WILLIAMS 146	126	188
0041 RIDGEWAY 147	139	124
0042 ROCKPORT 148	207	139
0043 SHELTER BAY 149	241	280
0044 SNEE OOSH 150	148	153
0045 STERLING 151	111	100
0046 SWINOMISH 153	228	200
0047 TINGLEY 154	139	100
0048 VAN FLEET 155	275	240
0049 VEDERE 156	65	105
0050 WHITNEY 157	78	78
0051 ROSARIO 158	213	262
0052 TERRACE 159	334	275
0053 STARBIRD 160	165	150
0054 COUNTY 162	0	0
0055 FIDALGO 164	240	210



200211200102
Skagit County Auditor

VOTES PERCENT

INITIATIVE 790

Vote for 1

01 = YES

17,297 53.72

02 = NO

14,899 46.28

(CONTINUED FROM PREVIOUS PAGE)

	01	02
0056 GAGES 165	149	91
0057 SAMISH 166	141	115
0058 COLLINS 167	42	31
0059 BLANCHARD 168	159	158
0060 VIEW TERRACE 170	0	0
0061 LAKE CAVANAUGH 171	48	40
0062 LITTLE MOUNTAIN 172	73	102
0063 RIVERBEND 173	17	11
0064 PADILLA 174	52	53
0065 FREDONIA 176	51	36
0066 ANACORTES 201	145	143
0067 ANACORTES 204	153	96
0068 ANACORTES 205	11	5
0069 ANACORTES 206	196	192
0070 ANACORTES 207	196	183
0071 ANACORTES 209	295	271
0072 ANACORTES 211	275	235
0073 ANACORTES 217	319	259
0074 ANACORTES 220	259	242
0075 ANACORTES 221	341	358
0076 ANACORTES 222	183	191
0077 ANACORTES 224	355	367
0078 MOUNT VERNON 301	92	85
0079 MOUNT VERNON 302	90	65
0080 MOUNT VERNON 303	222	135
0081 MOUNT VERNON 304	276	194
0082 MOUNT VERNON 305	17	11
0083 MOUNT VERNON 306	157	130
0084 MOUNT VERNON 307	204	217
0085 MOUNT VERNON 308	281	205
0086 MOUNT VERNON 309	154	118
0087 MOUNT VERNON 310	144	83
0088 MOUNT VERNON 311	134	84
0089 MOUNT VERNON 312	122	95
0090 MOUNT VERNON 314	274	165
0091 MOUNT VERNON 315	151	125
0092 MOUNT VERNON 316	265	283
0093 MOUNT VERNON 319	234	197
0094 MOUNT VERNON 321	309	225
0095 MOUNT VERNON 322	202	227
0096 MOUNT VERNON 326	0	0
0097 MOUNT VERNON 327	34	40
0098 MOUNT VERNON 328	46	23
0099 SEDRO WOOLLEY 401	145	112
0100 SEDRO WOOLLEY 402	246	157
0101 SEDRO WOOLLEY 403	151	104
0102 SEDRO WOOLLEY 404	257	182
0103 SEDRO WOOLLEY 405	223	176
0104 SEDRO WOOLLEY 406	190	173
0105 BURLINGTON 501	98	84
0106 BURLINGTON 502	97	81
0107 BURLINGTON 503	119	74
0108 BURLINGTON 504	81	58
0109 BURLINGTON 505	230	122
0110 BURLINGTON 506	91	65



200211200102
Skagit County Auditor

VOTES PERCENT

INITIATIVE 790

Vote for 1

01 = YES

17,297 53.72

02 = NO

14,899 46.28

(CONTINUED FROM PREVIOUS PAGE)

	01	02
0111 BURLINGTON 507	58	41
0112 CONCRETE 601	104	81
0113 HAMILTON 701	39	25
0114 LA CONNER 801	201	173
0115 LYMAN 855	46	30



200211200102

Skagit County Auditor

RUN DATE:11/20/02 10:41 AM

VOTES PERCENT

REFERENDUM MEASURE 53

Vote for 1

01 = APPROVED

11.279 36.70

02 = REJECTED

19.452 63.30

	01	02
0001 ALDER 101	48	164
0002 ALGER 102	47	125
0003 ALLEN 103	44	126
0004 DUNBAR 104	34	76
0005 AVON 105	121	222
0006 SAUK 107	120	200
0007 BAY VIEW 108	106	192
0008 BELFAST 109	61	151
0009 BIG LAKE 110	164	279
0010 BIRDSVIEW 111	94	234
0011 BOW 113	131	290
0012 CASCADE 114	33	65
0013 CEDARDALE 115	88	139
0014 CLEAR LAKE 116	106	237
0015 COUNTRY CLUB 117	68	117
0016 CONWAY 118	51	106
0017 DEWEY 119	247	365
0018 DIGBY 120	17	21
0019 DODGE VALLEY 121	58	81
0020 EDISON 122	51	169
0021 FIR 124	44	120
0022 FRUITDALE 125	146	348
0023 GEAR 126	120	255
0024 GUEMES 127	134	193
0025 HAMBURG 128	51	95
0026 HARMONY 129	93	177
0027 LAKE SIXTEEN 130	71	105
0028 LOOKOUT 132	123	283
0029 MANSFORD 133	25	46
0030 MAPES 134	55	120
0031 MARCH POINT 135	13	12
0032 McMURRAY WEST 136	70	131
0033 McRAE 137	105	235
0034 McMURRAY EAST 138	28	51
0035 MINKLER 139	62	127
0036 MONTBORNE 140	91	163
0037 NOOKACHAMPS 141	66	129
0038 SKYRIDGE 144	144	278
0039 PRAIRIE 145	63	165
0040 POINT WILLIAMS 146	108	197
0041 RIDGEWAY 147	77	180
0042 ROCKPORT 148	123	217
0043 SHELTER BAY 149	213	278
0044 SNEE OOSH 150	110	168
0045 STERLING 151	60	141
0046 SWINOMISH 153	204	219
0047 TINGLEY 154	69	156
0048 VAN FLEET 155	147	338
0049 VEDERE 156	49	112
0050 WHITNEY 157	46	95
0051 ROSARIO 158	176	282
0052 TERRACE 159	219	361
0053 STARBIRD 160	108	192
0054 COUNTY 162	0	0
0055 FIDALGO 164	173	251



200211200102
Skagit County Auditor

RUN DATE:11/20/02 10:41 AM

VOTES PERCENT

REFERENDUM MEASURE 53

Vote for 1

01 = APPROVED

11,279 36.70

02 = REJECTED

19,452 63.30

(CONTINUED FROM PREVIOUS PAGE)

	01	02
0056 GAGES 165	86	144
0057 SAMISH 166	81	166
0058 COLLINS 167	23	50
0059 BLANCHARD 168	114	195
0060 VIEW TERRACE 170	0	1
0061 LAKE CAVANAUGH 171	37	50
0062 LITTLE MOUNTAIN 172	50	121
0063 RIVERBEND 173	5	23
0064 PADILLA 174	34	62
0065 FREDONIA 176	20	64
0066 ANACORTES 201	101	170
0067 ANACORTES 204	105	127
0068 ANACORTES 205	2	14
0069 ANACORTES 206	134	217
0070 ANACORTES 207	147	216
0071 ANACORTES 209	230	312
0072 ANACORTES 211	201	282
0073 ANACORTES 217	212	345
0074 ANACORTES 220	195	298
0075 ANACORTES 221	281	393
0076 ANACORTES 222	175	183
0077 ANACORTES 224	275	412
0078 MOUNT VERNON 301	54	115
0079 MOUNT VERNON 302	49	103
0080 MOUNT VERNON 303	126	212
0081 MOUNT VERNON 304	184	278
0082 MOUNT VERNON 305	14	12
0083 MOUNT VERNON 306	124	156
0084 MOUNT VERNON 307	173	223
0085 MOUNT VERNON 308	180	285
0086 MOUNT VERNON 309	106	144
0087 MOUNT VERNON 310	73	138
0088 MOUNT VERNON 311	91	117
0089 MOUNT VERNON 312	88	109
0090 MOUNT VERNON 314	177	234
0091 MOUNT VERNON 315	106	154
0092 MOUNT VERNON 316	218	309
0093 MOUNT VERNON 319	181	219
0094 MOUNT VERNON 321	201	300
0095 MOUNT VERNON 322	152	256
0096 MOUNT VERNON 326	0	0
0097 MOUNT VERNON 327	20	50
0098 MOUNT VERNON 328	23	47
0099 SEDRO WOOLLEY 401	76	166
0100 SEDRO WOOLLEY 402	145	246
0101 SEDRO WOOLLEY 403	76	170
0102 SEDRO WOOLLEY 404	120	296
0103 SEDRO WOOLLEY 405	135	246
0104 SEDRO WOOLLEY 406	121	228
0105 BURLINGTON 501	64	108
0106 BURLINGTON 502	63	103
0107 BURLINGTON 503	62	123
0108 BURLINGTON 504	53	81
0109 BURLINGTON 505	116	220
0110 BURLINGTON 506	61	95



200211200102
Skagit County Auditor

11/20/2002 Page 42 of 263

3:09PM

REFERENDUM MEASURE 53

VOTES PERCENT

Vote for 1

01 = APPROVED

11,279 36.70

02 = REJECTED

19,452 63.30

(CONTINUED FROM PREVIOUS PAGE)

	01	02
0111 BURLINGTON 507	25	68
0112 CONCRETE 601	53	124
0113 HAMILTON 701	28	36
0114 LA CONNER 801	134	211
0115 LYMAN 855	24	46



200211200102

Skagit County Auditor

REFERENDUM BILL 51

VOTES PERCENT

Vote for 1

01 = APPROVED

11,342 34.39

02 = REJECTED

21,634 65.61

	01	02
0001 ALDER 101	39	190
0002 ALGER 102	52	133
0003 ALLEN 103	44	134
0004 DUNBAR 104	41	79
0005 AVON 105	123	251
0006 SAUK 107	88	252
0007 BAY VIEW 108	113	208
0008 BELFAST 109	45	171
0009 BIG LAKE 110	151	322
0010 BIRDSVIEW 111	64	278
0011 BOW 113	132	325
0012 CASCADE 114	27	75
0013 CEDARDALE 115	63	189
0014 CLEAR LAKE 116	97	272
0015 COUNTRY CLUB 117	68	131
0016 CONWAY 118	55	116
0017 DEWEY 119	288	377
0018 DIGBY 120	13	28
0019 DODGE VALLEY 121	69	82
0020 EDISON 122	61	178
0021 FIR 124	68	112
0022 FRUITDALE 125	123	392
0023 GEAR 126	119	290
0024 GUEMES 127	128	230
0025 HAMBURG 128	69	86
0026 HARMONY 129	98	196
0027 LAKE SIXTEEN 130	74	113
0028 LOOKOUT 132	90	342
0029 MANSFORD 133	15	68
0030 MAPES 134	62	121
0031 MARCH POINT 135	10	16
0032 McMURRAY WEST 136	80	134
0033 McRAE 137	99	265
0034 McMURRAY EAST 138	26	55
0035 MINKLER 139	52	149
0036 MONTBORNE 140	82	193
0037 NOOKACHAMPS 141	72	128
0038 SKYRIDGE 144	162	296
0039 PRAIRIE 145	63	182
0040 POINT WILLIAMS 146	125	198
0041 RIDGEWAY 147	81	193
0042 ROCKPORT 148	95	268
0043 SHELTER BAY 149	205	326
0044 SNEE OOSH 150	130	176
0045 STERLING 151	56	152
0046 SWINOMISH 153	191	252
0047 TINGLEY 154	53	195
0048 VAN FLEET 155	114	413
0049 VEDERE 156	52	117
0050 WHITNEY 157	63	96
0051 ROSARIO 158	188	300
0052 TERRACE 159	231	402
0053 STARBIRD 160	100	221
0054 COUNTY 162	0	0
0055 FIDALGO 164	178	273



200211200102
Skagit County Auditor

REFERENDUM BILL 51

VOTES PERCENT

Vote for 1

01 = APPROVED

11,342 34.39

02 = REJECTED

21,634 65.61

(CONTINUED FROM PREVIOUS PAGE)

	01	02
0056 GAGES 165	93	151
0057 SAMISH 166	52	208
0058 COLLINS 167	13	60
0059 BLANCHARD 168	88	240
0060 VIEW TERRACE 170	2	0
0061 LAKE CAVANAUGH 171	21	67
0062 LITTLE MOUNTAIN 172	63	114
0063 RIVERBEND 173	7	22
0064 PADILLA 174	40	66
0065 FREDONIA 176	22	66
0066 ANACORTES 201	130	161
0067 ANACORTES 204	101	149
0068 ANACORTES 205	5	11
0069 ANACORTES 206	168	230
0070 ANACORTES 207	161	227
0071 ANACORTES 209	233	351
0072 ANACORTES 211	246	279
0073 ANACORTES 217	237	369
0074 ANACORTES 220	232	285
0075 ANACORTES 221	281	431
0076 ANACORTES 222	170	212
0077 ANACORTES 224	280	453
0078 MOUNT VERNON 301	70	111
0079 MOUNT VERNON 302	53	109
0080 MOUNT VERNON 303	136	225
0081 MOUNT VERNON 304	183	300
0082 MOUNT VERNON 305	7	22
0083 MOUNT VERNON 306	139	160
0084 MOUNT VERNON 307	191	241
0085 MOUNT VERNON 308	162	340
0086 MOUNT VERNON 309	108	166
0087 MOUNT VERNON 310	83	147
0088 MOUNT VERNON 311	109	110
0089 MOUNT VERNON 312	100	125
0090 MOUNT VERNON 314	166	283
0091 MOUNT VERNON 315	101	174
0092 MOUNT VERNON 316	231	337
0093 MOUNT VERNON 319	177	260
0094 MOUNT VERNON 321	205	340
0095 MOUNT VERNON 322	159	277
0096 MOUNT VERNON 326	0	0
0097 MOUNT VERNON 327	18	56
0098 MOUNT VERNON 328	25	49
0099 SEDRO WOOLLEY 401	60	197
0100 SEDRO WOOLLEY 402	112	298
0101 SEDRO WOOLLEY 403	81	176
0102 SEDRO WOOLLEY 404	123	326
0103 SEDRO WOOLLEY 405	166	246
0104 SEDRO WOOLLEY 406	90	279
0105 BURLINGTON 501	68	119
0106 BURLINGTON 502	61	118
0107 BURLINGTON 503	48	152
0108 BURLINGTON 504	51	88
0109 BURLINGTON 505	106	251
0110 BURLINGTON 506	48	112



200211200102
Skagit County Auditor

	VOTES	PERCENT
REFERENDUM BILL 51		
Vote for 1		
01 = APPROVED	11,342	34.39
02 = REJECTED	21,634	65.61

	01	02
(CONTINUED FROM PREVIOUS PAGE)		
0111 BURLINGTON 507	32	70
0112 CONCRETE 601	47	142
0113 HAMILTON 701	19	48
0114 LA CONNER 801	158	224
0115 LYMAN 855	17	63



200211200102

Skagit County Auditor

RUN DATE:11/20/02 10:41 AM

HOUSE JOINT RESOLUTION 4220

VOTES PERCENT

Vote for 1

01 = APPROVED

21,904 69.14

02 = REJECTED

9,775 30.86

	01	02
0001 ALDER 101	123	98
0002 ALGER 102	119	64
0003 ALLEN 103	111	59
0004 DUNBAR 104	75	40
0005 AVON 105	235	115
0006 SAUK 107	220	110
0007 BAY VIEW 108	214	95
0008 BELFAST 109	127	85
0009 BIG LAKE 110	354	112
0010 BIRDSVIEW 111	192	139
0011 BOW 113	300	126
0012 CASCADE 114	68	30
0013 CEDARDALE 115	151	81
0014 CLEAR LAKE 116	230	128
0015 COUNTRY CLUB 117	140	50
0016 CONWAY 118	122	42
0017 DEWEY 119	464	178
0018 DIGBY 120	26	15
0019 DODGE VALLEY 121	109	37
0020 EDISON 122	140	88
0021 FIR 124	114	54
0022 FRUITDALE 125	304	196
0023 GEAR 126	255	139
0024 GUEMES 127	263	89
0025 HAMBURG 128	118	36
0026 HARMONY 129	185	88
0027 LAKE SIXTEEN 130	135	48
0028 LOOKOUT 132	260	163
0029 MANSFORD 133	46	31
0030 MAPES 134	117	58
0031 MARCH POINT 135	16	9
0032 McMURRAY WEST 136	135	71
0033 McRAE 137	233	117
0034 McMURRAY EAST 138	61	19
0035 MINKLER 139	126	66
0036 MONTBORNE 140	183	70
0037 NOOKACHAMPS 141	131	61
0038 SKYRIDGE 144	321	113
0039 PRAIRIE 145	139	95
0040 POINT WILLIAMS 146	220	97
0041 RIDGEWAY 147	181	85
0042 ROCKPORT 148	227	127
0043 SHELTER BAY 149	386	129
0044 SNEE OOSH 150	216	79
0045 STERLING 151	135	66
0046 SWINOMISH 153	336	94
0047 TINGLEY 154	170	70
0048 VAN FLEET 155	309	191
0049 VEDERE 156	97	70
0050 WHITNEY 157	93	57
0051 ROSARIO 158	355	122
0052 TERRACE 159	438	172
0053 STARBIRD 160	207	99
0054 COUNTY 162	0	0
0055 FIDALGO 164	323	105



200211200102

Skagit County Auditor

11/20/2002 Page 47 of 263

3:09PM

RUN DATE:11/20/02 10:41 AM

VOTES PERCENT

HOUSE JOINT RESOLUTION 4220

Vote for 1

01 = APPROVED

21,904 69.14

02 = REJECTED

9,775 30.86

(CONTINUED FROM PREVIOUS PAGE)

	01	02
0056 GAGES 165	170	65
0057 SAMISH 166	156	95
0058 COLLINS 167	47	27
0059 BLANCHARD 168	228	94
0060 VIEW TERRACE 170	2	0
0061 LAKE CAVANAUGH 171	61	27
0062 LITTLE MOUNTAIN 172	123	54
0063 RIVERBEND 173	17	10
0064 PADILLA 174	80	22
0065 FREDONIA 176	49	35
0066 ANACORTES 201	205	72
0067 ANACORTES 204	180	63
0068 ANACORTES 205	9	7
0069 ANACORTES 206	250	125
0070 ANACORTES 207	260	109
0071 ANACORTES 209	416	141
0072 ANACORTES 211	372	128
0073 ANACORTES 217	418	163
0074 ANACORTES 220	379	122
0075 ANACORTES 221	507	173
0076 ANACORTES 222	285	87
0077 ANACORTES 224	507	201
0078 MOUNT VERNON 301	108	60
0079 MOUNT VERNON 302	98	58
0080 MOUNT VERNON 303	241	105
0081 MOUNT VERNON 304	327	130
0082 MOUNT VERNON 305	16	10
0083 MOUNT VERNON 306	214	70
0084 MOUNT VERNON 307	310	105
0085 MOUNT VERNON 308	316	167
0086 MOUNT VERNON 309	187	71
0087 MOUNT VERNON 310	138	79
0088 MOUNT VERNON 311	161	48
0089 MOUNT VERNON 312	150	63
0090 MOUNT VERNON 314	302	136
0091 MOUNT VERNON 315	176	91
0092 MOUNT VERNON 316	408	138
0093 MOUNT VERNON 319	304	120
0094 MOUNT VERNON 321	338	184
0095 MOUNT VERNON 322	296	124
0096 MOUNT VERNON 326	0	0
0097 MOUNT VERNON 327	52	18
0098 MOUNT VERNON 328	56	17
0099 SEDRO WOOLLEY 401	155	85
0100 SEDRO WOOLLEY 402	253	142
0101 SEDRO WOOLLEY 403	165	80
0102 SEDRO WOOLLEY 404	268	164
0103 SEDRO WOOLLEY 405	261	137
0104 SEDRO WOOLLEY 406	221	130
0105 BURLINGTON 501	119	57
0106 BURLINGTON 502	121	52
0107 BURLINGTON 503	126	68
0108 BURLINGTON 504	87	47
0109 BURLINGTON 505	244	96
0110 BURLINGTON 506	102	50



200211200102

Skagit County Auditor

RUN DATE:11/20/02 10:41 AM

VOTES PERCENT

HOUSE JOINT RESOLUTION 4220

Vote for 1

01 = APPROVED

21,904 69.14

02 = REJECTED

9,775 30.86

(CONTINUED FROM PREVIOUS PAGE)

	01	02
0111 BURLINGTON 507	57	40
0112 CONCRETE 601	112	71
0113 HAMILTON 701	39	22
0114 LA CONNER 801	262	107
0115 LYMAN 855	38	35



200211200102

Skagit County Auditor

EMERGENCY COMMUNICATION SYSTEMS TAX

VOTES PERCENT

Vote for 1

01 = APPROVED?	15,336	48.63
02 = REJECTED?	16,197	51.37

	01	02
0001 ALDER 101	83	142
0002 ALGER 102	80	98
0003 ALLEN 103	74	96
0004 DUNBAR 104	53	62
0005 AVON 105	176	176
0006 SAUK 107	180	146
0007 BAY VIEW 108	132	179
0008 BELFAST 109	84	121
0009 BIG LAKE 110	225	232
0010 BIRDSVIEW 111	136	195
0011 BOW 113	165	268
0012 CASCADE 114	44	51
0013 CEDARDALE 115	107	129
0014 CLEAR LAKE 116	157	214
0015 COUNTRY CLUB 117	82	109
0016 CONWAY 118	68	93
0017 DEWEY 119	333	303
0018 DIGBY 120	10	31
0019 DODGE VALLEY 121	79	68
0020 EDISON 122	96	133
0021 FIR 124	78	90
0022 FRUITDALE 125	220	283
0023 GEAR 126	144	243
0024 GUEMES 127	196	147
0025 HAMBURG 128	66	82
0026 HARMONY 129	134	143
0027 LAKE SIXTEEN 130	95	81
0028 LOOKOUT 132	175	249
0029 MANSFORD 133	35	41
0030 MAPES 134	75	97
0031 MARCH POINT 135	11	14
0032 McMURRAY WEST 136	123	85
0033 McRAE 137	149	204
0034 McMURRAY EAST 138	34	44
0035 MINKLER 139	66	125
0036 MONTBORNE 140	117	151
0037 NOOKACHAMPS 141	90	102
0038 SKYRIDGE 144	192	243
0039 PRAIRIE 145	99	127
0040 POINT WILLIAMS 146	145	165
0041 RIDGEWAY 147	109	151
0042 ROCKPORT 148	157	189
0043 SHELTER BAY 149	268	233
0044 SNEE OOSH 150	160	134
0045 STERLING 151	94	100
0046 SWINOMISH 153	278	137
0047 TINGLEY 154	116	125
0048 VAN FLEET 155	182	323
0049 VEDERE 156	64	105
0050 WHITNEY 157	59	86
0051 ROSARIO 158	220	243
0052 TERRACE 159	326	278
0053 STARBIRD 160	150	162
0054 COUNTY 162	0	0
0055 FIDALGO 164	199	232



200211200102

Skagit County Auditor

EMERGENCY COMMUNICATION SYSTEMS TAX

VOTES PERCENT

Vote for 1

01 = APPROVED?	15,336	48.63
02 = REJECTED?	16,197	51.37

(CONTINUED FROM PREVIOUS PAGE)

	01	02
0056 GAGES 165	113	117
0057 SAMISH 166	113	140
0058 COLLINS 167	33	40
0059 BLANCHARD 168	148	169
0060 VIEW TERRACE 170	2	0
0061 LAKE CAVANAUGH 171	42	44
0062 LITTLE MOUNTAIN 172	64	105
0063 RIVERBEND 173	12	16
0064 PADILLA 174	54	51
0065 FREDONIA 176	32	52
0066 ANACORTES 201	149	127
0067 ANACORTES 204	126	107
0068 ANACORTES 205	8	6
0069 ANACORTES 206	189	188
0070 ANACORTES 207	196	175
0071 ANACORTES 209	292	256
0072 ANACORTES 211	294	208
0073 ANACORTES 217	298	268
0074 ANACORTES 220	263	231
0075 ANACORTES 221	370	312
0076 ANACORTES 222	195	171
0077 ANACORTES 224	372	319
0078 MOUNT VERNON 301	88	88
0079 MOUNT VERNON 302	77	82
0080 MOUNT VERNON 303	165	174
0081 MOUNT VERNON 304	230	230
0082 MOUNT VERNON 305	17	12
0083 MOUNT VERNON 306	167	118
0084 MOUNT VERNON 307	224	183
0085 MOUNT VERNON 308	247	238
0086 MOUNT VERNON 309	131	130
0087 MOUNT VERNON 310	107	107
0088 MOUNT VERNON 311	128	84
0089 MOUNT VERNON 312	121	94
0090 MOUNT VERNON 314	226	207
0091 MOUNT VERNON 315	118	147
0092 MOUNT VERNON 316	247	306
0093 MOUNT VERNON 319	187	238
0094 MOUNT VERNON 321	273	252
0095 MOUNT VERNON 322	170	248
0096 MOUNT VERNON 326	0	0
0097 MOUNT VERNON 327	30	37
0098 MOUNT VERNON 328	42	30
0099 SEDRO WOOLLEY 401	102	147
0100 SEDRO WOOLLEY 402	180	220
0101 SEDRO WOOLLEY 403	132	117
0102 SEDRO WOOLLEY 404	233	200
0103 SEDRO WOOLLEY 405	208	186
0104 SEDRO WOOLLEY 406	146	196
0105 BURLINGTON 501	90	86
0106 BURLINGTON 502	80	90
0107 BURLINGTON 503	90	107
0108 BURLINGTON 504	81	54
0109 BURLINGTON 505	167	165
0110 BURLINGTON 506	75	77



200211200102
Skagit County Auditor

RUN DATE:11/20/02 10:41 AM

VOTES PERCENT

EMERGENCY COMMUNICATION SYSTEMS TAX

Vote for 1

01 = APPROVED?	15,336	48.63
02 = REJECTED?	16,197	51.37

(CONTINUED FROM PREVIOUS PAGE)	01	02
--------------------------------	----	----

0111 BURLINGTON 507	45	52
0112 CONCRETE 601	86	95
0113 HAMILTON 701	30	32
0114 LA CONNER 801	206	163
0115 LYMAN 855	35	43



200211200102
 Skagit County Auditor
 11/20/2002 Page 52 of 263 3:09PM

		VOTES	PERCENT			VOTES	PERCENT
UNITED STATES REPRESENTATIVE DIST 2							
Vote for 1							
01 = Rick Larsen (DEM)		16,233	49.49				
02 = Norma Smith (REP)		15,519	47.32	04 = Bernard Patrick (Bern) Haggerty (GRN)		467	1.42
03 = Bruce Guthrie (LIB)		562	1.71	05 = WRITE-IN		17	.05

	01	02	03	04	05
0001 ALDER 101	108	104	8	6	0
0002 ALGER 102	88	90	4	5	0
0003 ALLEN 103	59	113	3	1	0
0004 DUNBAR 104	66	52	0	0	0
0005 AVON 105	191	169	4	5	0
0006 SAUK 107	197	118	12	7	0
0007 BAY VIEW 108	159	154	6	2	0
0008 BELFAST 109	101	106	5	0	0
0009 BIG LAKE 110	212	244	8	3	0
0010 BIRDSVIEW 111	150	173	6	2	2
0011 BOW 113	235	204	9	6	0
0012 CASCADE 114	65	34	2	3	0
0013 CEDARDALE 115	115	118	3	7	0
0014 CLEAR LAKE 116	162	193	11	7	0
0015 COUNTRY CLUB 117	61	135	2	1	0
0016 CONWAY 118	91	82	2	0	0
0017 DEWEY 119	326	315	13	6	0
0018 DIGBY 120	18	22	0	0	0
0019 DODGE VALLEY 121	102	46	2	4	0
0020 EDISON 122	110	117	6	3	0
0021 FIR 124	103	73	1	1	0
0022 FRUITDALE 125	288	212	8	7	0
0023 GEAR 126	159	231	10	3	0
0024 GUEMES 127	206	116	11	26	0
0025 HAMBURG 128	82	71	0	3	1
0026 HARMONY 129	138	145	2	5	0
0027 LAKE SIXTEEN 130	92	91	0	3	0
0028 LOOKOUT 132	193	214	10	5	1
0029 MANSFORD 133	47	34	1	0	0
0030 MAPES 134	98	81	5	1	1
0031 MARCH POINT 135	17	9	0	0	0
0032 McMURRAY WEST 136	121	86	6	4	0
0033 McRAE 137	157	193	10	8	0
0034 McMURRAY EAST 138	40	40	1	0	0
0035 MINKLER 139	101	93	1	4	0
0036 MONTBORNE 140	119	138	6	6	0
0037 NOOKACHAMPS 141	112	84	4	2	0
0038 SKYRIDGE 144	203	237	6	10	0
0039 PRAIRIE 145	99	130	6	5	0
0040 POINT WILLIAMS 146	143	175	3	4	0
0041 RIDGEWAY 147	129	135	3	4	0
0042 ROCKPORT 148	185	139	17	13	4
0043 SHELTER BAY 149	212	296	7	9	0
0044 SNEE OOSH 150	156	135	7	9	0
0045 STERLING 151	87	118	4	0	0
0046 SWINOMISH 153	248	187	4	1	0
0047 TINGLEY 154	98	137	3	3	0
0048 VAN FLEET 155	267	244	7	5	0
0049 VEDERE 156	68	101	1	0	0
0050 WHITNEY 157	75	83	1	3	0
0051 ROSARIO 158	240	222	13	5	0
0052 TERRACE 159	262	350	4	7	0
0053 STARBIRD 160	132	187	6	1	0
0054 COUNTY 162	0	0	0	0	0


 200211200102
 Skagit County Auditor
 11/20/2002 Page 53 of 263 3:09PM

	VOTES	PERCENT		VOTES	PERCENT
UNITED STATES REPRESENTATIVE DIST 2					
Vote for 1					
01 = Rick Larsen (DEM)	16,233	49.49			
02 = Norma Smith (REP)	15,519	47.32	04 = Bernard Patrick (Bern) Haggerty (GRN)	467	1.42
03 = Bruce Guthrie (LIB)	562	1.71	05 = WRITE-IN	17	.05

(CONTINUED FROM PREVIOUS PAGE)

	01	02	03	04	05
0055 FIDALGO 164	207	221	9	9	0
0056 GAGES 165	136	98	4	3	0
0057 SAMISH 166	110	136	7	3	0
0058 COLLINS 167	37	27	5	4	0
0059 BLANCHARD 168	180	134	8	6	0
0060 VIEW TERRACE 170	2	0	0	0	0
0061 LAKE CAVANAUGH 171	36	43	5	1	0
0062 LITTLE MOUNTAIN 172	74	99	0	3	0
0063 RIVERBEND 173	8	18	2	1	0
0064 PADILLA 174	62	44	0	1	0
0065 FREDONIA 176	34	49	4	1	0
0066 ANACORTES 201	159	117	7	8	0
0067 ANACORTES 204	144	93	7	6	0
0068 ANACORTES 205	6	9	0	0	0
0069 ANACORTES 206	189	204	5	0	0
0070 ANACORTES 207	215	167	5	2	0
0071 ANACORTES 209	239	327	2	9	1
0072 ANACORTES 211	286	225	4	6	0
0073 ANACORTES 217	338	233	16	13	0
0074 ANACORTES 220	233	274	5	7	1
0075 ANACORTES 221	330	357	6	13	1
0076 ANACORTES 222	168	200	7	0	0
0077 ANACORTES 224	303	414	3	8	0
0078 MOUNT VERNON 301	86	82	9	4	0
0079 MOUNT VERNON 302	78	73	6	5	0
0080 MOUNT VERNON 303	197	150	7	5	1
0081 MOUNT VERNON 304	231	234	8	7	0
0082 MOUNT VERNON 305	10	19	0	0	0
0083 MOUNT VERNON 306	180	105	6	7	0
0084 MOUNT VERNON 307	269	145	5	9	0
0085 MOUNT VERNON 308	258	218	10	10	0
0086 MOUNT VERNON 309	148	119	4	5	0
0087 MOUNT VERNON 310	111	115	3	3	0
0088 MOUNT VERNON 311	117	100	3	0	0
0089 MOUNT VERNON 312	114	107	2	2	0
0090 MOUNT VERNON 314	226	207	8	5	0
0091 MOUNT VERNON 315	144	123	1	7	0
0092 MOUNT VERNON 316	278	275	7	4	0
0093 MOUNT VERNON 319	216	205	9	6	1
0094 MOUNT VERNON 321	283	251	5	3	0
0095 MOUNT VERNON 322	187	235	3	3	0
0096 MOUNT VERNON 326	0	0	0	0	0
0097 MOUNT VERNON 327	27	48	2	0	0
0098 MOUNT VERNON 328	37	35	0	1	0
0099 SEDRO WOOLLEY 401	139	116	2	3	0
0100 SEDRO WOOLLEY 402	200	199	5	2	1
0101 SEDRO WOOLLEY 403	137	108	8	3	0
0102 SEDRO WOOLLEY 404	257	179	8	3	0
0103 SEDRO WOOLLEY 405	249	157	3	2	1
0104 SEDRO WOOLLEY 406	178	171	10	6	0
0105 BURLINGTON 501	105	74	7	0	0
0106 BURLINGTON 502	94	81	5	1	0
0107 BURLINGTON 503	110	82	1	3	1
0108 BURLINGTON 504	74	60	3	6	0



200211200102
Skagit County Auditor

UNITED STATES REPRESENTATIVE DIST 2

VOTES PERCENT

VOTES PERCENT

Vote for 1

01 = Rick Larsen (DEM)	16,233	49.49
02 = Norma Smith (REP)	15,519	47.32
03 = Bruce Guthrie (LIB)	562	1.71

04 = Bernard Patrick (Bern) Haggerty (GRN)	467	1.42
05 = WRITE-IN	17	.05

(CONTINUED FROM PREVIOUS PAGE)

	01	02	03	04	05
0109 BURLINGTON 505	165	180	9	2	0
0110 BURLINGTON 506	84	70	1	2	0
0111 BURLINGTON 507	50	48	2	1	0
0112 CONCRETE 601	87	93	5	5	0
0113 HAMILTON 701	43	21	1	2	0
0114 LA CONNER 801	237	133	7	9	0
0115 LYMAN 855	38	36	2	2	0



200211200102
Skagit County Auditor

RUN DATE:11/20/02 10:41 AM

VOTES PERCENT

STATE REPRESENTATIVE DIST 10 POS 1

Vote for 1

01 = Barry Sehlin (REP)
02 = WRITE-IN

5,384 97.80
121 2.20

	01	02
0005 AVON 105	255	6
0013 CEDARDALE 115	176	6
0015 COUNTRY CLUB 117	163	0
0016 CONWAY 118	115	6
0017 DEWEY 119	471	9
0019 DODGE VALLEY 121	105	5
0021 FIR 124	127	1
0023 GEAR 126	324	1
0026 HARMONY 129	214	11
0027 LAKE SIXTEEN 130	138	5
0032 McMURRAY WEST 136	140	6
0034 McMURRAY EAST 138	62	1
0041 RIDGEWAY 147	206	1
0043 SHELTER BAY 149	403	8
0044 SNEE OOSH 150	206	7
0046 SWINOMISH 153	310	3
0049 VEDERE 156	140	4
0050 WHITNEY 157	121	1
0051 ROSARIO 158	347	7
0052 TERRACE 159	500	3
0053 STARBIRD 160	254	2
0062 LITTLE MOUNTAIN 172	142	1
0065 FREDONIA 176	62	3
0068 ANACORTES 205	14	0
0082 MOUNT VERNON 305	24	0
0096 MOUNT VERNON 326	0	0
0097 MOUNT VERNON 327	58	1
0111 BURLINGTON 507	85	2
0114 LA CONNER 801	222	21



200211200102
Skagit County Auditor

STATE REPRESENTATIVE DIST 10 POS 2

VOTES PERCENT

VOTES PERCENT

Vote for 1

01 = Eron M. Berg (DEM)

3,392 46.71

03 = Brett Wilhelm (LIB)

172 2.37

02 = Barbara Bailey (REP)

3,694 50.87

04 = WRITE-IN

4 .06

01 02 03 04

0005 AVON 105	196	158	8	0
0013 CEDARDALE 115	114	127	8	0
0015 COUNTRY CLUB 117	54	135	2	0
0016 CONWAY 118	85	81	3	1
0017 DEWEY 119	326	305	20	0
0019 DODGE VALLEY 121	94	58	4	0
0021 FIR 124	102	74	3	0
0023 GEAR 126	134	252	9	0
0026 HARMONY 129	141	143	5	0
0027 LAKE SIXTEEN 130	84	97	3	0
0032 McMURRAY WEST 136	119	86	4	1
0034 McMURRAY EAST 138	40	38	3	0
0041 RIDGEWAY 147	133	131	6	0
0043 SHELTER BAY 149	208	310	10	0
0044 SNEE OOSH 150	151	144	12	0
0046 SWINOMISH 153	239	195	11	0
0049 VEDERE 156	55	109	3	0
0050 WHITNEY 157	70	84	4	0
0051 ROSARIO 158	233	227	10	0
0052 TERRACE 159	249	353	9	1
0053 STARBIRD 160	142	169	12	0
0062 LITTLE MOUNTAIN 172	80	92	3	0
0065 FREDONIA 176	36	44	3	0
0068 ANACORTES 205	6	9	0	0
0082 MOUNT VERNON 305	10	19	0	0
0096 MOUNT VERNON 326	0	0	0	0
0097 MOUNT VERNON 327	27	47	0	0
0111 BURLINGTON 507	45	54	2	0
0114 LA CONNER 801	219	153	15	1



200211200102

Skagit County Auditor

	VOTES PERCENT			VOTES PERCENT	
STATE REPRESENTATIVE DIST 39 POS 1					
Vote for 1					
01 = Bob Quarterman (DEM)	3,321	47.35			
02 = Dan Kristiansen (REP)	3,682	52.50			
			03 = WRITE-IN	11	.16
	01	02	03		
0001 ALDER 101	110	106	0		
0006 SAUK 107	190	137	0		
0009 BIG LAKE 110	179	263	2		
0010 BIRDSVIEW 111	134	190	1		
0012 CASCADE 114	64	39	0		
0014 CLEAR LAKE 116	155	202	1		
0022 FRUITDALE 125	272	231	0		
0025 HAMBURG 128	64	85	1		
0029 MANSFORD 133	38	38	0		
0035 MINKLER 139	85	110	0		
0036 MONTBORNE 140	104	151	0		
0037 NOOKACHAMPS 141	94	104	0		
0039 PRAIRIE 145	79	147	2		
0042 ROCKPORT 148	185	160	1		
0047 TINGLEY 154	94	136	1		
0048 VAN FLEET 155	222	275	0		
0058 COLLINS 167	44	29	0		
0061 LAKE CAVANAUGH 171	25	52	1		
0099 SEDRO WOOLLEY 401	119	128	0		
0100 SEDRO WOOLLEY 402	177	218	0		
0101 SEDRO WOOLLEY 403	126	121	1		
0102 SEDRO WOOLLEY 404	230	202	0		
0103 SEDRO WOOLLEY 405	216	186	0		
0104 SEDRO WOOLLEY 406	156	204	0		
0112 CONCRETE 601	82	103	0		
0113 HAMILTON 701	39	28	0		
0115 LYMAN 855	38	37	0		



200211200102
Skagit County Auditor

	VOTES	PERCENT		VOTES	PERCENT
STATE REPRESENTATIVE DIST 39 POS 2					
Vote for 1					
01 = John A. Painter (DEM)	3,119	44.98			
02 = Kirk Pearson (REP)	3,797	54.76	03 = WRITE-IN	18	.26

	01	02	03
0001 ALDER 101	104	113	0
0006 SAUK 107	185	140	1
0009 BIG LAKE 110	165	274	3
0010 BIRDSVIEW 111	118	196	1
0012 CASCADE 114	56	43	0
0014 CLEAR LAKE 116	145	202	1
0022 FRUITDALE 125	253	246	2
0025 HAMBURG 128	60	87	1
0029 MANSFORD 133	34	41	0
0035 MINKLER 139	84	109	0
0036 MONTBORNE 140	93	158	1
0037 NOOKACHAMPS 141	96	99	0
0039 PRAIRIE 145	83	142	3
0042 ROCKPORT 148	187	152	2
0047 TINGLEY 154	85	144	0
0048 VAN FLEET 155	222	263	2
0058 COLLINS 167	42	30	0
0061 LAKE CAVANAUGH 171	18	60	0
0099 SEDRO WOOLLEY 401	100	143	0
0100 SEDRO WOOLLEY 402	160	232	0
0101 SEDRO WOOLLEY 403	117	129	0
0102 SEDRO WOOLLEY 404	204	225	0
0103 SEDRO WOOLLEY 405	203	197	0
0104 SEDRO WOOLLEY 406	149	205	1
0112 CONCRETE 601	78	105	0
0113 HAMILTON 701	42	25	0
0115 LYMAN 855	36	37	0



200211200102
Skagit County Auditor

STATE REPRESENTATIVE DIST 40 POS 1

VOTES PERCENT

VOTES PERCENT

Vote for 1

01 = Dave Quail (DEM)

10,654 59.20

03 = Brian J.M. Rosenau (LIB)

592 3.29

02 = Roger E. Pederson (REP)

6,737 37.43

04 = WRITE-IN

14 .08

	01	02	03	04
0002 ALGER 102	103	74	5	0
0003 ALLEN 103	100	68	6	0
0004 DUNBAR 104	85	32	0	0
0007 BAY VIEW 108	178	120	22	0
0008 BELFAST 109	113	88	7	1
0011 BOW 113	299	131	13	0
0018 DIGBY 120	23	16	0	0
0020 EDISON 122	128	96	8	0
0024 GUEMES 127	237	97	22	0
0028 LOOKOUT 132	238	171	15	2
0030 MAPES 134	115	56	10	0
0031 MARCH POINT 135	20	6	0	0
0033 McRAE 137	199	139	20	0
0038 SKYRIDGE 144	279	151	17	0
0040 POINT WILLIAMS 146	196	115	9	0
0045 STERLING 151	131	72	6	0
0054 COUNTY 162	0	0	0	0
0055 FIDALGO 164	244	189	13	1
0056 GAGES 165	157	73	8	0
0057 SAMISH 166	121	115	12	0
0059 BLANCHARD 168	208	107	10	0
0060 VIEW TERRACE 170	2	0	0	0
0063 RIVERBEND 173	10	12	3	0
0064 PADILLA 174	61	43	2	0
0066 ANACORTES 201	178	97	13	0
0067 ANACORTES 204	147	86	14	1
0069 ANACORTES 206	224	151	10	0
0070 ANACORTES 207	232	139	15	0
0071 ANACORTES 209	288	269	16	1
0072 ANACORTES 211	305	195	15	0
0073 ANACORTES 217	371	196	19	1
0074 ANACORTES 220	268	234	14	0
0075 ANACORTES 221	347	329	17	1
0076 ANACORTES 222	199	166	12	0
0077 ANACORTES 224	321	387	15	0
0078 MOUNT VERNON 301	97	73	9	0
0079 MOUNT VERNON 302	91	63	8	0
0080 MOUNT VERNON 303	235	109	10	2
0081 MOUNT VERNON 304	288	170	16	0
0083 MOUNT VERNON 306	205	72	14	1
0084 MOUNT VERNON 307	312	103	11	0
0085 MOUNT VERNON 308	327	160	11	1
0086 MOUNT VERNON 309	185	77	8	0
0087 MOUNT VERNON 310	138	88	4	1
0088 MOUNT VERNON 311	146	68	3	0
0089 MOUNT VERNON 312	137	86	2	0
0090 MOUNT VERNON 314	279	145	18	0
0091 MOUNT VERNON 315	166	95	13	0
0092 MOUNT VERNON 316	331	211	10	0
0093 MOUNT VERNON 319	265	152	19	1
0094 MOUNT VERNON 321	323	199	16	0
0095 MOUNT VERNON 322	237	178	9	0
0098 MOUNT VERNON 328	49	23	2	0
0105 BURLINGTON 501	116	58	8	0
0106 BURLINGTON 502	108	66	3	0



200211200102
Skagit County Auditor

	VOTES	PERCENT		VOTES	PERCENT
STATE REPRESENTATIVE DIST 40 POS 1					
Vote for 1					
01 = Dave Quall (DEM)	10,654	59.20	03 = Brian J.M. Rosenau (LIB)	592	3.29
02 = Roger E. Pederson (REP)	6,737	37.43	04 = WRITE-IN	14	.08

(CONTINUED FROM PREVIOUS PAGE)


	01	02	03	04
0107 BURLINGTON 503	124	66	7	0
0108 BURLINGTON 504	83	49	7	0
0109 BURLINGTON 505	185	154	11	0
0110 BURLINGTON 506	100	52	5	0



200211200102
Skagit County Auditor

	VOTES	PERCENT		VOTES	PERCENT
STATE REPRESENTATIVE DIST 40 POS 2					
Vote for 1					
01 = Jeff Morris (DEM)	10,049	56.24			
02 = Dan (Danny B.) Bartolovic (REP)	7,794	43.62	03 = WRITE-IN	26	.15

	01	02	03
0002 ALGER 102	102	80	0
0003 ALLEN 103	67	105	0
0004 DUNBAR 104	68	47	0
0007 BAY VIEW 108	169	141	1
0008 BELFAST 109	115	94	0
0011 BOW 113	248	186	0
0018 DIGBY 120	22	17	0
0020 EDISON 122	120	112	0
0024 GUEMES 127	258	88	1
0028 LOOKOUT 132	229	190	2
0030 MAPES 134	100	83	1
0031 MARCH POINT 135	17	9	0
0033 McRAE 137	185	172	0
0038 SKYRIDGE 144	242	201	0
0040 POINT WILLIAMS 146	176	142	0
0045 STERLING 151	111	93	0
0054 COUNTY 162	0	0	0
0055 FIDALGO 164	242	208	0
0056 GAGES 165	145	92	0
0057 SAMISH 166	113	133	0
0059 BLANCHARD 168	201	119	0
0060 VIEW TERRACE 170	2	0	0
0063 RIVERBEND 173	11	14	0
0064 PADILLA 174	61	44	0
0066 ANACORTES 201	169	118	0
0067 ANACORTES 204	165	81	0
0069 ANACORTES 206	214	182	0
0070 ANACORTES 207	238	149	0
0071 ANACORTES 209	284	293	1
0072 ANACORTES 211	293	221	0
0073 ANACORTES 217	396	194	1
0074 ANACORTES 220	264	251	0
0075 ANACORTES 221	376	316	1
0076 ANACORTES 222	189	184	0
0077 ANACORTES 224	344	374	0
0078 MOUNT VERNON 301	91	85	0
0079 MOUNT VERNON 302	83	74	2
0080 MOUNT VERNON 303	218	135	3
0081 MOUNT VERNON 304	262	210	0
0083 MOUNT VERNON 306	196	96	3
0084 MOUNT VERNON 307	290	136	1
0085 MOUNT VERNON 308	289	201	1
0086 MOUNT VERNON 309	162	107	0
0087 MOUNT VERNON 310	120	103	2
0088 MOUNT VERNON 311	126	89	0
0089 MOUNT VERNON 312	118	99	1
0090 MOUNT VERNON 314	272	171	0
0091 MOUNT VERNON 315	169	98	0
0092 MOUNT VERNON 316	296	248	1
0093 MOUNT VERNON 319	233	191	3
0094 MOUNT VERNON 321	288	248	0
0095 MOUNT VERNON 322	203	216	0
0098 MOUNT VERNON 328	44	28	0
0105 BURLINGTON 501	109	70	0
0106 BURLINGTON 502	108	65	0


 200211200102
 Skagit County Auditor
 11/20/2002 Page 62 of 263 3:09PM

		VOTES	PERCENT			VOTES	PERCENT
STATE REPRESENTATIVE DIST 40 POS 2							
Vote for 1							
01 = Jeff Morris (DEM)		10,049	56.24				
02 = Dan (Danny B.) Bartolovic (REP)		7,794	43.62	03 = WRITE-IN		26	.15

(CONTINUED FROM PREVIOUS PAGE)

	01	02	03
0107 BURLINGTON 503	112	81	1
0108 BURLINGTON 504	71	66	0
0109 BURLINGTON 505	165	177	0
0110 BURLINGTON 506	88	67	0



200211200102
Skagit County Auditor

COUNTY ASSESSOR	VOTES	PERCENT	VOTES	PERCENT
Vote for 1				
01 = Brett Tacker (DEM)	11,228	35.90		
02 = Mark Leander (REP)	20,019	64.00		
			03 = WRITE-IN	33 .11

	01	02	03
0001 ALDER 101	93	128	0
0002 ALGER 102	69	110	0
0003 ALLEN 103	40	132	0
0004 DUNBAR 104	38	75	0
0005 AVON 105	112	250	1
0006 SAUK 107	163	154	0
0007 BAY VIEW 108	87	222	0
0008 BELFAST 109	68	140	0
0009 BIG LAKE 110	133	313	1
0010 BIRDSVIEW 111	118	199	2
0011 BOW 113	169	274	0
0012 CASCADE 114	50	47	0
0013 CEDARDALE 115	84	155	0
0014 CLEAR LAKE 116	136	216	2
0015 COUNTRY CLUB 117	27	162	0
0016 CONWAY 118	61	103	0
0017 DEWEY 119	218	390	0
0018 DIGBY 120	13	25	0
0019 DODGE VALLEY 121	63	86	0
0020 EDISON 122	62	164	0
0021 FIR 124	48	129	0
0022 FRUITDALE 125	228	279	0
0023 GEAR 126	90	318	0
0024 GUEMES 127	179	152	0
0025 HAMBURG 128	47	105	1
0026 HARMONY 129	79	204	0
0027 LAKE SIXTEEN 130	43	132	1
0028 LOOKOUT 132	142	273	0
0029 MANSFORD 133	37	36	0
0030 MAPES 134	61	115	1
0031 MARCH POINT 135	11	15	0
0032 McMURRAY WEST 136	99	107	1
0033 McRAE 137	112	236	0
0034 McMURRAY EAST 138	30	48	0
0035 MINKLER 139	81	111	0
0036 MONTBORNE 140	81	170	0
0037 NOOKACHAMPS 141	81	120	0
0038 SKYRIDGE 144	97	333	0
0039 PRAIRIE 145	78	151	0
0040 POINT WILLIAMS 146	99	211	0
0041 RIDGEWAY 147	83	177	0
0042 ROCKPORT 148	178	160	0
0043 SHELTER BAY 149	131	348	1
0044 SNEE OOSH 150	110	170	0
0045 STERLING 151	62	144	0
0046 SWINOMISH 153	174	232	2
0047 TINGLEY 154	111	125	1
0048 VAN FLEET 155	214	291	0
0049 VEDERE 156	45	120	0
0050 WHITNEY 157	37	115	0
0051 ROSARIO 158	156	282	0
0052 TERRACE 159	133	476	0
0053 STARBIRD 160	86	218	1
0054 COUNTY 162	0	0	0
0055 FIDALGO 164	157	272	0



200211200102
 Skagit County Auditor
 11/20/2002 Page 64 of 263 3:09PM

COUNTY ASSESSOR	VOTES	PERCENT	VOTES	PERCENT
Vote for 1				
01 = Brett Tacker (DEM)	11,228	35.90		
02 = Mark Leander (REP)	20,019	64.00		
			03 = WRITE-IN	33 .11


(CONTINUED FROM PREVIOUS PAGE)

	01	02	03
0056 GAGES 165	88	149	0
0057 SAMISH 166	82	154	0
0058 COLLINS 167	35	36	0
0059 BLANCHARD 168	146	162	0
0060 VIEW TERRACE 170	0	2	0
0061 LAKE CAVANAUGH 171	20	58	1
0062 LITTLE MOUNTAIN 172	42	129	0
0063 RIVERBEND 173	6	21	0
0064 PADILLA 174	34	70	0
0065 FREDONIA 176	32	55	0
0066 ANACORTES 201	119	152	0
0067 ANACORTES 204	132	107	0
0068 ANACORTES 205	6	9	0
0069 ANACORTES 206	145	233	0
0070 ANACORTES 207	169	199	0
0071 ANACORTES 209	149	394	1
0072 ANACORTES 211	196	287	0
0073 ANACORTES 217	280	281	1
0074 ANACORTES 220	155	328	1
0075 ANACORTES 221	251	400	0
0076 ANACORTES 222	107	231	0
0077 ANACORTES 224	214	446	0
0078 MOUNT VERNON 301	60	111	0
0079 MOUNT VERNON 302	65	93	1
0080 MOUNT VERNON 303	131	209	3
0081 MOUNT VERNON 304	154	307	1
0082 MOUNT VERNON 305	10	18	0
0083 MOUNT VERNON 306	124	159	1
0084 MOUNT VERNON 307	154	261	0
0085 MOUNT VERNON 308	168	303	2
0086 MOUNT VERNON 309	85	184	0
0087 MOUNT VERNON 310	96	126	0
0088 MOUNT VERNON 311	61	140	0
0089 MOUNT VERNON 312	56	160	0
0090 MOUNT VERNON 314	154	277	0
0091 MOUNT VERNON 315	97	169	0
0092 MOUNT VERNON 316	134	410	0
0093 MOUNT VERNON 319	120	293	1
0094 MOUNT VERNON 321	181	343	0
0095 MOUNT VERNON 322	108	297	2
0096 MOUNT VERNON 326	0	0	0
0097 MOUNT VERNON 327	12	62	0
0098 MOUNT VERNON 328	31	40	0
0099 SEDRO WOOLLEY 401	99	155	0
0100 SEDRO WOOLLEY 402	147	249	0
0101 SEDRO WOOLLEY 403	102	140	1
0102 SEDRO WOOLLEY 404	189	244	0
0103 SEDRO WOOLLEY 405	170	226	0
0104 SEDRO WOOLLEY 406	116	237	0
0105 BURLINGTON 501	68	113	0
0106 BURLINGTON 502	68	105	0
0107 BURLINGTON 503	84	116	1
0108 BURLINGTON 504	50	86	1
0109 BURLINGTON 505	114	232	0
0110 BURLINGTON 506	58	99	0


 200211200102
 Skagit County Auditor
 11/20/2002 Page 65 of 263 3:09PM

COUNTY ASSESSOR	VOTES	PERCENT		VOTES	PERCENT
Vote for 1					
01 = Brett Tacker (DEM)	11,228	35.90			
02 = Mark Leander (REP)	20,019	64.00	03 = WRITE-IN	33	.11

(CONTINUED FROM PREVIOUS PAGE)	01	02	03
0111 BURLINGTON 507	27	72	0
0112 CONCRETE 601	80	100	0
0113 HAMILTON 701	29	37	0
0114 LA CONNER 801	184	174	0
0115 LYMAN 855	30	49	0


 200211200102
 Skagit County Auditor
 11/20/2002 Page 66 of 263 3:09PM

COUNTY AUDITOR	VOTES	PERCENT	VOTES	PERCENT
Vote for 1				
01 = Jackie Brunson (DEM)	15,374	48.78		
02 = Norma Hickok-Brummett (REP)	16,121	51.15	03 = WRITE-IN	23 .07

	01	02	03
0001 ALDER 101	115	104	0
0002 ALGER 102	94	87	0
0003 ALLEN 103	62	102	1
0004 DUNBAR 104	58	58	0
0005 AVON 105	170	188	1
0006 SAUK 107	186	129	0
0007 BAY VIEW 108	145	159	0
0008 BELFAST 109	83	120	0
0009 BIG LAKE 110	197	258	1
0010 BIRDSVIEW 111	142	178	1
0011 BOW 113	222	207	0
0012 CASCADE 114	63	35	0
0013 CEDARDALE 115	100	138	0
0014 CLEAR LAKE 116	180	173	0
0015 COUNTRY CLUB 117	65	125	0
0016 CONWAY 118	79	87	0
0017 DEWEY 119	304	321	2
0018 DIGBY 120	17	20	0
0019 DODGE VALLEY 121	87	67	0
0020 EDISON 122	101	119	1
0021 FIR 124	98	80	0
0022 FRUITDALE 125	282	226	1
0023 GEAR 126	156	249	0
0024 GUEMES 127	221	117	1
0025 HAMBURG 128	71	81	1
0026 HARMONY 129	122	161	0
0027 LAKE SIXTEEN 130	72	107	0
0028 LOOKOUT 132	219	201	0
0029 MANSFORD 133	42	30	0
0030 MAPES 134	83	92	1
0031 MARCH POINT 135	15	11	0
0032 McMURRAY WEST 136	111	98	0
0033 McRAE 137	156	184	0
0034 McMURRAY EAST 138	42	36	0
0035 MINKLER 139	94	95	0
0036 MONTBORNE 140	113	146	0
0037 NOOKACHAMPS 141	99	101	0
0038 SKYRIDGE 144	196	239	0
0039 PRAIRIE 145	110	120	0
0040 POINT WILLIAMS 146	144	165	0
0041 RIDGEWAY 147	121	141	0
0042 ROCKPORT 148	202	134	0
0043 SHELTER BAY 149	193	297	0
0044 SNEE OOSH 150	152	138	0
0045 STERLING 151	82	118	0
0046 SWINOMISH 153	234	192	0
0047 TINGLEY 154	103	127	0
0048 VAN FLEET 155	273	229	0
0049 VEDERE 156	67	94	0
0050 WHITNEY 157	59	90	0
0051 ROSARIO 158	218	233	0
0052 TERRACE 159	255	344	1
0053 STARBIRD 160	126	183	0
0054 COUNTY 162	0	0	0
0055 FIDALGO 164	221	212	1


 200211200102
 Skagit County Auditor
 11/20/2002 Page 67 of 263 3:09PM

	VOTES	PERCENT		VOTES	PERCENT
COUNTY AUDITOR					
Vote for 1					
01 = Jackie Brunson (DEM)	15,374	48.78			
02 = Norma Hickok-Brummett (REP)	16,121	51.15	03 = WRITE-IN	23	.07

(CONTINUED FROM PREVIOUS PAGE)

	01	02	03
0056 GAGES 165	131	104	0
0057 SAMISH 166	109	129	0
0058 COLLINS 167	41	30	0
0059 BLANCHARD 168	184	120	0
0060 VIEW TERRACE 170	2	0	0
0061 LAKE CAVANAUGH 171	37	45	0
0062 LITTLE MOUNTAIN 172	77	98	0
0063 RIVERBEND 173	10	17	0
0064 PADILLA 174	57	50	0
0065 FREDONIA 176	40	47	0
0066 ANACORTES 201	156	114	0
0067 ANACORTES 204	146	93	0
0068 ANACORTES 205	6	9	0
0069 ANACORTES 206	190	186	0
0070 ANACORTES 207	215	158	0
0071 ANACORTES 209	230	317	1
0072 ANACORTES 211	261	227	0
0073 ANACORTES 217	341	224	0
0074 ANACORTES 220	226	271	0
0075 ANACORTES 221	308	362	0
0076 ANACORTES 222	159	189	0
0077 ANACORTES 224	290	386	0
0078 MOUNT VERNON 301	77	93	1
0079 MOUNT VERNON 302	74	84	1
0080 MOUNT VERNON 303	170	181	2
0081 MOUNT VERNON 304	200	268	1
0082 MOUNT VERNON 305	14	14	0
0083 MOUNT VERNON 306	171	115	1
0084 MOUNT VERNON 307	254	170	0
0085 MOUNT VERNON 308	258	231	1
0086 MOUNT VERNON 309	133	138	0
0087 MOUNT VERNON 310	113	114	0
0088 MOUNT VERNON 311	87	121	0
0089 MOUNT VERNON 312	92	126	0
0090 MOUNT VERNON 314	189	253	0
0091 MOUNT VERNON 315	119	155	0
0092 MOUNT VERNON 316	246	300	0
0093 MOUNT VERNON 319	195	226	0
0094 MOUNT VERNON 321	232	301	1
0095 MOUNT VERNON 322	153	266	0
0096 MOUNT VERNON 326	0	0	0
0097 MOUNT VERNON 327	19	58	0
0098 MOUNT VERNON 328	38	32	0
0099 SEDRO WOOLLEY 401	128	125	0
0100 SEDRO WOOLLEY 402	200	193	0
0101 SEDRO WOOLLEY 403	133	116	0
0102 SEDRO WOOLLEY 404	244	188	0
0103 SEDRO WOOLLEY 405	235	161	0
0104 SEDRO WOOLLEY 406	178	176	0
0105 BURLINGTON 501	86	91	0
0106 BURLINGTON 502	81	90	0
0107 BURLINGTON 503	97	104	0
0108 BURLINGTON 504	66	73	1
0109 BURLINGTON 505	157	191	0
0110 BURLINGTON 506	69	87	0



200211200102
 Skagit County Auditor
 11/20/2002 Page 68 of 263 3:09PM

		VOTES	PERCENT			VOTES	PERCENT
COUNTY AUDITOR							
Vote for 1							
01 = Jackie Brunson (DEM)		15,374	48.78				
02 = Norma Hickok-Brummett (REP)		16,121	51.15	03 = WRITE-IN		23	.07

(CONTINUED FROM PREVIOUS PAGE)	01	02	03
0111 BURLINGTON 507	50	49	0
0112 CONCRETE 601	89	94	0
0113 HAMILTON 701	39	27	0
0114 LA CONNER 801	215	149	0
0115 LYMAN 855	35	39	0



200211200102
Skagit County Auditor

	VOTES	PERCENT		VOTES	PERCENT
COUNTY CLERK					
Vote for 1					
01 = Nancy Scott (DEM)	16,234	51.87			
02 = Dennis Weems (REP)	15,039	48.05	03 = WRITE-IN	25	.08

	01	02	03
0001 ALDER 101	125	97	1
0002 ALGER 102	82	92	0
0003 ALLEN 103	72	96	0
0004 DUNBAR 104	61	52	0
0005 AVON 105	203	157	1
0006 SAUK 107	221	100	0
0007 BAY VIEW 108	150	150	1
0008 BELFAST 109	100	99	0
0009 BIG LAKE 110	222	232	1
0010 BIRDSVIEW 111	170	148	1
0011 BOW 113	232	194	0
0012 CASCADE 114	67	31	0
0013 CEDARDALE 115	100	134	0
0014 CLEAR LAKE 116	181	169	0
0015 COUNTRY CLUB 117	81	109	0
0016 CONWAY 118	87	75	0
0017 DEWEY 119	301	308	1
0018 DIGBY 120	16	22	0
0019 DODGE VALLEY 121	97	54	0
0020 EDISON 122	114	105	0
0021 FIR 124	106	65	0
0022 FRUITDALE 125	272	234	1
0023 GEAR 126	186	217	0
0024 GUEMES 127	212	119	0
0025 HAMBURG 128	94	56	1
0026 HARMONY 129	158	124	0
0027 LAKE SIXTEEN 130	71	106	0
0028 LOOKOUT 132	219	199	0
0029 MANSFORD 133	37	32	0
0030 MAPES 134	104	70	0
0031 MARCH POINT 135	12	14	0
0032 McMURRAY WEST 136	111	95	0
0033 McRAE 137	161	189	0
0034 McMURRAY EAST 138	36	42	0
0035 MINKLER 139	111	80	0
0036 MONTBORNE 140	117	142	0
0037 NOOKACHAMPS 141	118	84	0
0038 SKYRIDGE 144	202	222	0
0039 PRAIRIE 145	104	121	0
0040 POINT WILLIAMS 146	162	145	0
0041 RIDGEWAY 147	133	125	0
0042 ROCKPORT 148	197	144	0
0043 SHELTER BAY 149	199	293	0
0044 SNEE OOSH 150	168	115	0
0045 STERLING 151	98	103	0
0046 SWINOMISH 153	205	203	1
0047 TINGLEY 154	109	121	0
0048 VAN FLEET 155	251	251	0
0049 VEDERE 156	69	92	0
0050 WHITNEY 157	62	82	0
0051 ROSARIO 158	198	245	0
0052 TERRACE 159	284	319	1
0053 STARBIRD 160	132	178	0
0054 COUNTY 162	0	0	0
0055 FIDALGO 164	206	221	0




200211200102
Skagit County Auditor

	VOTES	PERCENT		VOTES	PERCENT
COUNTY CLERK					
Vote for 1					
01 = Nancy Scott (DEM)	16,234	51.87			
02 = Dennis Weems (REP)	15,039	48.05	03 = WRITE-IN	25	.08

(CONTINUED FROM PREVIOUS PAGE)

	01	02	03
0056 GAGES 165	152	83	0
0057 SAMISH 166	106	127	2
0058 COLLINS 167	46	24	0
0059 BLANCHARD 168	182	122	0
0060 VIEW TERRACE 170	2	0	0
0061 LAKE CAVANAUGH 171	24	55	0
0062 LITTLE MOUNTAIN 172	74	98	0
0063 RIVERBEND 173	17	11	0
0064 PADILLA 174	65	39	0
0065 FREDONIA 176	48	36	0
0066 ANACORTES 201	145	127	0
0067 ANACORTES 204	152	88	0
0068 ANACORTES 205	7	8	0
0069 ANACORTES 206	185	189	1
0070 ANACORTES 207	213	154	0
0071 ANACORTES 209	225	307	1
0072 ANACORTES 211	251	243	0
0073 ANACORTES 217	348	214	0
0074 ANACORTES 220	227	262	0
0075 ANACORTES 221	307	349	0
0076 ANACORTES 222	146	201	0
0077 ANACORTES 224	271	404	0
0078 MOUNT VERNON 301	96	77	0
0079 MOUNT VERNON 302	93	64	1
0080 MOUNT VERNON 303	184	164	2
0081 MOUNT VERNON 304	246	220	2
0082 MOUNT VERNON 305	11	16	0
0083 MOUNT VERNON 306	189	100	0
0084 MOUNT VERNON 307	271	148	1
0085 MOUNT VERNON 308	269	215	0
0086 MOUNT VERNON 309	150	117	0
0087 MOUNT VERNON 310	116	109	1
0088 MOUNT VERNON 311	100	106	0
0089 MOUNT VERNON 312	106	112	0
0090 MOUNT VERNON 314	218	224	2
0091 MOUNT VERNON 315	159	114	0
0092 MOUNT VERNON 316	251	290	0
0093 MOUNT VERNON 319	197	218	0
0094 MOUNT VERNON 321	263	264	1
0095 MOUNT VERNON 322	178	233	0
0096 MOUNT VERNON 326	0	0	0
0097 MOUNT VERNON 327	22	52	0
0098 MOUNT VERNON 328	43	26	0
0099 SEDRO WOOLLEY 401	139	115	0
0100 SEDRO WOOLLEY 402	200	190	0
0101 SEDRO WOOLLEY 403	147	100	0
0102 SEDRO WOOLLEY 404	237	196	0
0103 SEDRO WOOLLEY 405	235	165	0
0104 SEDRO WOOLLEY 406	172	183	0
0105 BURLINGTON 501	108	73	0
0106 BURLINGTON 502	109	67	0
0107 BURLINGTON 503	119	78	0
0108 BURLINGTON 504	83	52	0
0109 BURLINGTON 505	192	158	1
0110 BURLINGTON 506	90	65	0


 200211200102
 Skagit County Auditor
 11/20/2002 Page 71 of 263 3:09PM

	VOTES	PERCENT		VOTES	PERCENT
COUNTY CLERK					
Vote for 1					
01 = Nancy Scott (DEM)	16,234	51.87			
02 = Dennis Weems (REP)	15,039	48.05	03 = WRITE-IN	25	.08

(CONTINUED FROM PREVIOUS PAGE)	01	02	03
0111 BURLINGTON 507	50	51	0
0112 CONCRETE 601	106	79	0
0113 HAMILTON 701	40	22	0
0114 LA CONNER 801	221	133	0
0115 LYMAN 855	45	30	0



200211200102
Skagit County Auditor

COUNTY COMMISSIONER DIST 3

VOTES PERCENT

VOTES PERCENT

Vote for 1

01 = Brock D. Stiles (DEM)

15,401 48.11

02 = Ted W Anderson (REP)

16,570 51.76

03 = WRITE-IN

41 .13

01 02 03

0001 ALDER 101	78	150	0
0002 ALGER 102	82	94	1
0003 ALLEN 103	59	115	0
0004 DUNBAR 104	57	55	0
0005 AVON 105	186	179	3
0006 SAUK 107	159	170	0
0007 BAY VIEW 108	141	171	0
0008 BELFAST 109	104	107	1
0009 BIG LAKE 110	208	245	2
0010 BIRDSVIEW 111	106	231	1
0011 BOW 113	221	224	1
0012 CASCADE 114	46	55	0
0013 CEDARDALE 115	113	131	0
0014 CLEAR LAKE 116	167	203	0
0015 COUNTRY CLUB 117	60	134	0
0016 CONWAY 118	80	85	0
0017 DEWEY 119	307	320	1
0018 DIGBY 120	15	25	0
0019 DODGE VALLEY 121	96	58	1
0020 EDISON 122	93	139	0
0021 FIR 124	102	74	1
0022 FRUITDALE 125	251	269	1
0023 GEAR 126	146	257	0
0024 GUEMES 127	211	130	0
0025 HAMBURG 128	90	63	1
0026 HARMONY 129	138	148	0
0027 LAKE SIXTEEN 130	75	105	0
0028 LOOKOUT 132	167	254	3
0029 MANSFORD 133	34	42	0
0030 MAPES 134	97	83	0
0031 MARCH POINT 135	19	7	0
0032 McMURRAY WEST 136	115	92	0
0033 McRAE 137	152	209	1
0034 McMURRAY EAST 138	40	39	0
0035 MINKLER 139	85	115	0
0036 MONTBORNE 140	108	158	0
0037 NOOKACHAMPS 141	100	105	0
0038 SKYRIDGE 144	205	237	0
0039 PRAIRIE 145	96	146	1
0040 POINT WILLIAMS 146	152	162	0
0041 RIDGEWAY 147	130	135	0
0042 ROCKPORT 148	146	203	3
0043 SHELTER BAY 149	204	292	0
0044 SNEE OOSH 150	149	145	0
0045 STERLING 151	86	119	1
0046 SWINOMISH 153	224	195	1
0047 TINGLEY 154	105	132	2
0048 VAN FLEET 155	257	271	0
0049 VEDERE 156	63	102	0
0050 WHITNEY 157	70	84	0
0051 ROSARIO 158	223	231	0
0052 TERRACE 159	258	350	2
0053 STARBIRD 160	147	164	1
0054 COUNTY 162	0	0	0
0055 FIDALGO 164	215	222	0



200211200102
Skagit County Auditor

	VOTES	PERCENT		VOTES	PERCENT
COUNTY COMMISSIONER DIST 3					
Vote for 1					
01 = Brock D. Stiles (DEM)	15,401	48.11			
02 = Ted W Anderson (REP)	16,570	51.76	03 = WRITE-IN	41	.13

(CONTINUED FROM PREVIOUS PAGE)

	01	02	03
0056 GAGES 165	125	115	0
0057 SAMISH 166	98	152	0
0058 COLLINS 167	34	39	0
0059 BLANCHARD 168	164	152	0
0060 VIEW TERRACE 170	0	2	0
0061 LAKE CAVANAUGH 171	45	40	0
0062 LITTLE MOUNTAIN 172	79	97	1
0063 RIVERBEND 173	16	12	0
0064 PADILLA 174	56	47	0
0065 FREDONIA 176	36	51	0
0066 ANACORTES 201	159	121	0
0067 ANACORTES 204	142	100	0
0068 ANACORTES 205	8	8	0
0069 ANACORTES 206	183	195	0
0070 ANACORTES 207	204	172	0
0071 ANACORTES 209	236	311	1
0072 ANACORTES 211	271	228	0
0073 ANACORTES 217	363	216	0
0074 ANACORTES 220	232	257	0
0075 ANACORTES 221	319	341	0
0076 ANACORTES 222	164	190	0
0077 ANACORTES 224	289	392	0
0078 MOUNT VERNON 301	85	89	0
0079 MOUNT VERNON 302	75	83	2
0080 MOUNT VERNON 303	196	152	2
0081 MOUNT VERNON 304	219	250	0
0082 MOUNT VERNON 305	11	17	0
0083 MOUNT VERNON 306	176	114	0
0084 MOUNT VERNON 307	256	167	0
0085 MOUNT VERNON 308	252	231	1
0086 MOUNT VERNON 309	144	128	0
0087 MOUNT VERNON 310	117	110	1
0088 MOUNT VERNON 311	109	94	0
0089 MOUNT VERNON 312	97	123	0
0090 MOUNT VERNON 314	220	224	0
0091 MOUNT VERNON 315	137	138	1
0092 MOUNT VERNON 316	277	265	0
0093 MOUNT VERNON 319	198	231	1
0094 MOUNT VERNON 321	273	259	0
0095 MOUNT VERNON 322	192	227	0
0096 MOUNT VERNON 326	0	0	0
0097 MOUNT VERNON 327	19	57	0
0098 MOUNT VERNON 328	39	31	0
0099 SEDRO WOOLLEY 401	119	140	0
0100 SEDRO WOOLLEY 402	193	213	0
0101 SEDRO WOOLLEY 403	134	119	0
0102 SEDRO WOOLLEY 404	262	187	1
0103 SEDRO WOOLLEY 405	222	192	0
0104 SEDRO WOOLLEY 406	161	208	0
0105 BURLINGTON 501	92	93	0
0106 BURLINGTON 502	88	92	0
0107 BURLINGTON 503	97	103	0
0108 BURLINGTON 504	73	64	0
0109 BURLINGTON 505	147	204	0
0110 BURLINGTON 506	68	88	0



200211200102
Skagit County Auditor
11/20/2002 Page 74 of 263 3:09PM

COUNTY COMMISSIONER DIST 3

VOTES PERCENT

VOTES PERCENT

Vote for 1

01 = Brock D. Stiles (DEM)

15,401 48.11

02 = Ted W Anderson (REP)

16,570 51.76

03 = WRITE-IN

41 .13

(CONTINUED FROM PREVIOUS PAGE)

	01	02	03
0111 BURLINGTON 507	44	57	0
0112 CONCRETE 601	75	114	0
0113 HAMILTON 701	31	35	0
0114 LA CONNER 801	214	152	1
0115 LYMAN 855	28	50	0



200211200102

Skagit County Auditor

RUN DATE:11/20/02 10:41 AM

	VOTES	PERCENT		VOTES	PERCENT
COUNTY CORONER					
Vote for 1					
01 = Bruce Bacon (DEM)	23,335	80.90			
02 = Matt Mumford (LIB)	5,467	18.95	03 = WRITE-IN	42	.15

	01	02	03
0001 ALDER 101	166	49	0
0002 ALGER 102	129	36	0
0003 ALLEN 103	125	30	1
0004 DUNBAR 104	92	17	0
0005 AVON 105	293	38	0
0006 SAUK 107	245	49	3
0007 BAY VIEW 108	240	47	0
0008 BELFAST 109	146	42	0
0009 BIG LAKE 110	322	94	2
0010 BIRDSVIEW 111	234	67	1
0011 BOW 113	349	50	0
0012 CASCADE 114	77	16	0
0013 CEDARDALE 115	179	37	0
0014 CLEAR LAKE 116	242	88	0
0015 COUNTRY CLUB 117	144	24	2
0016 CONWAY 118	132	22	0
0017 DEWEY 119	427	107	2
0018 DIGBY 120	32	6	0
0019 DODGE VALLEY 121	131	9	0
0020 EDISON 122	164	36	0
0021 FIR 124	150	13	0
0022 FRUITDALE 125	377	89	0
0023 GEAR 126	304	52	0
0024 GUEMES 127	243	48	0
0025 HAMBURG 128	123	19	1
0026 HARMONY 129	246	25	0
0027 LAKE SIXTEEN 130	147	26	0
0028 LOOKOUT 132	281	109	1
0029 MANSFORD 133	41	16	0
0030 MAPES 134	139	29	0
0031 MARCH POINT 135	22	3	0
0032 McMURRAY WEST 136	167	27	0
0033 McRAE 137	237	82	0
0034 McMURRAY EAST 138	54	14	0
0035 MINKLER 139	136	42	0
0036 MONTBORNE 140	191	37	0
0037 NOOKACHAMPS 141	150	37	0
0038 SKYRIDGE 144	337	61	0
0039 PRAIRIE 145	148	47	3
0040 POINT WILLIAMS 146	244	35	1
0041 RIDGEWAY 147	198	41	0
0042 ROCKPORT 148	252	66	0
0043 SHELTER BAY 149	317	97	0
0044 SNEE OOSH 150	228	37	0
0045 STERLING 151	153	30	1
0046 SWINOMISH 153	300	65	1
0047 TINGLEY 154	150	53	0
0048 VAN FLEET 155	369	100	0
0049 VEDERE 156	126	17	0
0050 WHITNEY 157	113	20	0
0051 ROSARIO 158	317	83	0
0052 TERRACE 159	465	70	2
0053 STARBIRD 160	227	56	1
0054 COUNTY 162	0	0	0
0055 FIDALGO 164	281	103	0



200211200102
 Skagit County Auditor
 11/20/2002 Page 76 of 263 3:09PM

	VOTES	PERCENT		VOTES	PERCENT
COUNTY CORONER					
Vote for 1					
01 = Bruce Bacon (DEM)	23,335	80.90			
02 = Matt Mumford (LIB)	5,467	18.95	03 = WRITE-IN	42	.15

(CONTINUED FROM PREVIOUS PAGE)

	01	02	03
0056 GAGES 165	196	30	0
0057 SAMISH 166	165	52	0
0058 COLLINS 167	55	14	0
0059 BLANCHARD 168	214	63	0
0060 VIEW TERRACE 170	2	0	0
0061 LAKE CAVANAUGH 171	57	23	0
0062 LITTLE MOUNTAIN 172	133	26	0
0063 RIVERBEND 173	22	4	0
0064 PADILLA 174	94	6	0
0065 FREDONIA 176	62	16	0
0066 ANACORTES 201	207	46	1
0067 ANACORTES 204	167	56	1
0068 ANACORTES 205	12	2	0
0069 ANACORTES 206	257	82	0
0070 ANACORTES 207	273	63	1
0071 ANACORTES 209	358	118	1
0072 ANACORTES 211	367	80	0
0073 ANACORTES 217	426	92	0
0074 ANACORTES 220	334	97	2
0075 ANACORTES 221	429	146	1
0076 ANACORTES 222	242	81	0
0077 ANACORTES 224	420	150	0
0078 MOUNT VERNON 301	123	37	0
0079 MOUNT VERNON 302	116	34	1
0080 MOUNT VERNON 303	270	63	1
0081 MOUNT VERNON 304	360	78	1
0082 MOUNT VERNON 305	19	6	0
0083 MOUNT VERNON 306	220	56	0
0084 MOUNT VERNON 307	348	45	0
0085 MOUNT VERNON 308	390	72	0
0086 MOUNT VERNON 309	221	30	0
0087 MOUNT VERNON 310	165	37	1
0088 MOUNT VERNON 311	169	22	0
0089 MOUNT VERNON 312	170	36	0
0090 MOUNT VERNON 314	335	70	1
0091 MOUNT VERNON 315	216	42	0
0092 MOUNT VERNON 316	426	73	1
0093 MOUNT VERNON 319	337	64	0
0094 MOUNT VERNON 321	404	101	2
0095 MOUNT VERNON 322	298	66	0
0096 MOUNT VERNON 326	0	0	0
0097 MOUNT VERNON 327	47	15	0
0098 MOUNT VERNON 328	48	19	0
0099 SEDRO WOOLLEY 401	180	51	1
0100 SEDRO WOOLLEY 402	296	73	1
0101 SEDRO WOOLLEY 403	188	49	0
0102 SEDRO WOOLLEY 404	318	97	0
0103 SEDRO WOOLLEY 405	303	70	0
0104 SEDRO WOOLLEY 406	262	71	0
0105 BURLINGTON 501	146	27	0
0106 BURLINGTON 502	129	36	0
0107 BURLINGTON 503	159	28	1
0108 BURLINGTON 504	102	23	0
0109 BURLINGTON 505	260	56	0
0110 BURLINGTON 506	115	31	0



200211200102
Skagit County Auditor

RUN DATE:11/20/02 10:41 AM

COUNTY CORONER

VOTES PERCENT

VOTES PERCENT

Vote for 1

01 = Bruce Bacon (DEM)

23,335 80.90

02 = Matt Mumford (LIB)

5,467 18.95

03 = WRITE-IN

42 .15

(CONTINUED FROM PREVIOUS PAGE)

	01	02	03
0111 BURLINGTON 507	79	16	1
0112 CONCRETE 601	131	42	1
0113 HAMILTON 701	50	11	0
0114 LA CONNER 801	284	48	0
0115 LYMAN 855	57	12	0



200211200102
Skagit County Auditor

11/20/2002 Page 78 of 263 3:09PM

COUNTY PROSECUTING ATTORNEY	VOTES	PERCENT	VOTES	PERCENT
Vote for 1				
01 = Tom Verge (DEM)	15,491	48.64		
02 = Tom Seguine (REP)	16,327	51.27		
			03 = WRITE-IN	30 .09

	01	02	03
0001 ALDER 101	109	115	0
0002 ALGER 102	83	98	0
0003 ALLEN 103	70	104	0
0004 DUNBAR 104	69	47	0
0005 AVON 105	212	151	1
0006 SAUK 107	193	128	0
0007 BAY VIEW 108	150	161	0
0008 BELFAST 109	98	110	1
0009 BIG LAKE 110	203	256	1
0010 BIRDSVIEW 111	150	178	1
0011 BOW 113	220	215	0
0012 CASCADE 114	57	38	0
0013 CEDARDALE 115	117	130	0
0014 CLEAR LAKE 116	156	200	0
0015 COUNTRY CLUB 117	73	120	0
0016 CONWAY 118	87	81	0
0017 DEWEY 119	303	325	0
0018 DIGBY 120	16	23	0
0019 DODGE VALLEY 121	98	51	0
0020 EDISON 122	103	122	0
0021 FIR 124	108	65	1
0022 FRUITDALE 125	245	261	1
0023 GEAR 126	172	231	0
0024 GUEMES 127	223	118	0
0025 HAMBURG 128	77	73	1
0026 HARMONY 129	163	122	0
0027 LAKE SIXTEEN 130	69	113	1
0028 LOOKOUT 132	210	210	0
0029 MANSFORD 133	38	32	0
0030 MAPES 134	78	100	1
0031 MARCH POINT 135	16	10	0
0032 McMURRAY WEST 136	117	91	0
0033 McRAE 137	149	203	0
0034 McMURRAY EAST 138	38	44	0
0035 MINKLER 139	86	101	0
0036 MONTBORNE 140	121	137	0
0037 NOOKACHAMPS 141	102	100	1
0038 SKYRIDGE 144	208	225	2
0039 PRAIRIE 145	112	122	0
0040 POINT WILLIAMS 146	154	155	0
0041 RIDGEWAY 147	148	118	0
0042 ROCKPORT 148	199	141	0
0043 SHELTER BAY 149	229	275	0
0044 SNEE OOSH 150	160	129	0
0045 STERLING 151	74	125	0
0046 SWINOMISH 153	223	201	0
0047 TINGLEY 154	94	131	0
0048 VAN FLEET 155	219	291	1
0049 VEDERE 156	62	98	0
0050 WHITNEY 157	67	86	0
0051 ROSARIO 158	235	225	0
0052 TERRACE 159	244	365	1
0053 STARBIRD 160	150	164	1
0054 COUNTY 162	0	0	0
0055 FIDALGO 164	211	227	0


 200211200102
 Skagit County Auditor
 11/20/2002 Page 79 of 263 3:09PM

COUNTY PROSECUTING ATTORNEY	VOTES	PERCENT	VOTES	PERCENT
Vote for 1				
01 = Tom Verge (DEM)	15,491	48.64		
02 = Tom Seguine (REP)	16,327	51.27		
			03 = WRITE-IN	30 .09

(CONTINUED FROM PREVIOUS PAGE)

	01	02	03
0056 GAGES 165	130	104	0
0057 SAMISH 166	105	137	0
0058 COLLINS 167	36	34	0
0059 BLANCHARD 168	160	149	0
0060 VIEW TERRACE 170	2	0	0
0061 LAKE CAVANAUGH 171	28	56	0
0062 LITTLE MOUNTAIN 172	70	105	1
0063 RIVERBEND 173	8	19	0
0064 PADILLA 174	53	52	0
0065 FREDONIA 176	41	44	0
0066 ANACORTES 201	161	117	0
0067 ANACORTES 204	144	101	0
0068 ANACORTES 205	8	8	0
0069 ANACORTES 206	191	196	0
0070 ANACORTES 207	182	193	0
0071 ANACORTES 209	223	336	1
0072 ANACORTES 211	256	245	0
0073 ANACORTES 217	349	227	0
0074 ANACORTES 220	219	280	0
0075 ANACORTES 221	303	368	0
0076 ANACORTES 222	148	215	0
0077 ANACORTES 224	284	405	0
0078 MOUNT VERNON 301	86	86	0
0079 MOUNT VERNON 302	89	70	2
0080 MOUNT VERNON 303	196	154	2
0081 MOUNT VERNON 304	223	245	0
0082 MOUNT VERNON 305	11	17	0
0083 MOUNT VERNON 306	155	141	0
0084 MOUNT VERNON 307	259	155	0
0085 MOUNT VERNON 308	261	234	0
0086 MOUNT VERNON 309	147	123	0
0087 MOUNT VERNON 310	115	111	1
0088 MOUNT VERNON 311	117	91	1
0089 MOUNT VERNON 312	105	117	0
0090 MOUNT VERNON 314	210	235	2
0091 MOUNT VERNON 315	131	146	1
0092 MOUNT VERNON 316	255	293	0
0093 MOUNT VERNON 319	180	249	0
0094 MOUNT VERNON 321	258	284	1
0095 MOUNT VERNON 322	173	255	0
0096 MOUNT VERNON 326	0	0	0
0097 MOUNT VERNON 327	22	54	0
0098 MOUNT VERNON 328	41	30	0
0099 SEDRO WOOLLEY 401	115	138	0
0100 SEDRO WOOLLEY 402	170	226	1
0101 SEDRO WOOLLEY 403	122	125	0
0102 SEDRO WOOLLEY 404	207	235	0
0103 SEDRO WOOLLEY 405	219	190	0
0104 SEDRO WOOLLEY 406	159	200	0
0105 BURLINGTON 501	88	96	0
0106 BURLINGTON 502	81	97	0
0107 BURLINGTON 503	101	98	1
0108 BURLINGTON 504	67	68	0
0109 BURLINGTON 505	146	207	0
0110 BURLINGTON 506	75	78	0



200211200102
Skagit County Auditor

COUNTY PROSECUTING ATTORNEY

VOTES PERCENT

VOTES PERCENT

Vote for 1

01 = Tom Verge (DEM)

15,491 48.64

02 = Tom Seguire (REP)

16,327 51.27

03 = WRITE-IN

30 .09

(CONTINUED FROM PREVIOUS PAGE)

01 02 03

0111 BURLINGTON 507

48 52 1

0112 CONCRETE 601

83 98 0

0113 HAMILTON 701

41 25 0

0114 LA CONNER 801

239 123 0

0115 LYMAN 855

27 48 0



200211200102

Skagit County Auditor

11/20/2002 Page 81 of 263

3:09PM

COUNTY SHERIFF		VOTES	PERCENT		VOTES	PERCENT
Vote for 1						
01 = Richard "Rick" Grimstead (DEM)		16,516	52.15			
02 = Dave Cooper (REP)		15,116	47.73	03 = WRITE-IN	37	.12

	01	02	03
0001 ALDER 101	119	109	0
0002 ALGER 102	92	91	0
0003 ALLEN 103	95	82	1
0004 DUNBAR 104	76	36	0
0005 AVON 105	208	146	1
0006 SAUK 107	207	118	0
0007 BAY VIEW 108	168	145	0
0008 BELFAST 109	110	95	0
0009 BIG LAKE 110	203	241	1
0010 BIRDSVIEW 111	179	148	1
0011 BOW 113	287	157	1
0012 CASCADE 114	67	28	0
0013 CEDARDALE 115	125	113	0
0014 CLEAR LAKE 116	166	195	0
0015 COUNTRY CLUB 117	86	107	0
0016 CONWAY 118	88	74	0
0017 DEWEY 119	302	316	0
0018 DIGBY 120	20	20	0
0019 DODGE VALLEY 121	96	51	1
0020 EDISON 122	139	89	1
0021 FIR 124	111	63	0
0022 FRUITDALE 125	246	268	2
0023 GEAR 126	201	204	1
0024 GUEMES 127	197	137	0
0025 HAMBURG 128	73	76	0
0026 HARMONY 129	176	108	0
0027 LAKE SIXTEEN 130	83	91	0
0028 LOOKOUT 132	225	186	4
0029 MANSFORD 133	35	35	0
0030 MAPES 134	108	71	1
0031 MARCH POINT 135	11	15	0
0032 McMURRAY WEST 136	119	87	0
0033 McRAE 137	168	186	0
0034 McMURRAY EAST 138	37	42	0
0035 MINKLER 139	89	107	1
0036 MONTBORNE 140	123	134	0
0037 NOOKACHAMPS 141	104	98	0
0038 SKYRIDGE 144	207	223	0
0039 PRAIRIE 145	91	149	0
0040 POINT WILLIAMS 146	154	160	1
0041 RIDGEWAY 147	151	112	0
0042 ROCKPORT 148	210	132	2
0043 SHELTER BAY 149	237	252	0
0044 SNEE OOSH 150	165	121	0
0045 STERLING 151	85	119	0
0046 SWINOMISH 153	194	227	0
0047 TINGLEY 154	100	126	1
0048 VAN FLEET 155	273	241	0
0049 VEDERE 156	94	71	0
0050 WHITNEY 157	72	78	0
0051 ROSARIO 158	218	239	1
0052 TERRACE 159	325	286	1
0053 STARBIRD 160	144	160	0
0054 COUNTY 162	0	0	0
0055 FIDALGO 164	214	224	0




200211200102

Skagit County Auditor

	VOTES	PERCENT		VOTES	PERCENT
COUNTY SHERIFF					
Vote for 1					
01 = Richard "Rick" Grimstead (DEM)	16,516	52.15			
02 = Dave Cooper (REP)	15,116	47.73	03 = WRITE-IN	37	.12

(CONTINUED FROM PREVIOUS PAGE)

	01	02	03
0056 GAGES 165	144	98	0
0057 SAMISH 166	110	130	0
0058 COLLINS 167	32	39	0
0059 BLANCHARD 168	195	118	0
0060 VIEW TERRACE 170	2	0	0
0061 LAKE CAVANAUGH 171	27	56	0
0062 LITTLE MOUNTAIN 172	83	88	0
0063 RIVERBEND 173	18	10	0
0064 PADILLA 174	67	39	0
0065 FREDONIA 176	48	37	0
0066 ANACORTES 201	150	125	1
0067 ANACORTES 204	145	95	0
0068 ANACORTES 205	6	10	0
0069 ANACORTES 206	194	184	0
0070 ANACORTES 207	216	161	0
0071 ANACORTES 209	243	306	1
0072 ANACORTES 211	262	239	0
0073 ANACORTES 217	347	221	0
0074 ANACORTES 220	213	284	0
0075 ANACORTES 221	303	350	0
0076 ANACORTES 222	144	210	0
0077 ANACORTES 224	303	386	0
0078 MOUNT VERNON 301	88	83	1
0079 MOUNT VERNON 302	84	75	1
0080 MOUNT VERNON 303	196	148	1
0081 MOUNT VERNON 304	243	222	0
0082 MOUNT VERNON 305	13	15	0
0083 MOUNT VERNON 306	178	109	0
0084 MOUNT VERNON 307	251	158	0
0085 MOUNT VERNON 308	295	186	3
0086 MOUNT VERNON 309	159	108	0
0087 MOUNT VERNON 310	119	105	0
0088 MOUNT VERNON 311	116	91	0
0089 MOUNT VERNON 312	104	115	0
0090 MOUNT VERNON 314	238	202	1
0091 MOUNT VERNON 315	141	131	0
0092 MOUNT VERNON 316	284	254	3
0093 MOUNT VERNON 319	220	196	0
0094 MOUNT VERNON 321	285	247	0
0095 MOUNT VERNON 322	208	211	0
0096 MOUNT VERNON 326	0	0	0
0097 MOUNT VERNON 327	28	50	0
0098 MOUNT VERNON 328	47	22	0
0099 SEDRO WOOLLEY 401	127	130	0
0100 SEDRO WOOLLEY 402	182	221	0
0101 SEDRO WOOLLEY 403	114	136	0
0102 SEDRO WOOLLEY 404	220	218	0
0103 SEDRO WOOLLEY 405	179	231	0
0104 SEDRO WOOLLEY 406	175	195	0
0105 BURLINGTON 501	99	79	1
0106 BURLINGTON 502	92	80	0
0107 BURLINGTON 503	119	82	0
0108 BURLINGTON 504	64	73	0
0109 BURLINGTON 505	168	182	1
0110 BURLINGTON 506	86	70	0


 200211200102
 Skagit County Auditor
 11/20/2002 Page 83 of 263 3:09PM

	VOTES	PERCENT		VOTES	PERCENT
COUNTY SHERIFF					
Vote for 1					
01 = Richard "Rick" Grimstead (DEM)	16,516	52.15			
02 = Dave Cooper (REP)	15,116	47.73	03 = WRITE-IN	37	.12

(CONTINUED FROM PREVIOUS PAGE)	01	02	03
0111 BURLINGTON 507	68	33	0
0112 CONCRETE 601	98	85	1
0113 HAMILTON 701	37	29	0
0114 LA CONNER 801	228	129	0
0115 LYMAN 855	38	40	0



200211200102
Skagit County Auditor

RUN DATE:11/20/02 10:41 AM

VOTES PERCENT

COUNTY TREASURER

Vote for 1

01 = Katie Jungquist (REP)

02 = WRITE-IN

25,419 99.09
233 .91

	01	02
0001 ALDER 101	185	2
0002 ALGER 102	139	3
0003 ALLEN 103	145	0
0004 DUNBAR 104	98	0
0005 AVON 105	285	4
0006 SAUK 107	250	9
0007 BAY VIEW 108	250	0
0008 BELFAST 109	165	1
0009 BIG LAKE 110	370	2
0010 BIRDSVIEW 111	265	2
0011 BOW 113	339	1
0012 CASCADE 114	70	0
0013 CEDARDALE 115	187	3
0014 CLEAR LAKE 116	289	2
0015 COUNTRY CLUB 117	175	1
0016 CONWAY 118	120	4
0017 DEWEY 119	468	4
0018 DIGBY 120	34	0
0019 DODGE VALLEY 121	113	1
0020 EDISON 122	169	1
0021 FIR 124	146	1
0022 FRUITDALE 125	416	5
0023 GEAR 126	346	1
0024 GUEMES 127	232	6
0025 HAMBURG 128	122	1
0026 HARMONY 129	239	2
0027 LAKE SIXTEEN 130	142	3
0028 LOOKOUT 132	326	3
0029 MANSFORD 133	49	1
0030 MAPES 134	147	2
0031 MARCH POINT 135	21	0
0032 McMURRAY WEST 136	160	2
0033 McRAE 137	264	4
0034 McMURRAY EAST 138	59	1
0035 MINKLER 139	148	2
0036 MONTBORNE 140	210	4
0037 NOOKACHAMPS 141	172	3
0038 SKYRIDGE 144	369	3
0039 PRAIRIE 145	187	2
0040 POINT WILLIAMS 146	247	3
0041 RIDGEWAY 147	213	0
0042 ROCKPORT 148	273	5
0043 SHELTER BAY 149	399	2
0044 SNEE OOSH 150	221	3
0045 STERLING 151	171	0
0046 SWINOMISH 153	317	3
0047 TINGLEY 154	193	0
0048 VAN FLEET 155	430	1
0049 VEDERE 156	136	0
0050 WHITNEY 157	127	0
0051 ROSARIO 158	340	1
0052 TERRACE 159	522	1
0053 STARBIRD 160	266	2
0054 COUNTY 162	0	0
0055 FIDALGO 164	344	2


 200211200102
 Skagit County Auditor
 11/20/2002 Page 85 of 263 3:09PM

RUN DATE:11/20/02 10:41 AM

VOTES PERCENT

COUNTY TREASURER

Vote for 1

01 = Katie Jungquist (REP)

25,419 99.09

02 = WRITE-IN

233 .91

(CONTINUED FROM PREVIOUS PAGE)

	01	02
0056 GAGES 165	202	0
0057 SAMISH 166	189	2
0058 COLLINS 167	60	0
0059 BLANCHARD 168	218	2
0060 VIEW TERRACE 170	2	0
0061 LAKE CAVANAUGH 171	64	1
0062 LITTLE MOUNTAIN 172	148	0
0063 RIVERBEND 173	19	0
0064 PADILLA 174	85	1
0065 FREDONIA 176	69	1
0066 ANACORTES 201	207	3
0067 ANACORTES 204	182	4
0068 ANACORTES 205	12	0
0069 ANACORTES 206	299	1
0070 ANACORTES 207	282	4
0071 ANACORTES 209	451	2
0072 ANACORTES 211	390	4
0073 ANACORTES 217	421	6
0074 ANACORTES 220	406	2
0075 ANACORTES 221	492	4
0076 ANACORTES 222	299	1
0077 ANACORTES 224	539	3
0078 MOUNT VERNON 301	143	1
0079 MOUNT VERNON 302	123	3
0080 MOUNT VERNON 303	290	3
0081 MOUNT VERNON 304	381	8
0082 MOUNT VERNON 305	25	0
0083 MOUNT VERNON 306	218	2
0084 MOUNT VERNON 307	326	2
0085 MOUNT VERNON 308	385	2
0086 MOUNT VERNON 309	221	2
0087 MOUNT VERNON 310	179	2
0088 MOUNT VERNON 311	183	1
0089 MOUNT VERNON 312	190	1
0090 MOUNT VERNON 314	375	2
0091 MOUNT VERNON 315	226	2
0092 MOUNT VERNON 316	433	5
0093 MOUNT VERNON 319	354	6
0094 MOUNT VERNON 321	430	2
0095 MOUNT VERNON 322	362	0
0096 MOUNT VERNON 326	0	0
0097 MOUNT VERNON 327	70	0
0098 MOUNT VERNON 328	65	1
0099 SEDRO WOOLLEY 401	210	2
0100 SEDRO WOOLLEY 402	338	2
0101 SEDRO WOOLLEY 403	210	0
0102 SEDRO WOOLLEY 404	370	8
0103 SEDRO WOOLLEY 405	330	2
0104 SEDRO WOOLLEY 406	287	0
0105 BURLINGTON 501	154	2
0106 BURLINGTON 502	145	3
0107 BURLINGTON 503	168	4
0108 BURLINGTON 504	118	0
0109 BURLINGTON 505	293	1
0110 BURLINGTON 506	136	0



200211200102
Skagit County Auditor
11/20/2002 Page 86 of 263 3:09PM

RUN DATE:11/20/02 10:41 AM

VOTES PERCENT

COUNTY TREASURER

Vote for 1

01 = Katie Jungquist (REP)
02 = WRITE-IN

25,419 99.09
233 .91

(CONTINUED FROM PREVIOUS PAGE)

	01	02
0111 BURLINGTON 507	87	1
0112 CONCRETE 601	147	3
0113 HAMILTON 701	49	0
0114 LA CONNER 801	231	9
0115 LYMAN 855	61	1



200211200102

Skagit County Auditor

STATE SUPREME COURT JUSTICE POS 3

VOTES PERCENT

VOTES PERCENT

Vote for 1

01 = Jim Johnson (NP)	14,719	53.51
02 = Mary Fairhurst (NP)	12,741	46.32

03 = WRITE-IN	49	.18
---------------	----	-----

-----	01	02	03

0001 ALDER 101	122	76	0
0002 ALGER 102	86	76	0
0003 ALLEN 103	83	60	1
0004 DUNBAR 104	58	48	0
0005 AVON 105	150	149	1
0006 SAUK 107	131	136	1
0007 BAY VIEW 108	143	122	0
0008 BELFAST 109	103	68	1
0009 BIG LAKE 110	202	176	1
0010 BIRDSVIEW 111	184	112	1
0011 BOW 113	195	177	2
0012 CASCADE 114	36	53	0
0013 CEDARDALE 115	126	73	1
0014 CLEAR LAKE 116	179	126	0
0015 COUNTRY CLUB 117	108	64	0
0016 CONWAY 118	76	65	0
0017 DEWEY 119	296	252	1
0018 DIGBY 120	22	13	1
0019 DODGE VALLEY 121	47	83	0
0020 EDISON 122	95	90	0
0021 FIR 124	83	70	0
0022 FRUITDALE 125	259	196	0
0023 GEAR 126	212	134	0
0024 GUEMES 127	111	185	0
0025 HAMBURG 128	60	72	0
0026 HARMONY 129	129	120	0
0027 LAKE SIXTEEN 130	96	64	0
0028 LOOKOUT 132	204	166	0
0029 MANSFORD 133	24	33	1
0030 MAPES 134	83	68	1
0031 MARCH POINT 135	13	11	0
0032 McMURRAY WEST 136	99	86	0
0033 McRAE 137	165	128	0
0034 McMURRAY EAST 138	36	33	0
0035 MINKLER 139	99	72	1
0036 MONTBORNE 140	119	96	2
0037 NOOKACHAMPS 141	91	83	0
0038 SKYRIDGE 144	207	170	0
0039 PRAIRIE 145	107	84	0
0040 POINT WILLIAMS 146	138	141	0
0041 RIDGEWAY 147	131	86	1
0042 ROCKPORT 148	157	156	1
0043 SHELTER BAY 149	265	171	0
0044 SNEE OOSH 150	139	110	0
0045 STERLING 151	109	66	0
0046 SWINOMISH 153	174	207	2
0047 TINGLEY 154	96	92	1
0048 VAN FLEET 155	268	174	0
0049 VEDERE 156	88	49	0
0050 WHITNEY 157	64	62	0
0051 ROSARIO 158	216	198	2
0052 TERRACE 159	300	203	1
0053 STARBIRD 160	162	100	0
0054 COUNTY 162	0	0	0
0055 FIDALGO 164	209	169	1



200211200102

Skagit County Auditor

	VOTES	PERCENT		VOTES	PERCENT
STATE SUPREME COURT JUSTICE POS 3					
Vote for 1					
01 = Jim Johnson (NP)	14,719	53.51			
02 = Mary Fairhurst (NP)	12,741	46.32	03 = WRITE-IN	49	.18

(CONTINUED FROM PREVIOUS PAGE)

	01	02	03
0056 GAGES 165	119	93	0
0057 SAMISH 166	129	89	0
0058 COLLINS 167	36	28	0
0059 BLANCHARD 168	111	159	1
0060 VIEW TERRACE 170	0	1	0
0061 LAKE CAVANAUGH 171	47	25	0
0062 LITTLE MOUNTAIN 172	91	71	0
0063 RIVERBEND 173	12	11	0
0064 PADILLA 174	47	40	0
0065 FREDONIA 176	48	28	0
0066 ANACORTES 201	126	108	0
0067 ANACORTES 204	112	101	1
0068 ANACORTES 205	7	7	0
0069 ANACORTES 206	171	144	0
0070 ANACORTES 207	139	178	0
0071 ANACORTES 209	243	218	2
0072 ANACORTES 211	239	210	1
0073 ANACORTES 217	232	250	0
0074 ANACORTES 220	237	178	2
0075 ANACORTES 221	301	273	1
0076 ANACORTES 222	168	156	0
0077 ANACORTES 224	326	276	0
0078 MOUNT VERNON 301	80	83	1
0079 MOUNT VERNON 302	69	72	1
0080 MOUNT VERNON 303	152	160	3
0081 MOUNT VERNON 304	229	190	0
0082 MOUNT VERNON 305	13	13	0
0083 MOUNT VERNON 306	98	158	0
0084 MOUNT VERNON 307	147	204	0
0085 MOUNT VERNON 308	227	202	0
0086 MOUNT VERNON 309	118	107	0
0087 MOUNT VERNON 310	105	83	0
0088 MOUNT VERNON 311	98	84	0
0089 MOUNT VERNON 312	110	77	0
0090 MOUNT VERNON 314	202	174	0
0091 MOUNT VERNON 315	122	121	0
0092 MOUNT VERNON 316	265	190	0
0093 MOUNT VERNON 319	186	193	1
0094 MOUNT VERNON 321	226	231	1
0095 MOUNT VERNON 322	186	174	1
0096 MOUNT VERNON 326	0	0	0
0097 MOUNT VERNON 327	41	20	0
0098 MOUNT VERNON 328	31	33	0
0099 SEDRO WOOLLEY 401	124	98	0
0100 SEDRO WOOLLEY 402	209	146	1
0101 SEDRO WOOLLEY 403	106	116	0
0102 SEDRO WOOLLEY 404	200	185	2
0103 SEDRO WOOLLEY 405	200	134	0
0104 SEDRO WOOLLEY 406	162	153	0
0105 BURLINGTON 501	87	80	1
0106 BURLINGTON 502	93	60	0
0107 BURLINGTON 503	100	79	2
0108 BURLINGTON 504	52	65	0
0109 BURLINGTON 505	174	125	1
0110 BURLINGTON 506	72	67	0



200211200102
Skagit County Auditor

	VOTES	PERCENT		VOTES	PERCENT
STATE SUPREME COURT JUSTICE POS 3					
Vote for 1					
01 = Jim Johnson (NP)	14,719	53.51			
02 = Mary Fairhurst (NP)	12,741	46.32	03 = WRITE-IN	49	.18

(CONTINUED FROM PREVIOUS PAGE)

	01	02	03
0111 BURLINGTON 507	66	27	0
0112 CONCRETE 601	75	76	1
0113 HAMILTON 701	24	36	0
0114 LA CONNER 801	138	182	0
0115 LYMAN 855	36	25	0



	VOTES	PERCENT		VOTES	PERCENT
STATE SUPREME COURT JUSTICE POS 4					
Vote for 1					
01 = Charles W. Johnson (NP)	14,057	52.40			
02 = Pamela (Pam) Loginsky (NP)	12,101	45.11	03 = WRITE-IN	668	2.49

	01	02	03
0001 ALDER 101	117	68	1
0002 ALGER 102	79	68	9
0003 ALLEN 103	63	74	2
0004 DUNBAR 104	58	44	2
0005 AVON 105	153	137	5
0006 SAUK 107	145	121	4
0007 BAY VIEW 108	128	111	12
0008 BELFAST 109	86	76	5
0009 BIG LAKE 110	215	147	13
0010 BIRDSVIEW 111	166	114	6
0011 BOW 113	189	159	13
0012 CASCADE 114	38	49	2
0013 CEDARDALE 115	100	84	9
0014 CLEAR LAKE 116	170	124	0
0015 COUNTRY CLUB 117	101	56	7
0016 CONWAY 118	71	62	1
0017 DEWEY 119	270	249	16
0018 DIGBY 120	19	17	1
0019 DODGE VALLEY 121	59	67	4
0020 EDISON 122	76	95	8
0021 FIR 124	85	63	1
0022 FRUITDALE 125	239	199	5
0023 GEAR 126	171	147	17
0024 GUEMES 127	138	136	2
0025 HAMBURG 128	72	52	4
0026 HARMONY 129	118	113	8
0027 LAKE SIXTEEN 130	70	82	5
0028 LOOKOUT 132	174	176	10
0029 MANSFORD 133	25	31	1
0030 MAPES 134	71	69	6
0031 MARCH POINT 135	13	10	0
0032 McMURRAY WEST 136	100	74	5
0033 McRAE 137	147	129	5
0034 McMURRAY EAST 138	37	29	1
0035 MINKLER 139	82	77	2
0036 MONTBORNE 140	100	100	9
0037 NOOKACHAMPS 141	85	78	7
0038 SKYRIDGE 144	178	170	14
0039 PRAIRIE 145	89	97	11
0040 POINT WILLIAMS 146	145	119	8
0041 RIDGEWAY 147	118	88	5
0042 ROCKPORT 148	142	152	8
0043 SHELTER BAY 149	247	177	7
0044 SNEE OOSH 150	138	98	1
0045 STERLING 151	95	76	3
0046 SWINOMISH 153	182	172	5
0047 TINGLEY 154	93	89	6
0048 VAN FLEET 155	244	175	17
0049 VEDERE 156	75	54	0
0050 WHITNEY 157	74	50	0
0051 ROSARIO 158	226	172	4
0052 TERRACE 159	270	204	11
0053 STARBIRD 160	141	103	13
0054 COUNTY 162	0	0	0
0055 FIDALGO 164	200	162	8



200211200102
Skagit County Auditor
11/20/2002 Page 91 of 763 3:09PM

	VOTES	PERCENT		VOTES	PERCENT
STATE SUPREME COURT JUSTICE POS 4					
Vote for 1					
01 = Charles W. Johnson (NP)	14,057	52.40			
02 = Pamela (Pam) Loginsky (NP)	12,101	45.11	03 = WRITE-IN	668	2.49

(CONTINUED FROM PREVIOUS PAGE)

	01	02	03
0056 GAGES 165	112	86	3
0057 SAMISH 166	116	92	5
0058 COLLINS 167	30	33	0
0059 BLANCHARD 168	139	125	3
0060 VIEW TERRACE 170	0	0	0
0061 LAKE CAVANAUGH 171	40	28	4
0062 LITTLE MOUNTAIN 172	82	70	9
0063 RIVERBEND 173	12	10	0
0064 PADILLA 174	40	46	0
0065 FREDONIA 176	34	41	1
0066 ANACORTES 201	134	88	7
0067 ANACORTES 204	102	105	2
0068 ANACORTES 205	8	5	1
0069 ANACORTES 206	167	134	8
0070 ANACORTES 207	143	158	10
0071 ANACORTES 209	235	212	16
0072 ANACORTES 211	252	188	6
0073 ANACORTES 217	247	220	7
0074 ANACORTES 220	197	199	15
0075 ANACORTES 221	313	226	14
0076 ANACORTES 222	164	149	5
0077 ANACORTES 224	318	263	8
0078 MOUNT VERNON 301	76	81	3
0079 MOUNT VERNON 302	61	76	4
0080 MOUNT VERNON 303	155	150	8
0081 MOUNT VERNON 304	224	175	8
0082 MOUNT VERNON 305	14	12	0
0083 MOUNT VERNON 306	124	119	7
0084 MOUNT VERNON 307	166	160	15
0085 MOUNT VERNON 308	225	194	9
0086 MOUNT VERNON 309	107	105	12
0087 MOUNT VERNON 310	87	93	5
0088 MOUNT VERNON 311	96	81	5
0089 MOUNT VERNON 312	98	82	4
0090 MOUNT VERNON 314	202	159	4
0091 MOUNT VERNON 315	118	116	7
0092 MOUNT VERNON 316	246	190	13
0093 MOUNT VERNON 319	203	161	7
0094 MOUNT VERNON 321	213	219	21
0095 MOUNT VERNON 322	172	148	14
0096 MOUNT VERNON 326	0	0	0
0097 MOUNT VERNON 327	28	23	4
0098 MOUNT VERNON 328	32	28	2
0099 SEDRO WOOLLEY 401	114	99	5
0100 SEDRO WOOLLEY 402	189	152	2
0101 SEDRO WOOLLEY 403	113	109	1
0102 SEDRO WOOLLEY 404	190	190	3
0103 SEDRO WOOLLEY 405	180	136	8
0104 SEDRO WOOLLEY 406	175	130	2
0105 BURLINGTON 501	83	78	6
0106 BURLINGTON 502	80	62	8
0107 BURLINGTON 503	86	88	6
0108 BURLINGTON 504	51	61	0
0109 BURLINGTON 505	155	130	9
0110 BURLINGTON 506	73	63	0



200211200102
Skagit County Auditor

	VOTES	PERCENT		VOTES	PERCENT
STATE SUPREME COURT JUSTICE POS 4					
Vote for 1					
01 = Charles W. Johnson (NP)	14,057	52.40			
02 = Pamela (Pam) Loginsky (NP)	12,101	45.11	03 = WRITE-IN	668	2.49

(CONTINUED FROM PREVIOUS PAGE)

	01	02	03
0111 BURLINGTON 507	48	44	0
0112 CONCRETE 601	76	68	7
0113 HAMILTON 701	29	26	0
0114 LA CONNER 801	167	144	4
0115 LYMAN 855	29	26	2



200211200102

Skagit County Auditor

RUN DATE:11/20/02 10:41 AM

VOTES PERCENT

STATE SUPREME COURT JUSTICE POS 7

Vote for 1

01 = Bobbe J. Bridge (NP)

22,109 99.29

02 = WRITE-IN

157 .71

01 02

0001 ALDER 101	161	0
0002 ALGER 102	129	2
0003 ALLEN 103	104	1
0004 DUNBAR 104	87	0
0005 AVON 105	230	2
0006 SAUK 107	235	4
0007 BAY VIEW 108	202	0
0008 BELFAST 109	137	2
0009 BIG LAKE 110	310	3
0010 BIRDSVIEW 111	241	4
0011 BOW 113	298	0
0012 CASCADE 114	63	0
0013 CEDARDALE 115	152	2
0014 CLEAR LAKE 116	247	2
0015 COUNTRY CLUB 117	146	2
0016 CONWAY 118	101	0
0017 DEWEY 119	419	1
0018 DIGBY 120	29	1
0019 DODGE VALLEY 121	104	1
0020 EDISON 122	137	2
0021 FIR 124	122	1
0022 FRUITDALE 125	370	4
0023 GEAR 126	286	1
0024 GUEMES 127	210	2
0025 HAMBURG 128	102	1
0026 HARMONY 129	198	1
0027 LAKE SIXTEEN 130	126	3
0028 LOOKOUT 132	283	3
0029 MANSFORD 133	43	1
0030 MAPES 134	128	0
0031 MARCH POINT 135	19	0
0032 McMURRAY WEST 136	143	0
0033 McRAE 137	225	2
0034 McMURRAY EAST 138	57	0
0035 MINKLER 139	138	2
0036 MONTBORNE 140	171	2
0037 NOOKACHAMPS 141	145	2
0038 SKYRIDGE 144	298	1
0039 PRAIRIE 145	153	2
0040 POINT WILLIAMS 146	217	0
0041 RIDGEWAY 147	177	0
0042 ROCKPORT 148	245	4
0043 SHELTER BAY 149	343	1
0044 SNEE OOSH 150	192	2
0045 STERLING 151	139	1
0046 SWINOMISH 153	305	3
0047 TINGLEY 154	149	2
0048 VAN FLEET 155	345	2
0049 VEDERE 156	113	1
0050 WHITNEY 157	107	0
0051 ROSARIO 158	307	1
0052 TERRACE 159	423	1
0053 STARBIRD 160	220	3
0054 COUNTY 162	0	0
0055 FIDALGO 164	303	1



200211200102

Skagit County Auditor

RUN DATE:11/20/02 10:41 AM

STATE SUPREME COURT JUSTICE POS 7

VOTES PERCENT

Vote for 1

01 = Bobbe J. Bridge (NP)	22,109	99.29
02 = WRITE-IN	157	.71

(CONTINUED FROM PREVIOUS PAGE)

	01	02
0056 GAGES 165	191	0
0057 SAMISH 166	165	0
0058 COLLINS 167	55	0
0059 BLANCHARD 168	187	0
0060 VIEW TERRACE 170	1	0
0061 LAKE CAVANAUGH 171	58	1
0062 LITTLE MOUNTAIN 172	133	0
0063 RIVERBEND 173	17	0
0064 PADILLA 174	72	0
0065 FREDONIA 176	55	0
0066 ANACORTES 201	179	3
0067 ANACORTES 204	171	2
0068 ANACORTES 205	12	0
0069 ANACORTES 206	255	1
0070 ANACORTES 207	254	1
0071 ANACORTES 209	390	5
0072 ANACORTES 211	346	4
0073 ANACORTES 217	397	6
0074 ANACORTES 220	355	1
0075 ANACORTES 221	427	1
0076 ANACORTES 222	277	1
0077 ANACORTES 224	434	3
0078 MOUNT VERNON 301	135	2
0079 MOUNT VERNON 302	123	1
0080 MOUNT VERNON 303	270	2
0081 MOUNT VERNON 304	346	6
0082 MOUNT VERNON 305	23	0
0083 MOUNT VERNON 306	208	1
0084 MOUNT VERNON 307	288	0
0085 MOUNT VERNON 308	354	4
0086 MOUNT VERNON 309	179	1
0087 MOUNT VERNON 310	160	2
0088 MOUNT VERNON 311	152	1
0089 MOUNT VERNON 312	170	2
0090 MOUNT VERNON 314	319	1
0091 MOUNT VERNON 315	202	0
0092 MOUNT VERNON 316	367	3
0093 MOUNT VERNON 319	311	2
0094 MOUNT VERNON 321	383	4
0095 MOUNT VERNON 322	283	2
0096 MOUNT VERNON 326	0	0
0097 MOUNT VERNON 327	51	0
0098 MOUNT VERNON 328	58	0
0099 SEDRO WOOLLEY 401	177	2
0100 SEDRO WOOLLEY 402	291	1
0101 SEDRO WOOLLEY 403	191	1
0102 SEDRO WOOLLEY 404	339	0
0103 SEDRO WOOLLEY 405	291	2
0104 SEDRO WOOLLEY 406	264	0
0105 BURLINGTON 501	151	0
0106 BURLINGTON 502	124	0
0107 BURLINGTON 503	151	3
0108 BURLINGTON 504	99	0
0109 BURLINGTON 505	233	3
0110 BURLINGTON 506	124	0



200211200102

Skagit County Auditor

RUN DATE:11/20/02 10:41 AM

VOTES PERCENT

STATE SUPREME COURT JUSTICE POS 7

Vote for 1

01 = Bobbe J. Bridge (NP)

22,109 99.29

02 = WRITE-IN

157 .71

(CONTINUED FROM PREVIOUS PAGE)

01 02

0111 BURLINGTON 507

78 0

0112 CONCRETE 601

127 1

0113 HAMILTON 701

47 0

0114 LA CONNER 801

223 1

0115 LYMAN 855

52 1



200211200102

Skagit County Auditor

RUN DATE:11/20/02 10:41 AM

COUNTY DISTRICT COURT JUDGE POS 1

VOTES PERCENT

Vote for 1

01 = Stephen R. Skelton (NP)

22,762 99.22

02 = WRITE-IN

180 .78

01 02

0001 ALDER 101	161	1
0002 ALGER 102	139	1
0003 ALLEN 103	113	0
0004 DUNBAR 104	89	0
0005 AVON 105	251	2
0006 SAUK 107	240	2
0007 BAY VIEW 108	216	1
0008 BELFAST 109	140	2
0009 BIG LAKE 110	333	3
0010 BIRDSVIEW 111	244	3
0011 BOW 113	304	0
0012 CASCADE 114	64	3
0013 CEDARDALE 115	168	3
0014 CLEAR LAKE 116	258	2
0015 COUNTRY CLUB 117	150	0
0016 CONWAY 118	100	0
0017 DEWEY 119	424	4
0018 DIGBY 120	29	1
0019 DODGE VALLEY 121	104	0
0020 EDISON 122	151	0
0021 FIR 124	131	1
0022 FRUITDALE 125	383	1
0023 GEAR 126	296	0
0024 GUEMES 127	207	1
0025 HAMBURG 128	104	1
0026 HARMONY 129	201	4
0027 LAKE SIXTEEN 130	124	1
0028 LOOKOUT 132	275	6
0029 MANSFORD 133	43	1
0030 MAPES 134	131	2
0031 MARCH POINT 135	19	0
0032 McMURRAY WEST 136	154	1
0033 McRAE 137	230	4
0034 McMURRAY EAST 138	60	0
0035 MINKLER 139	135	1
0036 MONTBORNE 140	176	2
0037 NOOKACHAMPS 141	149	1
0038 SKYRIDGE 144	305	3
0039 PRAIRIE 145	155	2
0040 POINT WILLIAMS 146	225	1
0041 RIDGEWAY 147	184	0
0042 ROCKPORT 148	244	4
0043 SHELTER BAY 149	333	2
0044 SNEE OOSH 150	198	2
0045 STERLING 151	144	3
0046 SWINOMISH 153	302	1
0047 TINGLEY 154	165	2
0048 VAN FLEET 155	363	3
0049 VEDERE 156	118	1
0050 WHITNEY 157	111	0
0051 ROSARIO 158	318	0
0052 TERRACE 159	446	2
0053 STARBIRD 160	218	3
0054 COUNTY 162	0	0
0055 FIDALGO 164	308	1



200211200102

Skagit County Auditor

COUNTY DISTRICT COURT JUDGE POS 1

VOTES PERCENT

Vote for 1

01 = Stephen R. Skelton (NP)

22,762 99.22

02 = WRITE-IN

180 .78

(CONTINUED FROM PREVIOUS PAGE)

	01	02
0056 GAGES 165	195	1
0057 SAMISH 166	166	3
0058 COLLINS 167	56	0
0059 BLANCHARD 168	193	1
0060 VIEW TERRACE 170	1	0
0061 LAKE CAVANAUGH 171	58	3
0062 LITTLE MOUNTAIN 172	132	3
0063 RIVERBEND 173	19	0
0064 PADILLA 174	77	0
0065 FREDONIA 176	61	1
0066 ANACORTES 201	191	3
0067 ANACORTES 204	179	3
0068 ANACORTES 205	14	0
0069 ANACORTES 206	273	0
0070 ANACORTES 207	266	2
0071 ANACORTES 209	411	3
0072 ANACORTES 211	367	2
0073 ANACORTES 217	410	6
0074 ANACORTES 220	363	2
0075 ANACORTES 221	441	1
0076 ANACORTES 222	279	0
0077 ANACORTES 224	444	4
0078 MOUNT VERNON 301	137	1
0079 MOUNT VERNON 302	122	4
0080 MOUNT VERNON 303	274	4
0081 MOUNT VERNON 304	358	4
0082 MOUNT VERNON 305	23	0
0083 MOUNT VERNON 306	207	3
0084 MOUNT VERNON 307	308	1
0085 MOUNT VERNON 308	361	4
0086 MOUNT VERNON 309	184	3
0087 MOUNT VERNON 310	165	2
0088 MOUNT VERNON 311	161	2
0089 MOUNT VERNON 312	177	0
0090 MOUNT VERNON 314	331	1
0091 MOUNT VERNON 315	212	1
0092 MOUNT VERNON 316	384	0
0093 MOUNT VERNON 319	327	1
0094 MOUNT VERNON 321	390	2
0095 MOUNT VERNON 322	293	3
0096 MOUNT VERNON 326	0	0
0097 MOUNT VERNON 327	51	0
0098 MOUNT VERNON 328	60	0
0099 SEDRO WOOLLEY 401	186	1
0100 SEDRO WOOLLEY 402	294	0
0101 SEDRO WOOLLEY 403	193	3
0102 SEDRO WOOLLEY 404	335	2
0103 SEDRO WOOLLEY 405	295	1
0104 SEDRO WOOLLEY 406	264	0
0105 BURLINGTON 501	147	0
0106 BURLINGTON 502	137	2
0107 BURLINGTON 503	153	5
0108 BURLINGTON 504	105	0
0109 BURLINGTON 505	239	2
0110 BURLINGTON 506	125	0



200211200102
Skagit County Auditor

RUN DATE:11/20/02 10:41 AM

VOTES PERCENT

COUNTY DISTRICT COURT JUDGE POS 1

Vote for 1

01 = Stephen R. Skelton (NP)

22,762 99.22

02 = WRITE-IN

180 .78

(CONTINUED FROM PREVIOUS PAGE)

01 02

0111 BURLINGTON 507

79 0

0112 CONCRETE 601

126 2

0113 HAMILTON 701

50 0

0114 LA CONNER 801

227 2

0115 LYMAN 855

53 1



200211200102

Skagit County Auditor

RUN DATE:11/20/02 10:41 AM

COUNTY DISTRICT COURT JUDGE POS 2

VOTES PERCENT

Vote for 1

01 = David A. Svaren (NP)

02 = WRITE-IN

22,256 99.28
161 .72

	01	02
0001 ALDER 101	160	0
0002 ALGER 102	132	2
0003 ALLEN 103	117	0
0004 DUNBAR 104	87	0
0005 AVON 105	242	0
0006 SAUK 107	233	3
0007 BAY VIEW 108	224	0
0008 BELFAST 109	146	0
0009 BIG LAKE 110	317	2
0010 BIRDSVIEW 111	239	3
0011 BOW 113	311	1
0012 CASCADE 114	65	2
0013 CEDARDALE 115	157	2
0014 CLEAR LAKE 116	246	4
0015 COUNTRY CLUB 117	151	0
0016 CONWAY 118	99	0
0017 DEWEY 119	403	6
0018 DIGBY 120	30	1
0019 DODGE VALLEY 121	101	0
0020 EDISON 122	143	0
0021 FIR 124	123	1
0022 FRUITDALE 125	373	0
0023 GEAR 126	306	0
0024 GUEMES 127	195	2
0025 HAMBURG 128	109	1
0026 HARMONY 129	203	2
0027 LAKE SIXTEEN 130	120	2
0028 LOOKOUT 132	284	4
0029 MANSFORD 133	41	1
0030 MAPES 134	135	3
0031 MARCH POINT 135	18	0
0032 McMURRAY WEST 136	151	0
0033 McRAE 137	229	3
0034 McMURRAY EAST 138	55	0
0035 MINKLER 139	131	3
0036 MONTBORNE 140	173	3
0037 NOOKACHAMPS 141	147	0
0038 SKYRIDGE 144	306	2
0039 PRAIRIE 145	149	2
0040 POINT WILLIAMS 146	225	1
0041 RIDGEWAY 147	178	1
0042 ROCKPORT 148	244	1
0043 SHELTER BAY 149	323	3
0044 SNEE OOSH 150	187	3
0045 STERLING 151	144	1
0046 SWINOMISH 153	291	1
0047 TINGLEY 154	155	0
0048 VAN FLEET 155	355	1
0049 VEDERE 156	126	3
0050 WHITNEY 157	107	0
0051 ROSARIO 158	296	1
0052 TERRACE 159	460	1
0053 STARBIRD 160	220	2
0054 COUNTY 162	0	0
0055 FIDALGO 164	290	1



200211200102
Skagit County Auditor

COUNTY DISTRICT COURT JUDGE POS 2

VOTES PERCENT

Vote for 1

01 = David A. Svaren (NP)

22,256 99.28

02 = WRITE-IN

161 .72

(CONTINUED FROM PREVIOUS PAGE)

	01	02
0056 GAGES 165	198	1
0057 SAMISH 166	164	2
0058 COLLINS 167	53	1
0059 BLANCHARD 168	188	1
0060 VIEW TERRACE 170	1	0
0061 LAKE CAVANAUGH 171	57	1
0062 LITTLE MOUNTAIN 172	127	1
0063 RIVERBEND 173	17	0
0064 PADILLA 174	81	0
0065 FREDONIA 176	58	0
0066 ANACORTES 201	178	2
0067 ANACORTES 204	172	2
0068 ANACORTES 205	12	0
0069 ANACORTES 206	254	1
0070 ANACORTES 207	257	2
0071 ANACORTES 209	387	5
0072 ANACORTES 211	344	2
0073 ANACORTES 217	381	7
0074 ANACORTES 220	352	3
0075 ANACORTES 221	414	2
0076 ANACORTES 222	272	0
0077 ANACORTES 224	421	2
0078 MOUNT VERNON 301	132	1
0079 MOUNT VERNON 302	121	2
0080 MOUNT VERNON 303	269	2
0081 MOUNT VERNON 304	352	2
0082 MOUNT VERNON 305	23	0
0083 MOUNT VERNON 306	206	1
0084 MOUNT VERNON 307	299	0
0085 MOUNT VERNON 308	350	2
0086 MOUNT VERNON 309	181	1
0087 MOUNT VERNON 310	162	3
0088 MOUNT VERNON 311	152	1
0089 MOUNT VERNON 312	169	0
0090 MOUNT VERNON 314	327	1
0091 MOUNT VERNON 315	208	1
0092 MOUNT VERNON 316	374	1
0093 MOUNT VERNON 319	319	1
0094 MOUNT VERNON 321	382	4
0095 MOUNT VERNON 322	291	1
0096 MOUNT VERNON 326	0	0
0097 MOUNT VERNON 327	50	0
0098 MOUNT VERNON 328	59	0
0099 SEDRO WOOLLEY 401	188	2
0100 SEDRO WOOLLEY 402	293	0
0101 SEDRO WOOLLEY 403	191	1
0102 SEDRO WOOLLEY 404	331	3
0103 SEDRO WOOLLEY 405	295	0
0104 SEDRO WOOLLEY 406	260	0
0105 BURLINGTON 501	145	0
0106 BURLINGTON 502	135	2
0107 BURLINGTON 503	154	4
0108 BURLINGTON 504	96	3
0109 BURLINGTON 505	257	3
0110 BURLINGTON 506	129	1



200211200102
Skagit County Auditor

RUN DATE:11/20/02 10:41 AM

VOTES PERCENT

COUNTY DISTRICT COURT JUDGE POS 2

Vote for 1

01 = David A. Svaren (NP)

02 = WRITE-IN

22,256 99.28
161 .72

(CONTINUED FROM PREVIOUS PAGE)

	01	02
0111 BURLINGTON 507	81	0
0112 CONCRETE 601	125	2
0113 HAMILTON 701	45	0
0114 LA CONNER 801	210	2
0115 LYMAN 855	55	4



200211200102

Skagit County Auditor

PUBLIC UTILITY DIST COMMISSIONER NO. 1

VOTES PERCENT

VOTES PERCENT

Vote for 1

01 = Ann Marie Humphreys (NP)

12,448 47.97

02 = Al Littlefield (NP)

13,461 51.87

03 = WRITE-IN

41 .16

01 02 03

0001 ALDER 101	87	105	0
0002 ALGER 102	77	70	0
0003 ALLEN 103	72	70	0
0004 DUNBAR 104	53	49	0
0005 AVON 105	136	153	1
0006 SAUK 107	147	122	1
0007 BAY VIEW 108	127	114	0
0008 BELFAST 109	82	80	0
0009 BIG LAKE 110	169	172	2
0010 BIRDSVIEW 111	139	139	1
0011 BOW 113	179	186	0
0012 CASCADE 114	50	34	0
0013 CEDARDALE 115	95	98	0
0014 CLEAR LAKE 116	150	139	0
0015 COUNTRY CLUB 117	64	99	1
0016 CONWAY 118	67	53	1
0017 DEWEY 119	233	335	0
0018 DIGBY 120	14	20	1
0019 DODGE VALLEY 121	75	56	0
0020 EDISON 122	89	84	0
0021 FIR 124	44	91	1
0022 FRUITDALE 125	222	220	0
0023 GEAR 126	150	183	1
0024 GUEMES 127	137	120	0
0025 HAMBURG 128	51	74	0
0026 HARMONY 129	96	129	1
0027 LAKE SIXTEEN 130	62	75	0
0028 LOOKOUT 132	186	146	1
0029 MANSFORD 133	36	13	1
0030 MAPES 134	84	63	0
0031 MARCH POINT 135	11	11	0
0032 McMURRAY WEST 136	84	81	0
0033 McRAE 137	142	136	0
0034 McMURRAY EAST 138	33	25	0
0035 MINKLER 139	70	82	1
0036 MONTBORNE 140	102	96	1
0037 NOOKACHAMPS 141	89	72	1
0038 SKYRIDGE 144	161	172	0
0039 PRAIRIE 145	96	76	1
0040 POINT WILLIAMS 146	127	114	0
0041 RIDGEWAY 147	88	122	0
0042 ROCKPORT 148	163	120	0
0043 SHELTER BAY 149	180	195	0
0044 SNEE OOSH 150	123	105	1
0045 STERLING 151	61	102	0
0046 SWINOMISH 153	192	141	1
0047 TINGLEY 154	96	69	0
0048 VAN FLEET 155	211	227	0
0049 VEDERE 156	54	76	1
0050 WHITNEY 157	47	65	0
0051 ROSARIO 158	160	231	0
0052 TERRACE 159	203	268	2
0053 STARBIRD 160	117	120	0
0054 COUNTY 162	0	0	0
0055 FIDALGO 164	129	246	1



200211200102
Skagit County Auditor

	VOTES	PERCENT		VOTES	PERCENT
PUBLIC UTILITY DIST COMMISSIONER NO. 1					
Vote for 1					
01 = Ann Marie Humphreys (NP)	12,448	47.97			
02 = Al Littlefield (NP)	13,461	51.87	03 = WRITE-IN	41	.16

(CONTINUED FROM PREVIOUS PAGE)

	01	02	03
0056 GAGES 165	99	98	0
0057 SAMISH 166	82	114	0
0058 COLLINS 167	33	28	0
0059 BLANCHARD 168	134	99	0
0060 VIEW TERRACE 170	0	0	0
0061 LAKE CAVANAUGH 171	21	39	0
0062 LITTLE MOUNTAIN 172	70	80	0
0063 RIVERBEND 173	12	13	0
0064 PADILLA 174	49	41	0
0065 FREDONIA 176	38	41	0
0066 ANACORTES 201	93	148	1
0067 ANACORTES 204	77	135	1
0068 ANACORTES 205	8	6	0
0069 ANACORTES 206	107	216	1
0070 ANACORTES 207	129	205	0
0071 ANACORTES 209	169	294	1
0072 ANACORTES 211	158	296	0
0073 ANACORTES 217	198	299	3
0074 ANACORTES 220	167	261	0
0075 ANACORTES 221	226	316	1
0076 ANACORTES 222	130	186	0
0077 ANACORTES 224	226	316	0
0078 MOUNT VERNON 301	89	60	0
0079 MOUNT VERNON 302	75	52	1
0080 MOUNT VERNON 303	151	143	2
0081 MOUNT VERNON 304	180	196	0
0082 MOUNT VERNON 305	16	9	0
0083 MOUNT VERNON 306	138	108	0
0084 MOUNT VERNON 307	176	140	0
0085 MOUNT VERNON 308	203	208	0
0086 MOUNT VERNON 309	110	100	0
0087 MOUNT VERNON 310	96	84	1
0088 MOUNT VERNON 311	76	91	0
0089 MOUNT VERNON 312	86	108	0
0090 MOUNT VERNON 314	167	192	0
0091 MOUNT VERNON 315	127	101	0
0092 MOUNT VERNON 316	206	221	1
0093 MOUNT VERNON 319	166	172	1
0094 MOUNT VERNON 321	245	194	0
0095 MOUNT VERNON 322	174	142	0
0096 MOUNT VERNON 326	0	0	0
0097 MOUNT VERNON 327	30	29	0
0098 MOUNT VERNON 328	39	24	0
0099 SEDRO WOOLLEY 401	117	96	1
0100 SEDRO WOOLLEY 402	188	152	0
0101 SEDRO WOOLLEY 403	119	95	0
0102 SEDRO WOOLLEY 404	217	159	0
0103 SEDRO WOOLLEY 405	160	161	0
0104 SEDRO WOOLLEY 406	139	159	0
0105 BURLINGTON 501	85	68	0
0106 BURLINGTON 502	68	82	1
0107 BURLINGTON 503	82	90	1
0108 BURLINGTON 504	56	47	0
0109 BURLINGTON 505	141	136	0
0110 BURLINGTON 506	69	70	0



200211200102
Skagit County Auditor

		VOTES	PERCENT			VOTES	PERCENT
PUBLIC UTILITY DIST COMMISSIONER NO. 1							
Vote for 1							
01 = Ann Marie Humphreys (NP)		12,448	47.97				
02 = Al Littlefield (NP)		13,461	51.87	03 = WRITE-IN		41	.16

(CONTINUED FROM PREVIOUS PAGE)	01	02	03
0111 BURLINGTON 507	34	56	0
0112 CONCRETE 601	67	79	1
0113 HAMILTON 701	33	23	0
0114 LA CONNER 801	160	104	0
0115 LYMAN 855	25	35	0



200211200102
Skagit County Auditor

RUN DATE:11/20/02 10:41 AM

VOTES PERCENT

FIRE DISTRICT NO. 9

Vote for 1

01 = APPROVED?

491 63.27

02 = REJECTED?

285 36.73

	01	02
0009 BIG LAKE 110	274	158
0018 DIGBY 120	5	17
0032 McMURRAY WEST 136	67	34
0034 McMURRAY EAST 138	4	13
0036 MONTBORNE 140	124	53
0062 LITTLE MOUNTAIN 172	17	10



200211200102
Skagit County Auditor

RUN DATE:11/20/02 10:41 AM

VOTES PERCENT

FIRE DISTRICT NO. 16

Vote for 1

01 = APPROVED?

02 = REJECTED?

206 82.73
43 17.27

01 02

0006 SAUK 107
0047 TINGLEY 154

0 0
206 43



200211200102
Skagit County Auditor

RUN DATE:11/20/02 10:41 AM

VOTES PERCENT

FIRE DISTRICT NO. 19

Vote for 1

01 = APPROVED?

02 = REJECTED?

253 68.38

117 31.62

01 02

1 2

0006 SAUK 107

0012 CASCADE 114

0029 MANSFORD 133

0042 ROCKPORT 148

64 33

1 3

187 79



200211200102

Skagit County Auditor

**NOVEMBER 5, 2002
GENERAL ELECTION**

**POLL RESULTS
BY PRECINCT**



200211200102
Skagit County Auditor
11/20/2002 Page 109 of 263 3:09PM


NUMBERED KEY CANVASS

RUN DATE:11/20/02 10:52 AM

SKAGIT COUNTY
OFFICIAL RESULTS
(ELECTION DAY)

REPORT-EL52 PAGE 0001

01 = REGISTERED VOTERS - TOTAL	TOTAL 0	PERCENT	02 = BALLOTS CAST - TOTAL	TOTAL 16,092	PERCENT
	01	02			
0001 ALDER 101	0	. 110			
0002 ALGER 102	0	. 93			
0003 ALLEN 103	0	. 96			
0004 DUNBAR 104	0	. 52			
0005 AVON 105	0	. 183			
0006 SAUK 107	0	. 176			
0007 BAY VIEW 108	0	. 210			
0008 BELFAST 109	0	. 94			
0009 BIG LAKE 110	0	. 243			
0010 BIRDSVIEW 111	0	. 200			
0011 BOW 113	0	. 220			
0012 CASCADE 114	0	. 57			
0013 CEDARDALE 115	0	. 138			
0014 CLEAR LAKE 116	0	. 208			
0015 COUNTRY CLUB 117	0	. 39			
0016 CONWAY 118	0	. 99			
0017 DEWEY 119	0	. 251			
0018 DIGBY 120	0	. 41			
0019 DODGE VALLEY 121	0	. 51			
0020 EDISON 122	0	. 161			
0021 FIR 124	0	. 113			
0022 FRUITDALE 125	0	. 236			
0023 GEAR 126	0	. 230			
0024 GUEMES 127	0	. 183			
0025 HAMBURG 128	0	. 41			
0026 HARMONY 129	0	. 162			
0027 LAKE SIXTEEN 130	0	. 116			
0028 LOOKOUT 132	0	. 227			
0029 MANSFORD 133	0	. 73			
0030 MAPES 134	0	. 108			
0031 MARCH POINT 135	0	. 26			
0032 McMURRAY WEST 136	0	. 59			
0033 McRAE 137	0	. 188			
0034 McMURRAY EAST 138	0	. 26			
0035 MINKLER 139	0	. 95			
0036 MONTBORNE 140	0	. 147			
0037 NOOKACHAMPS 141	0	. 108			
0038 SKYRIDGE 144	0	. 244			
0039 PRAIRIE 145	0	. 144			
0040 POINT WILLIAMS 146	0	. 170			
0041 RIDGEWAY 147	0	. 128			
0042 ROCKPORT 148	0	. 195			
0043 SHELTER BAY 149	0	. 165			
0044 SNEE OOSH 150	0	. 161			
0045 STERLING 151	0	. 105			
0046 SWINOMISH 153	0	. 216			
0047 TINGLEY 154	0	. 158			
0048 VAN FLEET 155	0	. 303			
0049 VEDERE 156	0	. 35			
0050 WHITNEY 157	0	. 74			
0051 ROSARIO 158	0	. 173			
0052 TERRACE 159	0	. 232			
0053 STARBIRD 160	0	. 153			
0054 COUNTY 162	0	. . 0			
0055 FIDALGO 164	0	. 139			
0056 GAGES 165	0	. 92			
0057 SAMISH 166	0	. 151			


 200211200102
 Skagit County Auditor
 11/20/2002 Page 110 of 263 3:09PM

01 = REGISTERED VOTERS - TOTAL	TOTAL 0	PERCENT	02 = BALLOTS CAST - TOTAL	TOTAL 16,092	PERCENT
(CONTINUED FROM PREVIOUS PAGE)	01	02			
0058 COLLINS 167	0	. 34			
0059 BLANCHARD 168	0	. 174			
0060 VIEW TERRACE 170	0	. . 2			
0061 LAKE CAVANAUGH 171	0	. 15			
0062 LITTLE MOUNTAIN 172	0	. 69			
0063 RIVERBEND 173	0	. 24			
0064 PADILLA 174	0	. 56			
0065 FREDONIA 176	0	. 40			
0066 ANACORTES 201	0	. 152			
0067 ANACORTES 204	0	. 111			
0068 ANACORTES 205	0	. 12			
0069 ANACORTES 206	0	. 158			
0070 ANACORTES 207	0	. 191			
0071 ANACORTES 209	0	. 278			
0072 ANACORTES 211	0	. 227			
0073 ANACORTES 217	0	. 288			
0074 ANACORTES 220	0	. 213			
0075 ANACORTES 221	0	. 308			
0076 ANACORTES 222	0	. 173			
0077 ANACORTES 224	0	. 297			
0078 MOUNT VERNON 301	0	. 99			
0079 MOUNT VERNON 302	0	. 101			
0080 MOUNT VERNON 303	0	. 187			
0081 MOUNT VERNON 304	0	. 229			
0082 MOUNT VERNON 305	0	. 17			
0083 MOUNT VERNON 306	0	. 166			
0084 MOUNT VERNON 307	0	. 266			
0085 MOUNT VERNON 308	0	. 229			
0086 MOUNT VERNON 309	0	. 123			
0087 MOUNT VERNON 310	0	. 131			
0088 MOUNT VERNON 311	0	. 93			
0089 MOUNT VERNON 312	0	. 110			
0090 MOUNT VERNON 314	0	. 192			
0091 MOUNT VERNON 315	0	. 151			
0092 MOUNT VERNON 316	0	. 234			
0093 MOUNT VERNON 319	0	. 219			
0094 MOUNT VERNON 321	0	. 259			
0095 MOUNT VERNON 322	0	. 217			
0096 MOUNT VERNON 326	0	. . 0			
0097 MOUNT VERNON 327	0	. 79			
0098 MOUNT VERNON 328	0	. 46			
0099 SEDRO WOOLLEY 401	0	. 103			
0100 SEDRO WOOLLEY 402	0	. 219			
0101 SEDRO WOOLLEY 403	0	. 144			
0102 SEDRO WOOLLEY 404	0	. 241			
0103 SEDRO WOOLLEY 405	0	. 236			
0104 SEDRO WOOLLEY 406	0	. 199			
0105 BURLINGTON 501	0	. 115			
0106 BURLINGTON 502	0	. 108			
0107 BURLINGTON 503	0	. 118			
0108 BURLINGTON 504	0	. 69			
0109 BURLINGTON 505	0	. 167			
0110 BURLINGTON 506	0	. 72			
0111 BURLINGTON 507	0	. 28			
0112 CONCRETE 601	0	. 109			
0113 HAMILTON 701	0	. 35			
0114 LA CONNER 801	0	. 217			
0115 LYMAN 855	0	. 44			



200211200102
Skagit County Auditor

VOTES PERCENT

INITIATIVE 776

Vote for 1

01 = YES

02 = NO

8,615 54.71
7,133 45.29

01 02

0001 ALDER 101	77	33
0002 ALGER 102	56	33
0003 ALLEN 103	54	42
0004 DUNBAR 104	29	22
0005 AVON 105	90	88
0006 SAUK 107	115	58
0007 BAY VIEW 108	110	94
0008 BELFAST 109	57	36
0009 BIG LAKE 110	127	113
0010 BIRDSVIEW 111	135	64
0011 BOW 113	105	111
0012 CASCADE 114	26	30
0013 CEDARDALE 115	84	48
0014 CLEAR LAKE 116	111	92
0015 COUNTRY CLUB 117	26	12
0016 CONWAY 118	62	37
0017 DEWEY 119	111	134
0018 DIGBY 120	27	14
0019 DODGE VALLEY 121	17	30
0020 EDISON 122	77	80
0021 FIR 124	50	60
0022 FRUITDALE 125	151	80
0023 GEAR 126	145	81
0024 GUEMES 127	81	98
0025 HAMBURG 128	19	21
0026 HARMONY 129	81	72
0027 LAKE SIXTEEN 130	56	55
0028 LOOKOUT 132	134	89
0029 MANSFORD 133	46	25
0030 MAPES 134	63	40
0031 MARCH POINT 135	10	16
0032 McMURRAY WEST 136	30	27
0033 McRAE 137	115	69
0034 McMURRAY EAST 138	14	12
0035 MINKLER 139	59	34
0036 MONTBORNE 140	85	60
0037 NOOKACHAMPS 141	54	49
0038 SKYRIDGE 144	115	121
0039 PRAIRIE 145	98	45
0040 POINT WILLIAMS 146	67	100
0041 RIDGEWAY 147	80	47
0042 ROCKPORT 148	112	82
0043 SHELTER BAY 149	85	77
0044 SNEE OOSH 150	57	101
0045 STERLING 151	58	46
0046 SWINOMISH 153	95	117
0047 TINGLEY 154	100	52
0048 VAN FLEET 155	199	96
0049 VEDERE 156	17	18
0050 WHITNEY 157	39	33
0051 ROSARIO 158	84	86
0052 TERRACE 159	115	114
0053 STARBIRD 160	98	52
0054 COUNTY 162	0	0



200211200102

Skagit County Auditor

INITIATIVE 776

Vote for 1

01 = YES

02 = NO

VOTES PERCENT

8,615 54.71
7,133 45.29

(CONTINUED FROM PREVIOUS PAGE)

	01	02
0055 FIDALGO 164	72	62
0056 GAGES 165	47	45
0057 SAMISH 166	97	53
0058 COLLINS 167	25	9
0059 BLANCHARD 168	66	102
0060 VIEW TERRACE 170	1	0
0061 LAKE CAVANAUGH 171	12	3
0062 LITTLE MOUNTAIN 172	34	34
0063 RIVERBEND 173	18	6
0064 PADILLA 174	22	34
0065 FREDONIA 176	26	14
0066 ANACORTES 201	66	82
0067 ANACORTES 204	59	51
0068 ANACORTES 205	3	9
0069 ANACORTES 206	74	76
0070 ANACORTES 207	85	104
0071 ANACORTES 209	137	135
0072 ANACORTES 211	114	110
0073 ANACORTES 217	142	139
0074 ANACORTES 220	97	109
0075 ANACORTES 221	153	148
0076 ANACORTES 222	76	95
0077 ANACORTES 224	164	127
0078 MOUNT VERNON 301	62	36
0079 MOUNT VERNON 302	63	38
0080 MOUNT VERNON 303	86	95
0081 MOUNT VERNON 304	141	87
0082 MOUNT VERNON 305	16	1
0083 MOUNT VERNON 306	64	96
0084 MOUNT VERNON 307	99	160
0085 MOUNT VERNON 308	118	103
0086 MOUNT VERNON 309	66	53
0087 MOUNT VERNON 310	86	44
0088 MOUNT VERNON 311	35	57
0089 MOUNT VERNON 312	67	39
0090 MOUNT VERNON 314	90	98
0091 MOUNT VERNON 315	86	62
0092 MOUNT VERNON 316	116	115
0093 MOUNT VERNON 319	127	88
0094 MOUNT VERNON 321	138	114
0095 MOUNT VERNON 322	126	88
0096 MOUNT VERNON 326	0	0
0097 MOUNT VERNON 327	52	22
0098 MOUNT VERNON 328	29	16
0099 SEDRO WOOLLEY 401	66	36
0100 SEDRO WOOLLEY 402	119	93
0101 SEDRO WOOLLEY 403	84	60
0102 SEDRO WOOLLEY 404	147	91
0103 SEDRO WOOLLEY 405	117	116
0104 SEDRO WOOLLEY 406	119	73
0105 BURLINGTON 501	66	46
0106 BURLINGTON 502	60	45
0107 BURLINGTON 503	76	40
0108 BURLINGTON 504	41	27
0109 BURLINGTON 505	89	72



200211200102

Skagit County Auditor

INITIATIVE 776

Vote for 1

01 = YES

02 = NO

VOTES PERCENT

8,615 54.71

7,133 45.29

(CONTINUED FROM PREVIOUS PAGE)

.....
01 02
.....

0110 BURLINGTON 506

40 32

0111 BURLINGTON 507

17 10

0112 CONCRETE 601

69 39

0113 HAMILTON 701

20 15

0114 LA CONNER 801

93 117

0115 LYMAN 855

27 16



200211200102

Skagit County Auditor

INITIATIVE 790

Vote for 1

01 = YES

02 = NO

VOTES PERCENT

8,221 53.41
7,170 46.59

	01	02
0001 ALDER 101	69	38
0002 ALGER 102	47	40
0003 ALLEN 103	53	40
0004 DUNBAR 104	34	15
0005 AVON 105	109	68
0006 SAUK 107	112	57
0007 BAY VIEW 108	114	88
0008 BELFAST 109	45	46
0009 BIG LAKE 110	128	105
0010 BIRDSVIEW 111	114	81
0011 BOW 113	112	96
0012 CASCADE 114	21	30
0013 CEDARDALE 115	70	63
0014 CLEAR LAKE 116	104	95
0015 COUNTRY CLUB 117	15	21
0016 CONWAY 118	50	45
0017 DEWEY 119	126	115
0018 DIGBY 120	20	21
0019 DODGE VALLEY 121	21	22
0020 EDISON 122	79	74
0021 FIR 124	49	55
0022 FRUITDALE 125	131	99
0023 GEAR 126	126	92
0024 GUEMES 127	69	98
0025 HAMBURG 128	16	24
0026 HARMONY 129	62	87
0027 LAKE SIXTEEN 130	52	54
0028 LOOKOUT 132	136	80
0029 MANSFORD 133	37	32
0030 MAPES 134	55	49
0031 MARCH POINT 135	17	9
0032 McMURRAY WEST 136	29	26
0033 McRAE 137	99	78
0034 McMURRAY EAST 138	16	9
0035 MINKLER 139	52	39
0036 MONTBORNE 140	66	74
0037 NOOKACHAMPS 141	58	44
0038 SKYRIDGE 144	116	115
0039 PRAIRIE 145	67	73
0040 POINT WILLIAMS 146	69	96
0041 RIDGEWAY 147	60	59
0042 ROCKPORT 148	119	65
0043 SHELTER BAY 149	70	93
0044 SNEE OOSH 150	63	91
0045 STERLING 151	44	60
0046 SWINOMISH 153	96	111
0047 TINGLEY 154	86	60
0048 VAN FLEET 155	152	139
0049 VEDERE 156	13	22
0050 WHITNEY 157	29	42
0051 ROSARIO 158	77	91
0052 TERRACE 159	125	89
0053 STARBIRD 160	77	69
0054 COUNTY 162	0	0
0055 FIDALGO 164	79	55



200211200102
Skagit County Auditor

INITIATIVE 790

Vote for 1

01 = YES

02 = NO

VOTES PERCENT

8,221 53.41

7,170 46.59

(CONTINUED FROM PREVIOUS PAGE)

	01	02
0056 GAGES 165	62	28
0057 SAMISH 166	78	70
0058 COLLINS 167	15	19
0059 BLANCHARD 168	86	75
0060 VIEW TERRACE 170	0	0
0061 LAKE CAVANAUGH 171	6	9
0062 LITTLE MOUNTAIN 172	28	41
0063 RIVERBEND 173	13	10
0064 PADILLA 174	27	28
0065 FREDONIA 176	22	16
0066 ANACORTES 201	73	73
0067 ANACORTES 204	64	45
0068 ANACORTES 205	7	5
0069 ANACORTES 206	66	83
0070 ANACORTES 207	84	99
0071 ANACORTES 209	131	131
0072 ANACORTES 211	120	101
0073 ANACORTES 217	155	120
0074 ANACORTES 220	96	103
0075 ANACORTES 221	146	151
0076 ANACORTES 222	78	92
0077 ANACORTES 224	147	145
0078 MOUNT VERNON 301	44	50
0079 MOUNT VERNON 302	51	43
0080 MOUNT VERNON 303	114	70
0081 MOUNT VERNON 304	135	90
0082 MOUNT VERNON 305	8	8
0083 MOUNT VERNON 306	78	77
0084 MOUNT VERNON 307	116	138
0085 MOUNT VERNON 308	127	92
0086 MOUNT VERNON 309	67	51
0087 MOUNT VERNON 310	78	52
0088 MOUNT VERNON 311	54	38
0089 MOUNT VERNON 312	55	44
0090 MOUNT VERNON 314	114	72
0091 MOUNT VERNON 315	76	73
0092 MOUNT VERNON 316	103	119
0093 MOUNT VERNON 319	116	96
0094 MOUNT VERNON 321	143	102
0095 MOUNT VERNON 322	111	100
0096 MOUNT VERNON 326	0	0
0097 MOUNT VERNON 327	34	40
0098 MOUNT VERNON 328	25	17
0099 SEDRO WOOLLEY 401	52	47
0100 SEDRO WOOLLEY 402	133	79
0101 SEDRO WOOLLEY 403	83	57
0102 SEDRO WOOLLEY 404	129	99
0103 SEDRO WOOLLEY 405	120	97
0104 SEDRO WOOLLEY 406	93	96
0105 BURLINGTON 501	62	49
0106 BURLINGTON 502	53	48
0107 BURLINGTON 503	69	46
0108 BURLINGTON 504	41	28
0109 BURLINGTON 505	104	55
0110 BURLINGTON 506	42	28



200211200102
Skagit County Auditor

VOTES PERCENT

INITIATIVE 790

Vote for 1

01 = YES

02 = NO

8,221 53.41

7,170 46.59

(CONTINUED FROM PREVIOUS PAGE)

01 02

0111 BURLINGTON 507

16 11

0112 CONCRETE 601

62 44

0113 HAMILTON 701

22 13

0114 LA CONNER 801

110 100

0115 LYMAN 855

22 18



200211200102
Skagit County Auditor

REFERENDUM MEASURE 53

Vote for 1

01 = APPROVED

02 = REJECTED

VOTES PERCENT

5,366 36.51
9,333 63.49

	01	02
0001 ALDER 101	24	77
0002 ALGER 102	21	63
0003 ALLEN 103	24	68
0004 DUNBAR 104	18	30
0005 AVON 105	57	106
0006 SAUK 107	59	107
0007 BAY VIEW 108	68	120
0008 BELFAST 109	26	64
0009 BIG LAKE 110	84	137
0010 BIRDSVIEW 111	53	137
0011 BOW 113	71	126
0012 CASCADE 114	19	33
0013 CEDARDALE 115	52	68
0014 CLEAR LAKE 116	58	132
0015 COUNTRY CLUB 117	12	25
0016 CONWAY 118	26	62
0017 DEWEY 119	86	141
0018 DIGBY 120	17	21
0019 DODGE VALLEY 121	17	22
0020 EDISON 122	37	109
0021 FIR 124	33	70
0022 FRUITDALE 125	70	152
0023 GEAR 126	63	144
0024 GUEMES 127	66	93
0025 HAMBURG 128	11	28
0026 HARMONY 129	43	101
0027 LAKE SIXTEEN 130	41	62
0028 LOOKOUT 132	68	143
0029 MANSFORD 133	22	39
0030 MAPES 134	45	54
0031 MARCH POINT 135	13	12
0032 McMURRAY WEST 136	19	33
0033 McRAE 137	51	120
0034 McMURRAY EAST 138	9	16
0035 MINKLER 139	28	61
0036 MONTBORNE 140	51	84
0037 NOOKACHAMPS 141	41	59
0038 SKYRIDGE 144	71	148
0039 PRAIRIE 145	33	98
0040 POINT WILLIAMS 146	61	97
0041 RIDGEWAY 147	29	89
0042 ROCKPORT 148	73	109
0043 SHELTER BAY 149	61	92
0044 SNEE OOSH 150	52	89
0045 STERLING 151	26	72
0046 SWINOMISH 153	115	93
0047 TINGLEY 154	42	100
0048 VAN FLEET 155	87	187
0049 VEDERE 156	13	21
0050 WHITNEY 157	18	46
0051 ROSARIO 158	60	99
0052 TERRACE 159	66	136
0053 STARBIRD 160	48	95
0054 COUNTY 162	0	0
0055 FIDALGO 164	58	62



200211200102
Skagit County Auditor

REFERENDUM MEASURE 53

VOTES PERCENT

Vote for 1

01 = APPROVED

5,366 36.51

02 = REJECTED

9,333 63.49

(CONTINUED FROM PREVIOUS PAGE)

	01	02
0056 GAGES 165	31	56
0057 SAMISH 166	49	94
0058 COLLINS 167	9	24
0059 BLANCHARD 168	59	98
0060 VIEW TERRACE 170	0	1
0061 LAKE CAVANAUGH 171	6	9
0062 LITTLE MOUNTAIN 172	18	48
0063 RIVERBEND 173	4	19
0064 PADILLA 174	19	30
0065 FREDONIA 176	6	31
0066 ANACORTES 201	50	90
0067 ANACORTES 204	46	59
0068 ANACORTES 205	0	12
0069 ANACORTES 206	51	83
0070 ANACORTES 207	76	101
0071 ANACORTES 209	106	143
0072 ANACORTES 211	88	121
0073 ANACORTES 217	105	159
0074 ANACORTES 220	83	112
0075 ANACORTES 221	109	179
0076 ANACORTES 222	74	86
0077 ANACORTES 224	110	166
0078 MOUNT VERNON 301	31	61
0079 MOUNT VERNON 302	30	64
0080 MOUNT VERNON 303	62	108
0081 MOUNT VERNON 304	90	130
0082 MOUNT VERNON 305	8	9
0083 MOUNT VERNON 306	70	85
0084 MOUNT VERNON 307	100	136
0085 MOUNT VERNON 308	69	139
0086 MOUNT VERNON 309	55	54
0087 MOUNT VERNON 310	39	81
0088 MOUNT VERNON 311	40	47
0089 MOUNT VERNON 312	44	49
0090 MOUNT VERNON 314	78	97
0091 MOUNT VERNON 315	58	80
0092 MOUNT VERNON 316	86	130
0093 MOUNT VERNON 319	79	116
0094 MOUNT VERNON 321	93	139
0095 MOUNT VERNON 322	67	130
0096 MOUNT VERNON 326	0	0
0097 MOUNT VERNON 327	20	50
0098 MOUNT VERNON 328	14	31
0099 SEDRO WOOLLEY 401	27	69
0100 SEDRO WOOLLEY 402	80	130
0101 SEDRO WOOLLEY 403	38	100
0102 SEDRO WOOLLEY 404	73	143
0103 SEDRO WOOLLEY 405	78	135
0104 SEDRO WOOLLEY 406	60	124
0105 BURLINGTON 501	40	63
0106 BURLINGTON 502	37	58
0107 BURLINGTON 503	39	71
0108 BURLINGTON 504	23	42
0109 BURLINGTON 505	55	96
0110 BURLINGTON 506	25	45



200211200102
Skagit County Auditor

REFERENDUM MEASURE 53

VOTES PERCENT

Vote for 1

01 = APPROVED

5,366 36.51

02 = REJECTED

9,333 63.49

(CONTINUED FROM PREVIOUS PAGE)

.....
01 02
.....

0111 BURLINGTON 507

9 18

0112 CONCRETE 601

34 65

0113 HAMILTON 701

10 22

0114 LA CONNER 801

79 118

0115 LYMAN 855

11 25



200211200102

Skagit County Auditor

REFERENDUM BILL 51

Vote for 1

01 = APPROVED

02 = REJECTED

VOTES	PERCENT
5,260	33.34
10,515	66.66

	01	02
0001 ALDER 101	20	88
0002 ALGER 102	21	69
0003 ALLEN 103	25	69
0004 DUNBAR 104	19	33
0005 AVON 105	63	119
0006 SAUK 107	43	131
0007 BAY VIEW 108	71	133
0008 BELFAST 109	17	77
0009 BIG LAKE 110	69	170
0010 BIRDSVIEW 111	33	164
0011 BOW 113	64	153
0012 CASCADE 114	12	42
0013 CEDARDALE 115	38	98
0014 CLEAR LAKE 116	58	143
0015 COUNTRY CLUB 117	8	29
0016 CONWAY 118	32	66
0017 DEWEY 119	107	140
0018 DIGBY 120	13	28
0019 DODGE VALLEY 121	25	22
0020 EDISON 122	46	113
0021 FIR 124	39	69
0022 FRUITDALE 125	50	181
0023 GEAR 126	69	158
0024 GUEMES 127	66	111
0025 HAMBURG 128	19	22
0026 HARMONY 129	45	113
0027 LAKE SIXTEEN 130	45	68
0028 LOOKOUT 132	46	176
0029 MANSFORD 133	13	59
0030 MAPES 134	34	73
0031 MARCH POINT 135	10	16
0032 McMURRAY WEST 136	22	35
0033 McRAE 137	51	135
0034 McMURRAY EAST 138	8	17
0035 MINKLER 139	25	69
0036 MONTBORNE 140	43	102
0037 NOOKACHAMPS 141	38	63
0038 SKYRIDGE 144	80	160
0039 PRAIRIE 145	35	107
0040 POINT WILLIAMS 146	61	105
0041 RIDGEWAY 147	27	98
0042 ROCKPORT 148	55	139
0043 SHELTER BAY 149	68	94
0044 SNEE OOSH 150	70	88
0045 STERLING 151	26	76
0046 SWINOMISH 153	87	126
0047 TINGLEY 154	29	124
0048 VAN FLEET 155	65	233
0049 VEDERE 156	13	22
0050 WHITNEY 157	20	52
0051 ROSARIO 158	62	109
0052 TERRACE 159	84	145
0053 STARBIRD 160	45	103
0054 COUNTY 162	0	0
0055 FIDALGO 164	51	81



200211200102

Skagit County Auditor

REFERENDUM BILL 51

Vote for 1

01 = APPROVED

02 = REJECTED

VOTES	PERCENT
5,260	33.34
10,515	66.66

(CONTINUED FROM PREVIOUS PAGE)

	01	02
0056 GAGES 165	34	57
0057 SAMISH 166	32	118
0058 COLLINS 167	2	32
0059 BLANCHARD 168	51	117
0060 VIEW TERRACE 170	2	0
0061 LAKE CAVANAUGH 171	3	12
0062 LITTLE MOUNTAIN 172	22	47
0063 RIVERBEND 173	3	21
0064 PADILLA 174	19	36
0065 FREDONIA 176	10	29
0066 ANACORTES 201	67	81
0067 ANACORTES 204	44	66
0068 ANACORTES 205	3	9
0069 ANACORTES 206	66	89
0070 ANACORTES 207	87	99
0071 ANACORTES 209	105	168
0072 ANACORTES 211	97	127
0073 ANACORTES 217	112	174
0074 ANACORTES 220	87	118
0075 ANACORTES 221	121	183
0076 ANACORTES 222	64	108
0077 ANACORTES 224	89	204
0078 MOUNT VERNON 301	37	61
0079 MOUNT VERNON 302	35	65
0080 MOUNT VERNON 303	71	111
0081 MOUNT VERNON 304	77	149
0082 MOUNT VERNON 305	2	15
0083 MOUNT VERNON 306	77	86
0084 MOUNT VERNON 307	111	150
0085 MOUNT VERNON 308	76	148
0086 MOUNT VERNON 309	56	63
0087 MOUNT VERNON 310	39	91
0088 MOUNT VERNON 311	45	48
0089 MOUNT VERNON 312	39	67
0090 MOUNT VERNON 314	74	114
0091 MOUNT VERNON 315	51	96
0092 MOUNT VERNON 316	91	140
0093 MOUNT VERNON 319	79	136
0094 MOUNT VERNON 321	108	147
0095 MOUNT VERNON 322	81	134
0096 MOUNT VERNON 326	0	0
0097 MOUNT VERNON 327	18	56
0098 MOUNT VERNON 328	17	29
0099 SEDRO WOOLLEY 401	18	83
0100 SEDRO WOOLLEY 402	59	156
0101 SEDRO WOOLLEY 403	42	100
0102 SEDRO WOOLLEY 404	69	168
0103 SEDRO WOOLLEY 405	89	138
0104 SEDRO WOOLLEY 406	48	143
0105 BURLINGTON 501	45	70
0106 BURLINGTON 502	34	67
0107 BURLINGTON 503	34	83
0108 BURLINGTON 504	22	44
0109 BURLINGTON 505	50	113
0110 BURLINGTON 506	21	51



200211200102
Skagit County Auditor

NUMBERED KEY CANVASS

RUN DATE:11/20/02 10:52 AM

SKAGIT COUNTY
OFFICIAL RESULTS
(ELECTION DAY)

(ELECTION DAY)

REPORT-EL52

PAGE 0014

REFERENDUM BILL 51

Vote for 1

01 = APPROVED

02 = REJECTED

VOTES PERCENT

5,260 33.34

10,515 66.66

(CONTINUED FROM PREVIOUS PAGE)

01 02

0111 BURLINGTON 507

8 20

0112 CONCRETE 601

29 78

0113 HAMILTON 701

10 24

0114 LA CONNER 801

87 124

0115 LYMAN 855

6 36



200211200102

Skagit County Auditor

11/20/2002 Page 123 of 163

3:09PM

HOUSE JOINT RESOLUTION 4220

Vote for 1

01 = APPROVED

02 = REJECTED

VOTES	PERCENT
10,203	67.54
4,904	32.46

	01	02
0001 ALDER 101	61	45
0002 ALGER 102	54	32
0003 ALLEN 103	62	32
0004 DUNBAR 104	31	19
0005 AVON 105	113	55
0006 SAUK 107	106	64
0007 BAY VIEW 108	147	48
0008 BELFAST 109	55	35
0009 BIG LAKE 110	168	65
0010 BIRDSVIEW 111	112	83
0011 BOW 113	134	64
0012 CASCADE 114	33	19
0013 CEDARDALE 115	75	44
0014 CLEAR LAKE 116	119	77
0015 COUNTRY CLUB 117	18	19
0016 CONWAY 118	69	25
0017 DEWEY 119	169	68
0018 DIGBY 120	26	15
0019 DODGE VALLEY 121	29	13
0020 EDISON 122	97	53
0021 FIR 124	71	31
0022 FRUITDALE 125	140	87
0023 GEAR 126	143	72
0024 GUEMES 127	122	50
0025 HAMBURG 128	34	7
0026 HARMONY 129	85	57
0027 LAKE SIXTEEN 130	79	32
0028 LOOKOUT 132	129	91
0029 MANSFORD 133	39	27
0030 MAPES 134	66	33
0031 MARCH POINT 135	16	9
0032 McMURRAY WEST 136	39	13
0033 McRAE 137	115	63
0034 McMURRAY EAST 138	19	6
0035 MINKLER 139	59	32
0036 MONTBORNE 140	101	34
0037 NOOKACHAMPS 141	64	33
0038 SKYRIDGE 144	161	63
0039 PRAIRIE 145	76	57
0040 POINT WILLIAMS 146	118	44
0041 RIDGEWAY 147	76	45
0042 ROCKPORT 148	124	66
0043 SHELTER BAY 149	114	44
0044 SNEE OOSH 150	108	46
0045 STERLING 151	66	33
0046 SWINOMISH 153	156	51
0047 TINGLEY 154	102	47
0048 VAN FLEET 155	173	108
0049 VEDERE 156	21	13
0050 WHITNEY 157	39	29
0051 ROSARIO 158	134	32
0052 TERRACE 159	151	67
0053 STARBIRD 160	97	46
0054 COUNTY 162	0	0
0055 FIDALGO 164	90	35



200211200102

Skagit County Auditor

HOUSE JOINT RESOLUTION 4220

Vote for 1

01 = APPROVED


02 = REJECTED

VOTES PERCENT

10.203 67.54
4.904 32.46

(CONTINUED FROM PREVIOUS PAGE)

	01	02
0056 GAGES 165	69	19
0057 SAMISH 166	82	63
0058 COLLINS 167	17	17
0059 BLANCHARD 168	120	47
0060 VIEW TERRACE 170	2	0
0061 LAKE CAVANAUGH 171	12	3
0062 LITTLE MOUNTAIN 172	44	24
0063 RIVERBEND 173	12	10
0064 PADILLA 174	39	13
0065 FREDONIA 176	22	15
0066 ANACORTES 201	103	38
0067 ANACORTES 204	75	33
0068 ANACORTES 205	7	5
0069 ANACORTES 206	95	46
0070 ANACORTES 207	126	55
0071 ANACORTES 209	177	75
0072 ANACORTES 211	155	60
0073 ANACORTES 217	191	85
0074 ANACORTES 220	147	51
0075 ANACORTES 221	211	79
0076 ANACORTES 222	118	47
0077 ANACORTES 224	202	82
0078 MOUNT VERNON 301	61	28
0079 MOUNT VERNON 302	57	38
0080 MOUNT VERNON 303	122	53
0081 MOUNT VERNON 304	144	72
0082 MOUNT VERNON 305	8	9
0083 MOUNT VERNON 306	108	46
0084 MOUNT VERNON 307	182	68
0085 MOUNT VERNON 308	137	80
0086 MOUNT VERNON 309	83	31
0087 MOUNT VERNON 310	78	44
0088 MOUNT VERNON 311	69	18
0089 MOUNT VERNON 312	61	38
0090 MOUNT VERNON 314	129	56
0091 MOUNT VERNON 315	95	50
0092 MOUNT VERNON 316	160	61
0093 MOUNT VERNON 319	138	68
0094 MOUNT VERNON 321	159	82
0095 MOUNT VERNON 322	130	75
0096 MOUNT VERNON 326	0	0
0097 MOUNT VERNON 327	52	18
0098 MOUNT VERNON 328	35	10
0099 SEDRO WOOLLEY 401	63	29
0100 SEDRO WOOLLEY 402	140	69
0101 SEDRO WOOLLEY 403	87	50
0102 SEDRO WOOLLEY 404	129	96
0103 SEDRO WOOLLEY 405	146	74
0104 SEDRO WOOLLEY 406	116	65
0105 BURLINGTON 501	72	35
0106 BURLINGTON 502	69	29
0107 BURLINGTON 503	75	40
0108 BURLINGTON 504	41	25
0109 BURLINGTON 505	108	48
0110 BURLINGTON 506	46	22


 200211200102
 Skagit County Auditor
 11/20/2002 Page 125 of 163 3:09PM

NUMBERED KEY CANVASS

RUN DATE:11/20/02 10:52 AM

SKAGIT COUNTY
OFFICIAL RESULTS
(ELECTION DAY)

(ELECTION DAY)

REPORT-EL52

PAGE 0017

HOUSE JOINT RESOLUTION 4220

Vote for 1

01 = APPROVED

02 = REJECTED

VOTES PERCENT

10,203 67.54

4,904 32.46

(CONTINUED FROM PREVIOUS PAGE)

01 02

0111 BURLINGTON 507

14 13

0112 CONCRETE 601

70 34

0113 HAMILTON 701

20 11

0114 LA CONNER 801

144 59

0115 LYMAN 855

24 15



200211200102
Skagit County Auditor

11/20/2002 Page 126 of 163

3:09PM

EMERGENCY COMMUNICATION SYSTEMS TAX

VOTES PERCENT

Vote for 1

01 = APPROVED?

7,439 48.98

02 = REJECTED?

7,749 51.02

	01	02
0001 ALDER 101	36	70
0002 ALGER 102	36	50
0003 ALLEN 103	41	51
0004 DUNBAR 104	22	28
0005 AVON 105	83	87
0006 SAUK 107	93	77
0007 BAY VIEW 108	93	104
0008 BELFAST 109	33	55
0009 BIG LAKE 110	114	119
0010 BIRDSVIEW 111	74	119
0011 BOW 113	85	119
0012 CASCADE 114	22	29
0013 CEDARDALE 115	59	69
0014 CLEAR LAKE 116	92	113
0015 COUNTRY CLUB 117	13	24
0016 CONWAY 118	41	51
0017 DEWEY 119	129	112
0018 DIGBY 120	10	31
0019 DODGE VALLEY 121	26	18
0020 EDISON 122	68	83
0021 FIR 124	47	54
0022 FRUITDALE 125	101	127
0023 GEAR 126	79	135
0024 GUEMES 127	93	75
0025 HAMBURG 128	19	21
0026 HARMONY 129	74	73
0027 LAKE SIXTEEN 130	57	51
0028 LOOKOUT 132	92	127
0029 MANSFORD 133	32	34
0030 MAPES 134	48	53
0031 MARCH POINT 135	11	14
0032 McMURRAY WEST 136	38	18
0033 McRAE 137	75	106
0034 McMURRAY EAST 138	11	13
0035 MINKLER 139	28	63
0036 MONTBORNE 140	67	73
0037 NOOKACHAMPS 141	50	49
0038 SKYRIDGE 144	104	122
0039 PRAIRIE 145	54	76
0040 POINT WILLIAMS 146	79	84
0041 RIDGEWAY 147	47	78
0042 ROCKPORT 148	93	93
0043 SHELTER BAY 149	90	65
0044 SNEE OOSH 150	84	70
0045 STERLING 151	48	50
0046 SWINOMISH 153	145	57
0047 TINGLEY 154	67	83
0048 VAN FLEET 155	111	177
0049 VEDERE 156	15	20
0050 WHITNEY 157	25	43
0051 ROSARIO 158	83	80
0052 TERRACE 159	126	94
0053 STARBIRD 160	80	67
0054 COUNTY 162	0	0
0055 FIDALGO 164	68	58



200211200102
Skagit County Auditor
11/20/2002 Page 127 of 263 3:09PM

EMERGENCY COMMUNICATION SYSTEMS TAX

VOTES PERCENT

Vote for 1

01 = APPROVED?

7,439 48.98

02 = REJECTED?

7,749 51.02

(CONTINUED FROM PREVIOUS PAGE)

	01	02
0056 GAGES 165	43	45
0057 SAMISH 166	63	85
0058 COLLINS 167	14	20
0059 BLANCHARD 168	83	78
0060 VIEW TERRACE 170	2	0
0061 LAKE CAVANAUGH 171	8	6
0062 LITTLE MOUNTAIN 172	19	48
0063 RIVERBEND 173	9	15
0064 PADILLA 174	25	29
0065 FREDONIA 176	13	24
0066 ANACORTES 201	75	66
0067 ANACORTES 204	61	45
0068 ANACORTES 205	4	6
0069 ANACORTES 206	72	71
0070 ANACORTES 207	101	83
0071 ANACORTES 209	139	113
0072 ANACORTES 211	128	88
0073 ANACORTES 217	143	125
0074 ANACORTES 220	110	89
0075 ANACORTES 221	153	140
0076 ANACORTES 222	91	75
0077 ANACORTES 224	162	122
0078 MOUNT VERNON 301	42	55
0079 MOUNT VERNON 302	44	54
0080 MOUNT VERNON 303	86	88
0081 MOUNT VERNON 304	110	103
0082 MOUNT VERNON 305	7	10
0083 MOUNT VERNON 306	93	65
0084 MOUNT VERNON 307	131	116
0085 MOUNT VERNON 308	105	117
0086 MOUNT VERNON 309	64	51
0087 MOUNT VERNON 310	50	70
0088 MOUNT VERNON 311	55	34
0089 MOUNT VERNON 312	58	43
0090 MOUNT VERNON 314	97	84
0091 MOUNT VERNON 315	60	87
0092 MOUNT VERNON 316	96	132
0093 MOUNT VERNON 319	90	117
0094 MOUNT VERNON 321	129	118
0095 MOUNT VERNON 322	100	110
0096 MOUNT VERNON 326	0	0
0097 MOUNT VERNON 327	30	37
0098 MOUNT VERNON 328	23	21
0099 SEDRO WOOLLEY 401	41	60
0100 SEDRO WOOLLEY 402	106	107
0101 SEDRO WOOLLEY 403	71	67
0102 SEDRO WOOLLEY 404	123	102
0103 SEDRO WOOLLEY 405	113	108
0104 SEDRO WOOLLEY 406	76	104
0105 BURLINGTON 501	53	55
0106 BURLINGTON 502	47	50
0107 BURLINGTON 503	55	61
0108 BURLINGTON 504	34	32
0109 BURLINGTON 505	72	78
0110 BURLINGTON 506	36	34



200211200102
Skagit County Auditor

EMERGENCY COMMUNICATION SYSTEMS TAX

VOTES PERCENT

Vote for 1

01 = APPROVED?

7,439 48.98

02 = REJECTED?

7,749 51.02

(CONTINUED FROM PREVIOUS PAGE)

01 02

0111 BURLINGTON 507

14 14

0112 CONCRETE 601

51 50

0113 HAMILTON 701

15 19

0114 LA CONNER 801

112 91

0115 LYMAN 855

21 20



200211200102

Skagit County Auditor

11/20/2002 Page | 29 of 263

3:09PM

UNITED STATES REPRESENTATIVE DIST 2

VOTES PERCENT

VOTES PERCENT

Vote for 1

01 = Rick Larsen (DEM)	7,680	49.05
02 = Norma Smith (REP)	7,413	47.35
03 = Bruce Guthrie (LIB)	304	1.94

04 = Bernard Patrick (Bern) Haggerty (GRN)	251	1.60
05 = WRITE-IN	9	.06

	01	02	03	04	05
0001 ALDER 101	53	45	4	3	0
0002 ALGER 102	49	35	3	1	0
0003 ALLEN 103	33	56	3	1	0
0004 DUNBAR 104	26	26	0	0	0
0005 AVON 105	100	74	1	3	0
0006 SAUK 107	97	71	4	2	0
0007 BAY VIEW 108	104	95	4	0	0
0008 BELFAST 109	41	49	1	0	0
0009 BIG LAKE 110	96	131	6	2	0
0010 BIRDSVIEW 111	89	102	1	2	0
0011 BOW 113	109	96	6	4	0
0012 CASCADE 114	39	12	2	2	0
0013 CEDARDALE 115	62	65	3	2	0
0014 CLEAR LAKE 116	98	98	5	2	0
0015 COUNTRY CLUB 117	12	24	1	0	0
0016 CONWAY 118	49	47	2	0	0
0017 DEWEY 119	114	122	6	4	0
0018 DIGBY 120	18	22	0	0	0
0019 DODGE VALLEY 121	35	12	0	0	0
0020 EDISON 122	75	78	3	0	0
0021 FIR 124	58	49	1	1	0
0022 FRUITDALE 125	126	103	3	0	0
0023 GEAR 126	82	130	8	1	0
0024 GUEMES 127	113	40	7	17	0
0025 HAMBURG 128	23	16	0	2	0
0026 HARMONY 129	72	82	1	0	0
0027 LAKE SIXTEEN 130	53	58	0	3	0
0028 LOOKOUT 132	105	107	2	1	1
0029 MANSFORD 133	39	31	1	0	0
0030 MAPES 134	61	41	4	1	1
0031 MARCH POINT 135	17	9	0	0	0
0032 McMURRAY WEST 136	33	23	1	0	0
0033 McRAE 137	69	107	5	6	0
0034 McMURRAY EAST 138	9	17	0	0	0
0035 MINKLER 139	42	50	1	0	0
0036 MONTBORNE 140	58	77	1	3	0
0037 NOOKACHAMPS 141	57	41	3	1	0
0038 SKYRIDGE 144	99	133	3	5	0
0039 PRAIRIE 145	57	78	3	2	0
0040 POINT WILLIAMS 146	79	87	1	1	0
0041 RIDGEWAY 147	53	70	0	3	0
0042 ROCKPORT 148	104	69	7	9	3
0043 SHELTER BAY 149	72	88	0	1	0
0044 SNEE OOSH 150	78	66	5	8	0
0045 STERLING 151	40	61	2	0	0
0046 SWINOMISH 153	139	71	1	1	0
0047 TINGLEY 154	55	87	3	3	0
0048 VAN FLEET 155	133	151	6	2	0
0049 VEDERE 156	17	18	0	0	0
0050 WHITNEY 157	30	41	0	3	0
0051 ROSARIO 158	84	77	6	1	0
0052 TERRACE 159	102	120	2	2	0
0053 STARBIRD 160	59	90	2	1	0
0054 COUNTY 162	0	0	0	0	0



UNITED STATES REPRESENTATIVE DIST 2

VOTES PERCENT

VOTES PERCENT

Vote for 1

01 = Rick Larsen (DEM)	7.680	49.05
02 = Norma Smith (REP)	7.413	47.35
03 = Bruce Guthrie (LIB)	304	1.94

04 = Bernard Patrick (Bern) Haggerty (GRN)	251	1.60
05 = WRITE-IN	9	.06

(CONTINUED FROM PREVIOUS PAGE)

	01	02	03	04	05
0055 FIDALGO 164	60	67	1	5	0
0056 GAGES 165	49	36	3	2	0
0057 SAMISH 166	63	76	4	1	0
0058 COLLINS 167	12	16	4	1	0
0059 BLANCHARD 168	105	53	6	5	0
0060 VIEW TERRACE 170	2	0	0	0	0
0061 LAKE CAVANAUGH 171	2	8	3	0	0
0062 LITTLE MOUNTAIN 172	30	37	0	1	0
0063 RIVERBEND 173	4	17	2	1	0
0064 PADILLA 174	30	25	0	1	0
0065 FREDONIA 176	15	22	2	0	0
0066 ANACORTES 201	88	51	6	4	0
0067 ANACORTES 204	63	42	5	1	0
0068 ANACORTES 205	4	7	0	0	0
0069 ANACORTES 206	79	73	2	0	0
0070 ANACORTES 207	105	78	3	0	0
0071 ANACORTES 209	120	148	0	1	1
0072 ANACORTES 211	127	88	2	5	0
0073 ANACORTES 217	151	110	10	8	0
0074 ANACORTES 220	94	107	3	4	0
0075 ANACORTES 221	132	157	6	7	0
0076 ANACORTES 222	72	90	5	0	0
0077 ANACORTES 224	122	165	2	3	0
0078 MOUNT VERNON 301	43	47	6	1	0
0079 MOUNT VERNON 302	50	42	4	4	0
0080 MOUNT VERNON 303	101	74	2	4	1
0081 MOUNT VERNON 304	101	112	6	5	0
0082 MOUNT VERNON 305	6	11	0	0	0
0083 MOUNT VERNON 306	99	53	2	6	0
0084 MOUNT VERNON 307	163	84	3	8	0
0085 MOUNT VERNON 308	117	87	5	9	0
0086 MOUNT VERNON 309	64	54	0	3	0
0087 MOUNT VERNON 310	55	71	2	0	0
0088 MOUNT VERNON 311	48	44	1	0	0
0089 MOUNT VERNON 312	52	50	2	1	0
0090 MOUNT VERNON 314	98	81	5	1	0
0091 MOUNT VERNON 315	73	65	1	6	0
0092 MOUNT VERNON 316	103	121	2	3	0
0093 MOUNT VERNON 319	103	108	0	4	1
0094 MOUNT VERNON 321	120	127	3	0	0
0095 MOUNT VERNON 322	91	116	2	1	0
0096 MOUNT VERNON 326	0	0	0	0	0
0097 MOUNT VERNON 327	27	48	2	0	0
0098 MOUNT VERNON 328	18	26	0	1	0
0099 SEDRO WOOLLEY 401	48	53	0	0	0
0100 SEDRO WOOLLEY 402	91	118	3	2	1
0101 SEDRO WOOLLEY 403	72	63	5	2	0
0102 SEDRO WOOLLEY 404	124	104	5	3	0
0103 SEDRO WOOLLEY 405	137	87	2	2	0
0104 SEDRO WOOLLEY 406	88	90	6	6	0
0105 BURLINGTON 501	55	53	6	0	0
0106 BURLINGTON 502	48	52	5	1	0
0107 BURLINGTON 503	62	50	1	3	0
0108 BURLINGTON 504	35	30	0	4	0



UNITED STATES REPRESENTATIVE DIST 2

VOTES PERCENT

VOTES PERCENT

Vote for 1

01 = Rick Larsen (DEM)	7,680	49.05
02 = Norma Smith (REP)	7,413	47.35
03 = Bruce Guthrie (LIB)	304	1.94

04 = Bernard Patrick (Bern) Haggerty (GRN)	251	1.60
05 = WRITE-IN	9	.06

(CONTINUED FROM PREVIOUS PAGE)

	01	02	03	04	05
0109 BURLINGTON 505	72	81	7	1	0
0110 BURLINGTON 506	36	33	1	1	0
0111 BURLINGTON 507	16	9	0	1	0
0112 CONCRETE 601	46	52	4	4	0
0113 HAMILTON 701	24	9	1	0	0
0114 LA CONNER 801	128	69	6	7	0
0115 LYMAN 855	20	18	1	1	0



200211200102
Skagit County Auditor

STATE REPRESENTATIVE DIST 10 POS 1

VOTES PERCENT

Vote for 1

01 = Barry Sehlin (REP)

2,307 97.59

02 = WRITE-IN

57 2.41

01 02

0005 AVON 105	118	4
0013 CEDARDALE 115	96	4
0015 COUNTRY CLUB 117	33	0
0016 CONWAY 118	68	3
0017 DEWEY 119	171	2
0019 DODGE VALLEY 121	28	1
0021 FIR 124	77	1
0023 GEAR 126	184	0
0026 HARMONY 129	116	3
0027 LAKE SIXTEEN 130	84	2
0032 McMURRAY WEST 136	34	2
0034 McMURRAY EAST 138	17	0
0041 RIDGEWAY 147	97	0
0043 SHELTER BAY 149	122	5
0044 SNEE OOSH 150	104	4
0046 SWINOMISH 153	151	0
0049 VEDERE 156	24	1
0050 WHITNEY 157	57	1
0051 ROSARIO 158	115	3
0052 TERRACE 159	179	1
0053 STARBIRD 160	127	0
0062 LITTLE MOUNTAIN 172	58	1
0065 FREDONIA 176	27	1
0068 ANACORTES 205	12	0
0082 MOUNT VERNON 305	14	0
0096 MOUNT VERNON 326	0	0
0097 MOUNT VERNON 327	58	1
0111 BURLINGTON 507	21	1
0114 LA CONNER 801	115	16



200211200102
Skagit County Auditor

STATE REPRESENTATIVE DIST 10 POS 2

VOTES PERCENT

VOTES PERCENT

Vote for 1

01 = Eron M. Berg (DEM)

1,498 47.62

03 = Brett Wilhelm (LIB)

92 2.92

02 = Barbara Bailey (REP)

1,556 49.46

04 = WRITE-IN

0

01 02 03 04

0005 AVON 105	96	71	4	0
0013 CEDARDALE 115	65	66	5	0
0015 COUNTRY CLUB 117	13	24	0	0
0016 CONWAY 118	45	51	1	0
0017 DEWEY 119	113	121	11	0
0019 DODGE VALLEY 121	34	13	1	0
0021 FIR 124	62	45	2	0
0023 GEAR 126	68	145	6	0
0026 HARMONY 129	64	85	5	0
0027 LAKE SIXTEEN 130	54	57	1	0
0032 McMURRAY WEST 136	31	23	1	0
0034 McMURRAY EAST 138	12	13	1	0
0041 RIDGEWAY 147	54	63	5	0
0043 SHELTER BAY 149	68	89	5	0
0044 SNEE OOSH 150	82	67	10	0
0046 SWINOMISH 153	131	79	6	0
0049 VEDERE 156	16	15	1	0
0050 WHITNEY 157	27	42	3	0
0051 ROSARIO 158	84	77	4	0
0052 TERRACE 159	96	119	3	0
0053 STARBIRD 160	67	79	4	0
0062 LITTLE MOUNTAIN 172	33	32	2	0
0065 FREDONIA 176	14	19	2	0
0068 ANACORTES 205	4	7	0	0
0082 MOUNT VERNON 305	7	10	0	0
0096 MOUNT VERNON 326	0	0	0	0
0097 MOUNT VERNON 327	27	47	0	0
0111 BURLINGTON 507	12	15	0	0
0114 LA CONNER 801	119	82	9	0



200211200102
Skagit County Auditor

STATE REPRESENTATIVE DIST 39 POS 1

VOTES PERCENT

VOTES PERCENT

Vote for 1

- 01 = Bob Quarterman (DEM)
- 02 = Dan Kristiansen (REP)

1,630 44.83
1,999 54.98

03 = WRITE-IN

7 .19

01 02 03

0001 ALDER 101	55	48	0
0006 SAUK 107	90	83	0
0009 BIG LAKE 110	85	139	2
0010 BIRDSVIEW 111	75	111	0
0012 CASCADE 114	38	18	0
0014 CLEAR LAKE 116	81	115	1
0022 FRUITDALE 125	108	119	0
0025 HAMBURG 128	18	21	0
0029 MANSFORD 133	31	35	0
0035 MINKLER 139	34	57	0
0036 MONTBORNE 140	48	85	0
0037 NOOKACHAMPS 141	45	53	0
0039 PRAIRIE 145	45	87	2
0042 ROCKPORT 148	103	83	0
0047 TINGLEY 154	53	88	0
0048 VAN FLEET 155	114	161	0
0058 COLLINS 167	15	19	0
0061 LAKE CAVANAUGH 171	0	12	1
0099 SEDRO WOOLLEY 401	42	56	0
0100 SEDRO WOOLLEY 402	84	122	0
0101 SEDRO WOOLLEY 403	63	74	1
0102 SEDRO WOOLLEY 404	119	112	0
0103 SEDRO WOOLLEY 405	123	101	0
0104 SEDRO WOOLLEY 406	80	107	0
0112 CONCRETE 601	39	64	0
0113 HAMILTON 701	22	12	0
0115 LYMAN 855	20	17	0



200211200102
Skagit County Auditor

STATE REPRESENTATIVE DIST 39 POS 2

VOTES PERCENT

VOTES PERCENT

Vote for 1

01 = John A. Painter (DEM)
02 = Kirk Pearson (REP)

1,516 42.24
2,061 57.43

03 = WRITE-IN

12 .33

01 02 03

0001 ALDER 101	52	51	0
0006 SAUK 107	87	85	0
0009 BIG LAKE 110	79	141	2
0010 BIRDSVIEW 111	68	110	0
0012 CASCADE 114	36	20	0
0014 CLEAR LAKE 116	79	113	0
0022 FRUITDALE 125	95	130	1
0025 HAMBURG 128	17	21	0
0029 MANSFORD 133	28	37	0
0035 MINKLER 139	35	56	0
0036 MONTBORNE 140	42	89	1
0037 NOOKACHAMPS 141	45	52	0
0039 PRAIRIE 145	45	88	3
0042 ROCKPORT 148	103	76	2
0047 TINGLEY 154	49	90	0
0048 VAN FLEET 155	110	161	2
0058 COLLINS 167	14	19	0
0061 LAKE CAVANAUGH 171	1	12	0
0099 SEDRO WOOLLEY 401	34	61	0
0100 SEDRO WOOLLEY 402	72	134	0
0101 SEDRO WOOLLEY 403	59	80	0
0102 SEDRO WOOLLEY 404	108	121	0
0103 SEDRO WOOLLEY 405	108	111	0
0104 SEDRO WOOLLEY 406	68	114	1
0112 CONCRETE 601	41	60	0
0113 HAMILTON 701	22	12	0
0115 LYMAN 855	19	17	0



STATE REPRESENTATIVE DIST 40 POS 1

VOTES PERCENT

VOTES PERCENT

Vote for 1

- 01 = Dave Quall (DEM)
- 02 = Roger E. Pederson (REP)

5,128 59.53
3,166 36.75

- 03 = Brian J.M. Rosenau (LIB)
- 04 = WRITE-IN

311 3.61
9 .10

	01	02	03	04
0002 ALGER 102	55	28	4	0
0003 ALLEN 103	56	33	3	0
0004 DUNBAR 104	36	16	0	0
0007 BAY VIEW 108	126	70	10	0
0008 BELFAST 109	46	40	4	0
0011 BOW 113	141	60	9	0
0018 DIGBY 120	23	16	0	0
0020 EDISON 122	88	60	4	0
0024 GUEMES 127	130	31	15	0
0028 LOOKOUT 132	133	80	3	2
0030 MAPES 134	71	25	9	0
0031 MARCH POINT 135	20	6	0	0
0033 McRAE 137	93	76	10	0
0038 SKYRIDGE 144	140	84	7	0
0040 POINT WILLIAMS 146	98	63	4	0
0045 STERLING 151	57	42	4	0
0054 COUNTY 162	0	0	0	0
0055 FIDALGO 164	67	60	4	0
0056 GAGES 165	63	24	2	0
0057 SAMISH 166	68	64	7	0
0059 BLANCHARD 168	117	43	8	0
0060 VIEW TERRACE 170	2	0	0	0
0063 RIVERBEND 173	6	11	3	0
0064 PADILLA 174	31	22	2	0
0066 ANACORTES 201	93	49	7	0
0067 ANACORTES 204	68	35	7	0
0069 ANACORTES 206	84	61	4	0
0070 ANACORTES 207	121	57	7	0
0071 ANACORTES 209	146	119	5	1
0072 ANACORTES 211	135	79	8	0
0073 ANACORTES 217	164	97	11	1
0074 ANACORTES 220	112	85	9	0
0075 ANACORTES 221	142	144	11	1
0076 ANACORTES 222	85	75	7	0
0077 ANACORTES 224	140	144	6	0
0078 MOUNT VERNON 301	51	42	4	0
0079 MOUNT VERNON 302	55	37	7	0
0080 MOUNT VERNON 303	122	55	3	1
0081 MOUNT VERNON 304	127	86	8	0
0083 MOUNT VERNON 306	112	39	6	1
0084 MOUNT VERNON 307	190	60	6	0
0085 MOUNT VERNON 308	142	68	8	0
0086 MOUNT VERNON 309	81	33	3	0
0087 MOUNT VERNON 310	73	52	2	1
0088 MOUNT VERNON 311	62	28	2	0
0089 MOUNT VERNON 312	63	44	1	0
0090 MOUNT VERNON 314	120	54	9	0
0091 MOUNT VERNON 315	81	50	12	0
0092 MOUNT VERNON 316	120	95	7	0
0093 MOUNT VERNON 319	130	79	5	1
0094 MOUNT VERNON 321	138	99	9	0
0095 MOUNT VERNON 322	113	94	3	0
0098 MOUNT VERNON 328	28	17	1	0
0105 BURLINGTON 501	61	45	4	0
0106 BURLINGTON 502	61	41	0	0



200211200102
Skagit County Auditor
11/20/2002 Page 137 of 263

3:09PM

STATE REPRESENTATIVE DIST 40 POS 1

Vote for 1

01 = Dave Quall (DEM)

02 = Roger E. Pederson (REP)

VOTES PERCENT

5,128 59.53
3,166 36.75

03 = Brian J.M. Rosenau (LIB)
04 = WRITE-IN

VOTES PERCENT

311 3.61
9 .10

(CONTINUED FROM PREVIOUS PAGE)

	01	02	03	04
0107 BURLINGTON 503	72	39	4	0
0108 BURLINGTON 504	39	25	2	0
0109 BURLINGTON 505	86	61	8	0
0110 BURLINGTON 506	44	24	3	0



200211200102
Skagit County Auditor

STATE REPRESENTATIVE DIST 40 POS 2

VOTES PERCENT

VOTES PERCENT

Vote for 1

01 = Jeff Morris (DEM)	4,834	56.58
02 = Dan (Danny B.) Bartolovic (REP)	3,692	43.21

03 = WRITE-IN

18 .21

	01	02	03
0002 ALGER 102	56	31	0
0003 ALLEN 103	39	54	0
0004 DUNBAR 104	25	25	0
0007 BAY VIEW 108	112	85	1
0008 BELFAST 109	47	43	0
0011 BOW 113	115	87	0
0018 DIGBY 120	22	17	0
0020 EDISON 122	79	76	0
0024 GUEMES 127	139	31	0
0028 LOOKOUT 132	129	87	2
0030 MAPES 134	65	40	1
0031 MARCH POINT 135	17	9	0
0033 McRAE 137	88	92	0
0038 SKYRIDGE 144	128	105	0
0040 POINT WILLIAMS 146	93	70	0
0045 STERLING 151	51	51	0
0054 COUNTY 162	0	0	0
0055 FIDALGO 164	67	68	0
0056 GAGES 165	60	29	0
0057 SAMISH 166	58	82	0
0059 BLANCHARD 168	117	49	0
0060 VIEW TERRACE 170	2	0	0
0063 RIVERBEND 173	7	13	0
0064 PADILLA 174	31	23	0
0066 ANACORTES 201	92	55	0
0067 ANACORTES 204	78	30	0
0069 ANACORTES 206	80	72	0
0070 ANACORTES 207	112	75	0
0071 ANACORTES 209	139	131	1
0072 ANACORTES 211	139	82	0
0073 ANACORTES 217	187	86	1
0074 ANACORTES 220	111	94	0
0075 ANACORTES 221	158	141	0
0076 ANACORTES 222	80	85	0
0077 ANACORTES 224	138	152	0
0078 MOUNT VERNON 301	47	47	0
0079 MOUNT VERNON 302	52	42	2
0080 MOUNT VERNON 303	113	66	2
0081 MOUNT VERNON 304	108	113	0
0083 MOUNT VERNON 306	109	48	1
0084 MOUNT VERNON 307	177	78	1
0085 MOUNT VERNON 308	127	90	0
0086 MOUNT VERNON 309	75	42	0
0087 MOUNT VERNON 310	62	62	2
0088 MOUNT VERNON 311	52	39	0
0089 MOUNT VERNON 312	50	51	1
0090 MOUNT VERNON 314	113	68	0
0091 MOUNT VERNON 315	91	49	0
0092 MOUNT VERNON 316	111	106	0
0093 MOUNT VERNON 319	109	99	2
0094 MOUNT VERNON 321	121	125	0
0095 MOUNT VERNON 322	100	107	0
0098 MOUNT VERNON 328	24	21	0
0105 BURLINGTON 501	63	46	0
0106 BURLINGTON 502	58	40	0



200211200102
Skagit County Auditor

STATE REPRESENTATIVE DIST 40 POS 2

VOTES PERCENT

VOTES PERCENT

Vote for 1

01 = Jeff Morris (DEM)

4,834 56.58

02 = Dan (Danny B.) Bartolovic (REP)

3,692 43.21

03 = WRITE-IN

18 .21

(CONTINUED FROM PREVIOUS PAGE)

.....
01 02 03
.....

0107 BURLINGTON 503

64 48 1

0108 BURLINGTON 504

37 28 0

0109 BURLINGTON 505

77 72 0

0110 BURLINGTON 506

33 35 0



200211200102
Skagit County Auditor

NUMBERED KEY CANVASS

RUN DATE:11/20/02 10:52 AM

SKAGIT COUNTY
OFFICIAL RESULTS
(ELECTION DAY)

(ELECTION DAY)

REPORT-EL52 PAGE 0032

COUNTY ASSESSOR

Vote for 1

- 01 = Brett Tacker (DEM)
- 02 = Mark Leander (REP)

VOTES PERCENT

VOTES PERCENT

5,277 35.30
9,657 64.59

03 = WRITE-IN

17 .11

01 02 03

0001 ALDER 101	46	61	0
0002 ALGER 102	35	52	0
0003 ALLEN 103	22	70	0
0004 DUNBAR 104	12	39	0
0005 AVON 105	51	121	1
0006 SAUK 107	83	87	0
0007 BAY VIEW 108	55	140	0
0008 BELFAST 109	25	62	0
0009 BIG LAKE 110	65	164	1
0010 BIRDSVIEW 111	74	114	0
0011 BOW 113	81	129	0
0012 CASCADE 114	30	23	0
0013 CEDARDALE 115	42	84	0
0014 CLEAR LAKE 116	73	120	0
0015 COUNTRY CLUB 117	5	32	0
0016 CONWAY 118	28	61	0
0017 DEWEY 119	80	143	0
0018 DIGBY 120	13	25	0
0019 DODGE VALLEY 121	20	25	0
0020 EDISON 122	36	116	0
0021 FIR 124	31	80	0
0022 FRUITDALE 125	84	144	0
0023 GEAR 126	46	178	0
0024 GUEMES 127	109	59	0
0025 HAMBURG 128	14	25	0
0026 HARMONY 129	39	114	0
0027 LAKE SIXTEEN 130	22	84	1
0028 LOOKOUT 132	72	147	0
0029 MANSFORD 133	31	34	0
0030 MAPES 134	35	65	1
0031 MARCH POINT 135	11	15	0
0032 McMURRAY WEST 136	26	26	1
0033 McRAE 137	48	127	0
0034 McMURRAY EAST 138	9	16	0
0035 MINKLER 139	31	60	0
0036 MONTBORNE 140	35	97	0
0037 NOOKACHAMPS 141	38	66	0
0038 SKYRIDGE 144	39	188	0
0039 PRAIRIE 145	41	96	0
0040 POINT WILLIAMS 146	52	109	0
0041 RIDGEWAY 147	32	87	0
0042 ROCKPORT 148	96	81	0
0043 SHELTER BAY 149	40	107	0
0044 SNEE OOSH 150	53	88	0
0045 STERLING 151	34	67	0
0046 SWINOMISH 153	93	96	2
0047 TINGLEY 154	71	75	0
0048 VAN FLEET 155	104	177	0
0049 VEDERE 156	10	24	0
0050 WHITNEY 157	15	53	0
0051 ROSARIO 158	61	88	0
0052 TERRACE 159	50	170	0
0053 STARBIRD 160	36	110	0
0054 COUNTY 162	0	0	0
0055 FIDALGO 164	46	82	0



200211200102
Skagit County Auditor

COUNTY ASSESSOR	VOTES	PERCENT	VOTES	PERCENT
Vote for 1				
01 = Brett Tacker (DEM)	5,277	35.30		
02 = Mark Leander (REP)	9,657	64.59		
			03 = WRITE-IN	17 .11

(CONTINUED FROM PREVIOUS PAGE)

	01	02	03
0056 GAGES 165	34	55	0
0057 SAMISH 166	44	90	0
0058 COLLINS 167	13	21	0
0059 BLANCHARD 168	84	77	0
0060 VIEW TERRACE 170	0	2	0
0061 LAKE CAVANAUGH 171	1	11	1
0062 LITTLE MOUNTAIN 172	16	51	0
0063 RIVERBEND 173	5	18	0
0064 PADILLA 174	21	32	0
0065 FREDONIA 176	14	24	0
0066 ANACORTES 201	72	64	0
0067 ANACORTES 204	57	50	0
0068 ANACORTES 205	4	7	0
0069 ANACORTES 206	54	90	0
0070 ANACORTES 207	81	93	0
0071 ANACORTES 209	71	181	1
0072 ANACORTES 211	94	111	0
0073 ANACORTES 217	129	130	1
0074 ANACORTES 220	69	127	0
0075 ANACORTES 221	94	183	0
0076 ANACORTES 222	41	110	0
0077 ANACORTES 224	98	168	0
0078 MOUNT VERNON 301	29	65	0
0079 MOUNT VERNON 302	40	56	1
0080 MOUNT VERNON 303	69	100	1
0081 MOUNT VERNON 304	59	156	1
0082 MOUNT VERNON 305	8	9	0
0083 MOUNT VERNON 306	74	78	0
0084 MOUNT VERNON 307	91	158	0
0085 MOUNT VERNON 308	72	137	0
0086 MOUNT VERNON 309	41	77	0
0087 MOUNT VERNON 310	51	77	0
0088 MOUNT VERNON 311	23	60	0
0089 MOUNT VERNON 312	25	75	0
0090 MOUNT VERNON 314	58	117	0
0091 MOUNT VERNON 315	51	90	0
0092 MOUNT VERNON 316	53	168	0
0093 MOUNT VERNON 319	60	146	0
0094 MOUNT VERNON 321	82	159	0
0095 MOUNT VERNON 322	51	145	2
0096 MOUNT VERNON 326	0	0	0
0097 MOUNT VERNON 327	12	62	0
0098 MOUNT VERNON 328	16	28	0
0099 SEDRO WOOLLEY 401	39	61	0
0100 SEDRO WOOLLEY 402	65	143	0
0101 SEDRO WOOLLEY 403	52	83	1
0102 SEDRO WOOLLEY 404	99	127	0
0103 SEDRO WOOLLEY 405	85	135	0
0104 SEDRO WOOLLEY 406	52	134	0
0105 BURLINGTON 501	35	76	0
0106 BURLINGTON 502	40	61	0
0107 BURLINGTON 503	48	68	1
0108 BURLINGTON 504	28	35	0
0109 BURLINGTON 505	53	101	0
0110 BURLINGTON 506	20	49	0


 200211200102
 Skagit County Auditor
 11/20/2002 Page | 42 of 263 3:09PM

COUNTY ASSESSOR

VOTES PERCENT

VOTES PERCENT

Vote for 1

01 = Brett Tacker (DEM)

5,277 35.30

02 = Mark Leander (REP)

9,657 64.59

03 = WRITE-IN

17 .11

(CONTINUED FROM PREVIOUS PAGE)

01 02 03

0111 BURLINGTON 507

9 16 0

0112 CONCRETE 601

36 63 0

0113 HAMILTON 701

16 17 0

0114 LA CONNER 801

94 101 0

0115 LYMAN 855

15 26 0



200211200102

Skagit County Auditor

COUNTY AUDITOR

VOTES PERCENT

VOTES PERCENT

Vote for 1

01 = Jackie Brunson (DEM)

7,457 49.74

02 = Norma Hickok-Brummett (REP)

7,521 50.17

03 = WRITE-IN

14 .09

01 02 03

0001 ALDER 101	60	45	0
0002 ALGER 102	45	43	0
0003 ALLEN 103	35	51	1
0004 DUNBAR 104	22	30	0
0005 AVON 105	89	81	1
0006 SAUK 107	92	74	0
0007 BAY VIEW 108	93	101	0
0008 BELFAST 109	36	49	0
0009 BIG LAKE 110	91	141	1
0010 BIRDSVIEW 111	87	99	0
0011 BOW 113	115	83	0
0012 CASCADE 114	38	15	0
0013 CEDARDALE 115	55	71	0
0014 CLEAR LAKE 116	105	91	0
0015 COUNTRY CLUB 117	12	26	0
0016 CONWAY 118	41	50	0
0017 DEWEY 119	111	119	1
0018 DIGBY 120	17	20	0
0019 DODGE VALLEY 121	30	18	0
0020 EDISON 122	71	76	1
0021 FIR 124	59	51	0
0022 FRUITDALE 125	112	113	1
0023 GEAR 126	87	132	0
0024 GUEMES 127	131	37	0
0025 HAMBURG 128	20	21	0
0026 HARMONY 129	62	89	0
0027 LAKE SIXTEEN 130	41	67	0
0028 LOOKOUT 132	128	93	0
0029 MANSFORD 133	36	28	0
0030 MAPES 134	58	41	1
0031 MARCH POINT 135	15	11	0
0032 McMURRAY WEST 136	27	27	0
0033 McRAE 137	74	98	0
0034 McMURRAY EAST 138	16	9	0
0035 MINKLER 139	42	46	0
0036 MONTBORNE 140	56	78	0
0037 NOOKACHAMPS 141	51	50	0
0038 SKYRIDGE 144	93	140	0
0039 PRAIRIE 145	61	75	0
0040 POINT WILLIAMS 146	70	85	0
0041 RIDGEWAY 147	54	64	0
0042 ROCKPORT 148	107	69	0
0043 SHELTER BAY 149	64	86	0
0044 SNEE OOSH 150	82	62	0
0045 STERLING 151	43	56	0
0046 SWINOMISH 153	130	77	0
0047 TINGLEY 154	57	81	0
0048 VAN FLEET 155	143	137	0
0049 VEDERE 156	18	15	0
0050 WHITNEY 157	23	45	0
0051 ROSARIO 158	82	70	0
0052 TERRACE 159	95	117	0
0053 STARBIRD 160	57	89	0
0054 COUNTY 162	0	0	0
0055 FIDALGO 164	65	62	1



200211200102
Skagit County Auditor

COUNTY AUDITOR

VOTES PERCENT

VOTES PERCENT

Vote for 1

01 = Jackie Brunson (DEM)

7,457 49.74

02 = Norma Hickok-Brummett (REP)

7,521 50.17

03 = WRITE-IN

14 .09

(CONTINUED FROM PREVIOUS PAGE)

	01	02	03
0056 GAGES 165	52	34	0
0057 SAMISH 166	60	77	0
0058 COLLINS 167	14	18	0
0059 BLANCHARD 168	107	52	0
0060 VIEW TERRACE 170	2	0	0
0061 LAKE CAVANAUGH 171	2	11	0
0062 LITTLE MOUNTAIN 172	29	38	0
0063 RIVERBEND 173	7	16	0
0064 PADILLA 174	33	22	0
0065 FREDONIA 176	14	24	0
0066 ANACORTES 201	88	46	0
0067 ANACORTES 204	66	38	0
0068 ANACORTES 205	4	7	0
0069 ANACORTES 206	77	65	0
0070 ANACORTES 207	106	72	0
0071 ANACORTES 209	113	143	1
0072 ANACORTES 211	116	89	0
0073 ANACORTES 217	159	103	0
0074 ANACORTES 220	96	104	0
0075 ANACORTES 221	133	155	0
0076 ANACORTES 222	68	85	0
0077 ANACORTES 224	121	148	0
0078 MOUNT VERNON 301	42	51	1
0079 MOUNT VERNON 302	48	47	1
0080 MOUNT VERNON 303	89	89	1
0081 MOUNT VERNON 304	94	124	0
0082 MOUNT VERNON 305	8	9	0
0083 MOUNT VERNON 306	93	61	0
0084 MOUNT VERNON 307	153	99	0
0085 MOUNT VERNON 308	119	95	0
0086 MOUNT VERNON 309	63	54	0
0087 MOUNT VERNON 310	65	62	0
0088 MOUNT VERNON 311	46	42	0
0089 MOUNT VERNON 312	43	59	0
0090 MOUNT VERNON 314	89	91	0
0091 MOUNT VERNON 315	68	77	0
0092 MOUNT VERNON 316	99	122	0
0093 MOUNT VERNON 319	96	112	0
0094 MOUNT VERNON 321	87	155	1
0095 MOUNT VERNON 322	75	129	0
0096 MOUNT VERNON 326	0	0	0
0097 MOUNT VERNON 327	19	58	0
0098 MOUNT VERNON 328	24	20	0
0099 SEDRO WOOLLEY 401	46	53	0
0100 SEDRO WOOLLEY 402	97	112	0
0101 SEDRO WOOLLEY 403	69	69	0
0102 SEDRO WOOLLEY 404	124	105	0
0103 SEDRO WOOLLEY 405	131	87	0
0104 SEDRO WOOLLEY 406	85	100	0
0105 BURLINGTON 501	55	55	0
0106 BURLINGTON 502	45	51	0
0107 BURLINGTON 503	60	56	0
0108 BURLINGTON 504	30	34	1
0109 BURLINGTON 505	75	80	0
0110 BURLINGTON 506	25	43	0



200211200102
Skagit County Auditor

COUNTY AUDITOR

Vote for 1

01 = Jackie Brunson (DEM)

02 = Norma Hickok-Brummett (REP)

VOTES PERCENT

VOTES PERCENT

7,457 49.74

7,521 50.17

03 = WRITE-IN

14 .09

(CONTINUED FROM PREVIOUS PAGE)

01 02 03

0111 BURLINGTON 507

15 10 0

0112 CONCRETE 601

49 53 0

0113 HAMILTON 701

24 9 0

0114 LA CONNER 801

119 78 0

0115 LYMAN 855

17 19 0




200211200102

Skagit County Auditor

	VOTES	PERCENT		VOTES	PERCENT
COUNTY CLERK					
Vote for 1					
01 = Nancy Scott (DEM)	7,875	52.75			
02 = Dennis Weems (REP)	7,038	47.14	03 = WRITE-IN	16	.11

	01	02	03
0001 ALDER 101	60	45	1
0002 ALGER 102	43	39	0
0003 ALLEN 103	41	51	0
0004 DUNBAR 104	24	27	0
0005 AVON 105	105	68	1
0006 SAUK 107	111	60	0
0007 BAY VIEW 108	93	98	0
0008 BELFAST 109	41	44	0
0009 BIG LAKE 110	115	113	1
0010 BIRDSVIEW 111	98	87	0
0011 BOW 113	111	90	0
0012 CASCADE 114	41	12	0
0013 CEDARDALE 115	54	72	0
0014 CLEAR LAKE 116	105	90	0
0015 COUNTRY CLUB 117	12	25	0
0016 CONWAY 118	43	46	0
0017 DEWEY 119	106	117	1
0018 DIGBY 120	16	22	0
0019 DODGE VALLEY 121	33	13	0
0020 EDISON 122	75	69	0
0021 FIR 124	70	39	0
0022 FRUITDALE 125	111	116	1
0023 GEAR 126	98	122	0
0024 GUEMES 127	120	44	0
0025 HAMBURG 128	24	14	0
0026 HARMONY 129	83	68	0
0027 LAKE SIXTEEN 130	44	63	0
0028 LOOKOUT 132	125	92	0
0029 MANSFORD 133	32	29	0
0030 MAPES 134	61	38	0
0031 MARCH POINT 135	12	14	0
0032 McMURRAY WEST 136	29	26	0
0033 McRAE 137	76	101	0
0034 McMURRAY EAST 138	8	17	0
0035 MINKLER 139	47	42	0
0036 MONTBORNE 140	58	79	0
0037 NOOKACHAMPS 141	57	46	0
0038 SKYRIDGE 144	94	128	0
0039 PRAIRIE 145	61	75	0
0040 POINT WILLIAMS 146	81	74	0
0041 RIDGEWAY 147	56	61	0
0042 ROCKPORT 148	112	66	0
0043 SHELTER BAY 149	71	78	0
0044 SNEE OOSH 150	90	51	0
0045 STERLING 151	47	53	0
0046 SWINOMISH 153	112	81	1
0047 TINGLEY 154	65	75	0
0048 VAN FLEET 155	136	146	0
0049 VEDERE 156	15	19	0
0050 WHITNEY 157	29	37	0
0051 ROSARIO 158	78	71	0
0052 TERRACE 159	114	103	0
0053 STARBIRD 160	61	86	0
0054 COUNTY 162	0	0	0
0055 FIDALGO 164	58	69	0


 200211200102
 Skagit County Auditor
 11/20/2002 Page [47 of 263 3:09PM

COUNTY CLERK

VOTES PERCENT

VOTES PERCENT

Vote for 1

01 = Nancy Scott (DEM)
02 = Dennis Weems (REP)

7,875 52.75
7,038 47.14

03 = WRITE-IN

16 .11

(CONTINUED FROM PREVIOUS PAGE)

	01	02	03
0056 GAGES 165	59	28	0
0057 SAMISH 166	56	76	2
0058 COLLINS 167	16	16	0
0059 BLANCHARD 168	108	51	0
0060 VIEW TERRACE 170	2	0	0
0061 LAKE CAVANAUGH 171	1	12	0
0062 LITTLE MOUNTAIN 172	24	41	0
0063 RIVERBEND 173	13	10	0
0064 PADILLA 174	34	20	0
0065 FREDONIA 176	17	20	0
0066 ANACORTES 201	83	55	0
0067 ANACORTES 204	75	33	0
0068 ANACORTES 205	5	6	0
0069 ANACORTES 206	72	67	1
0070 ANACORTES 207	104	73	0
0071 ANACORTES 209	106	142	1
0072 ANACORTES 211	120	90	0
0073 ANACORTES 217	166	95	0
0074 ANACORTES 220	106	91	0
0075 ANACORTES 221	133	149	0
0076 ANACORTES 222	59	92	0
0077 ANACORTES 224	120	150	0
0078 MOUNT VERNON 301	54	40	0
0079 MOUNT VERNON 302	58	36	1
0080 MOUNT VERNON 303	93	84	1
0081 MOUNT VERNON 304	118	100	1
0082 MOUNT VERNON 305	8	9	0
0083 MOUNT VERNON 306	106	48	0
0084 MOUNT VERNON 307	167	83	1
0085 MOUNT VERNON 308	122	90	0
0086 MOUNT VERNON 309	69	47	0
0087 MOUNT VERNON 310	62	65	1
0088 MOUNT VERNON 311	41	46	0
0089 MOUNT VERNON 312	48	53	0
0090 MOUNT VERNON 314	98	84	0
0091 MOUNT VERNON 315	88	55	0
0092 MOUNT VERNON 316	104	116	0
0093 MOUNT VERNON 319	96	109	0
0094 MOUNT VERNON 321	113	127	1
0095 MOUNT VERNON 322	94	108	0
0096 MOUNT VERNON 326	0	0	0
0097 MOUNT VERNON 327	22	52	0
0098 MOUNT VERNON 328	25	17	0
0099 SEDRO WOOLLEY 401	51	49	0
0100 SEDRO WOOLLEY 402	95	113	0
0101 SEDRO WOOLLEY 403	76	64	0
0102 SEDRO WOOLLEY 404	124	103	0
0103 SEDRO WOOLLEY 405	129	92	0
0104 SEDRO WOOLLEY 406	79	108	0
0105 BURLINGTON 501	66	46	0
0106 BURLINGTON 502	66	35	0
0107 BURLINGTON 503	70	43	0
0108 BURLINGTON 504	39	25	0
0109 BURLINGTON 505	89	70	0
0110 BURLINGTON 506	33	37	0



200211200102

Skagit County Auditor

COUNTY CLERK

Vote for 1

01 = Nancy Scott (DEM)
02 = Dennis Weems (REP)

VOTES PERCENT

VOTES PERCENT

7,875 52.75
7,038 47.14 03 = WRITE-IN

16 .11

(CONTINUED FROM PREVIOUS PAGE)

01 02 03

	01	02	03
0111 BURLINGTON 507	15	10	0
0112 CONCRETE 601	53	51	0
0113 HAMILTON 701	22	9	0
0114 LA CONNER 801	118	72	0
0115 LYMAN 855	23	14	0



200211200102
Skagit County Auditor

COUNTY COMMISSIONER DIST 3

VOTES PERCENT

VOTES PERCENT

Vote for 1

01 = Brock D. Stiles (DEM)

7,379 48.26

02 = Ted W Anderson (REP)

7,889 51.60

03 = WRITE-IN

21 .14

01 02 03

0001 ALDER 101	38	70	0
0002 ALGER 102	40	44	1
0003 ALLEN 103	35	58	0
0004 DUNBAR 104	24	26	0
0005 AVON 105	86	92	1
0006 SAUK 107	76	95	0
0007 BAY VIEW 108	93	104	0
0008 BELFAST 109	39	51	0
0009 BIG LAKE 110	95	135	2
0010 BIRDSVIEW 111	62	135	0
0011 BOW 113	119	89	0
0012 CASCADE 114	26	29	0
0013 CEDARDALE 115	63	68	0
0014 CLEAR LAKE 116	104	98	0
0015 COUNTRY CLUB 117	12	26	0
0016 CONWAY 118	39	54	0
0017 DEWEY 119	107	123	1
0018 DIGBY 120	15	25	0
0019 DODGE VALLEY 121	34	15	0
0020 EDISON 122	60	93	0
0021 FIR 124	68	41	0
0022 FRUITDALE 125	110	125	0
0023 GEAR 126	75	145	0
0024 GUEMES 127	122	49	0
0025 HAMBURG 128	21	19	0
0026 HARMONY 129	64	89	0
0027 LAKE SIXTEEN 130	40	71	0
0028 LOOKOUT 132	89	128	3
0029 MANSFORD 133	31	36	0
0030 MAPES 134	60	42	0
0031 MARCH POINT 135	19	7	0
0032 McMURRAY WEST 136	30	23	0
0033 McRAE 137	73	110	0
0034 McMURRAY EAST 138	11	14	0
0035 MINKLER 139	43	51	0
0036 MONTBORNE 140	55	86	0
0037 NOOKACHAMPS 141	49	58	0
0038 SKYRIDGE 144	100	133	0
0039 PRAIRIE 145	53	89	0
0040 POINT WILLIAMS 146	79	81	0
0041 RIDGEWAY 147	59	61	0
0042 ROCKPORT 148	84	100	1
0043 SHELTER BAY 149	64	85	0
0044 SNEE OOSH 150	78	73	0
0045 STERLING 151	48	54	1
0046 SWINOMISH 153	127	79	1
0047 TINGLEY 154	61	84	0
0048 VAN FLEET 155	147	146	0
0049 VEDERE 156	17	17	0
0050 WHITNEY 157	28	40	0
0051 ROSARIO 158	79	73	0
0052 TERRACE 159	108	110	0
0053 STARBIRD 160	73	71	0
0054 COUNTY 162	0	0	0
0055 FIDALGO 164	61	70	0



200211200102

Skagit County Auditor

COUNTY COMMISSIONER DIST 3

VOTES PERCENT

VOTES PERCENT

Vote for 1

01 = Brock D. Stiles (DEM)

7,379 48.26

02 = Ted W Anderson (REP)

7,889 51.60

03 = WRITE-IN

21 .14

(CONTINUED FROM PREVIOUS PAGE)

	01	02	03
0056 GAGES 165	53	37	0
0057 SAMISH 166	49	95	0
0058 COLLINS 167	13	20	0
0059 BLANCHARD 168	99	65	0
0060 VIEW TERRACE 170	0	2	0
0061 LAKE CAVANAUGH 171	3	11	0
0062 LITTLE MOUNTAIN 172	30	37	1
0063 RIVERBEND 173	12	11	0
0064 PADILLA 174	34	20	0
0065 FREDONIA 176	13	26	0
0066 ANACORTES 201	90	52	0
0067 ANACORTES 204	59	48	0
0068 ANACORTES 205	6	6	0
0069 ANACORTES 206	66	76	0
0070 ANACORTES 207	102	80	0
0071 ANACORTES 209	113	140	1
0072 ANACORTES 211	129	86	0
0073 ANACORTES 217	162	107	0
0074 ANACORTES 220	106	94	0
0075 ANACORTES 221	132	152	0
0076 ANACORTES 222	62	98	0
0077 ANACORTES 224	123	146	0
0078 MOUNT VERNON 301	44	52	0
0079 MOUNT VERNON 302	47	49	2
0080 MOUNT VERNON 303	98	76	1
0081 MOUNT VERNON 304	106	110	0
0082 MOUNT VERNON 305	7	10	0
0083 MOUNT VERNON 306	99	60	0
0084 MOUNT VERNON 307	154	95	0
0085 MOUNT VERNON 308	106	103	0
0086 MOUNT VERNON 309	61	58	0
0087 MOUNT VERNON 310	58	70	1
0088 MOUNT VERNON 311	49	35	0
0089 MOUNT VERNON 312	44	57	0
0090 MOUNT VERNON 314	96	86	0
0091 MOUNT VERNON 315	71	73	1
0092 MOUNT VERNON 316	107	109	0
0093 MOUNT VERNON 319	91	118	1
0094 MOUNT VERNON 321	114	132	0
0095 MOUNT VERNON 322	98	109	0
0096 MOUNT VERNON 326	0	0	0
0097 MOUNT VERNON 327	19	57	0
0098 MOUNT VERNON 328	22	21	0
0099 SEDRO WOOLLEY 401	39	62	0
0100 SEDRO WOOLLEY 402	97	118	0
0101 SEDRO WOOLLEY 403	74	68	0
0102 SEDRO WOOLLEY 404	138	97	1
0103 SEDRO WOOLLEY 405	122	108	0
0104 SEDRO WOOLLEY 406	76	118	0
0105 BURLINGTON 501	56	59	0
0106 BURLINGTON 502	54	51	0
0107 BURLINGTON 503	59	57	0
0108 BURLINGTON 504	33	31	0
0109 BURLINGTON 505	68	91	0
0110 BURLINGTON 506	24	45	0



200211200102
Skagit County Auditor

NUMBERED KEY CANVASS

RUN DATE:11/20/02 10:52 AM

SKAGIT COUNTY
OFFICIAL RESULTS
(ELECTION DAY)

(ELECTION DAY)

REPORT-EL52 PAGE 0043

COUNTY COMMISSIONER DIST 3

VOTES PERCENT

VOTES PERCENT

Vote for 1

01 = Brock D. Stiles (DEM)

7,379 48.26

02 = Ted W Anderson (REP)

7,889 51.60

03 = WRITE-IN

21 .14

(CONTINUED FROM PREVIOUS PAGE)

01 02 03

0111 BURLINGTON 507

12 13 0

0112 CONCRETE 601

37 69 0

0113 HAMILTON 701

18 15 0

0114 LA CONNER 801

117 82 1

0115 LYMAN 855

15 26 0



200211200102

Skagit County Auditor

COUNTY CORONER

Vote for 1

- 01 = Bruce Bacon (DEM)
- 02 = Matt Mumford (LIB)

VOTES PERCENT

VOTES PERCENT

10,909 79.49
2,793 20.35

03 = WRITE-IN

21 .15

01 02 03

0001 ALDER 101	70	33	0
0002 ALGER 102	60	19	0
0003 ALLEN 103	66	14	1
0004 DUNBAR 104	38	10	0
0005 AVON 105	140	18	0
0006 SAUK 107	127	30	2
0007 BAY VIEW 108	160	27	0
0008 BELFAST 109	59	24	0
0009 BIG LAKE 110	158	51	1
0010 BIRDSVIEW 111	140	38	0
0011 BOW 113	155	29	0
0012 CASCADE 114	39	9	0
0013 CEDARDALE 115	95	17	0
0014 CLEAR LAKE 116	128	50	0
0015 COUNTRY CLUB 117	26	8	0
0016 CONWAY 118	68	18	0
0017 DEWEY 119	141	54	2
0018 DIGBY 120	32	6	0
0019 DODGE VALLEY 121	42	2	0
0020 EDISON 122	112	22	0
0021 FIR 124	98	5	0
0022 FRUITDALE 125	164	47	0
0023 GEAR 126	162	30	0
0024 GUEMES 127	127	22	0
0025 HAMBURG 128	30	6	0
0026 HARMONY 129	124	16	0
0027 LAKE SIXTEEN 130	83	20	0
0028 LOOKOUT 132	152	52	1
0029 MANSFORD 133	35	14	0
0030 MAPES 134	79	16	0
0031 MARCH POINT 135	22	3	0
0032 McMURRAY WEST 136	44	7	0
0033 McRAE 137	115	44	0
0034 McMURRAY EAST 138	18	4	0
0035 MINKLER 139	63	21	0
0036 MONTBORNE 140	103	16	0
0037 NOOKACHAMPS 141	75	21	0
0038 SKYRIDGE 144	171	35	0
0039 PRAIRIE 145	78	33	1
0040 POINT WILLIAMS 146	124	14	1
0041 RIDGEWAY 147	83	21	0
0042 ROCKPORT 148	134	31	0
0043 SHELTER BAY 149	99	28	0
0044 SNEE OOSH 150	120	20	0
0045 STERLING 151	73	17	1
0046 SWINOMISH 153	149	27	1
0047 TINGLEY 154	84	35	0
0048 VAN FLEET 155	193	69	0
0049 VEDERE 156	27	2	0
0050 WHITNEY 157	50	9	0
0051 ROSARIO 158	105	30	0
0052 TERRACE 159	155	33	0
0053 STARBIRD 160	106	30	0
0054 COUNTY 162	0	0	0
0055 FIDALGO 164	72	39	0



200211200102

Skagit County Auditor

11/20/2002 Page 153 of 263

3:09PM

NUMBERED KEY CANVASS

RUN DATE:11/20/02 10:52 AM

SKAGIT COUNTY
OFFICIAL RESULTS
(ELECTION DAY)

(ELECTION DAY)

REPORT-EL52 PAGE 0045

COUNTY CORONER

Vote for 1

01 = Bruce Bacon (DEM)
02 = Matt Mumford (LIB)

VOTES PERCENT
10,909 79.49
2,793 20.35

03 = WRITE-IN

VOTES PERCENT
21 .15

(CONTINUED FROM PREVIOUS PAGE)

	01	02	03
0056 GAGES 165	68	15	0
0057 SAMISH 166	91	31	0
0058 COLLINS 167	25	7	0
0059 BLANCHARD 168	112	31	0
0060 VIEW TERRACE 170	2	0	0
0061 LAKE CAVANAUGH 171	5	8	0
0062 LITTLE MOUNTAIN 172	57	4	0
0063 RIVERBEND 173	17	4	0
0064 PADILLA 174	49	4	0
0065 FREDONIA 176	23	8	0
0066 ANACORTES 201	106	22	0
0067 ANACORTES 204	72	28	1
0068 ANACORTES 205	8	2	0
0069 ANACORTES 206	96	35	0
0070 ANACORTES 207	138	29	0
0071 ANACORTES 209	166	48	1
0072 ANACORTES 211	166	34	0
0073 ANACORTES 217	192	53	0
0074 ANACORTES 220	128	40	0
0075 ANACORTES 221	171	78	1
0076 ANACORTES 222	104	45	0
0077 ANACORTES 224	172	58	0
0078 MOUNT VERNON 301	71	17	0
0079 MOUNT VERNON 302	69	25	0
0080 MOUNT VERNON 303	141	24	0
0081 MOUNT VERNON 304	153	47	0
0082 MOUNT VERNON 305	12	5	0
0083 MOUNT VERNON 306	123	26	0
0084 MOUNT VERNON 307	205	25	0
0085 MOUNT VERNON 308	169	34	0
0086 MOUNT VERNON 309	93	10	0
0087 MOUNT VERNON 310	86	28	1
0088 MOUNT VERNON 311	69	10	0
0089 MOUNT VERNON 312	81	18	0
0090 MOUNT VERNON 314	134	34	1
0091 MOUNT VERNON 315	113	25	0
0092 MOUNT VERNON 316	164	33	1
0093 MOUNT VERNON 319	173	24	0
0094 MOUNT VERNON 321	174	55	1
0095 MOUNT VERNON 322	148	27	0
0096 MOUNT VERNON 326	0	0	0
0097 MOUNT VERNON 327	47	15	0
0098 MOUNT VERNON 328	29	13	0
0099 SEDRO WOOLLEY 401	62	25	1
0100 SEDRO WOOLLEY 402	149	41	1
0101 SEDRO WOOLLEY 403	89	43	0
0102 SEDRO WOOLLEY 404	161	55	0
0103 SEDRO WOOLLEY 405	165	42	0
0104 SEDRO WOOLLEY 406	141	30	0
0105 BURLINGTON 501	85	21	0
0106 BURLINGTON 502	71	21	0
0107 BURLINGTON 503	89	17	0
0108 BURLINGTON 504	47	12	0
0109 BURLINGTON 505	112	30	0
0110 BURLINGTON 506	49	15	0



200211200102
Skagit County Auditor

COUNTY CORONER

Vote for 1

01 = Bruce Bacon (DEM)
02 = Matt Mumford (LIB)

VOTES PERCENT

10,909 79.49
2,793 20.35

03 = WRITE-IN

VOTES PERCENT

21 .15

(CONTINUED FROM PREVIOUS PAGE)

01 02 03

0111 BURLINGTON 507	21	1	0
0112 CONCRETE 601	69	25	1
0113 HAMILTON 701	22	8	0
0114 LA CONNER 801	154	27	0
0115 LYMAN 855	28	5	0



200211200102

Skagit County Auditor

COUNTY PROSECUTING ATTORNEY

Vote for 1

01 = Tom Verge (DEM)

02 = Tom Seguin (REP)

VOTES PERCENT

VOTES PERCENT

7.508 49.28
7.712 50.62

03 = WRITE-IN

16 .11

01 02 03

0001 ALDER 101	52	52	0
0002 ALGER 102	43	44	0
0003 ALLEN 103	42	49	0
0004 DUNBAR 104	24	27	0
0005 AVON 105	110	63	1
0006 SAUK 107	98	73	0
0007 BAY VIEW 108	98	99	0
0008 BELFAST 109	39	51	0
0009 BIG LAKE 110	100	129	1
0010 BIRDSVIEW 111	82	109	0
0011 BOW 113	118	86	0
0012 CASCADE 114	35	16	0
0013 CEDARDALE 115	66	67	0
0014 CLEAR LAKE 116	96	103	0
0015 COUNTRY CLUB 117	15	23	0
0016 CONWAY 118	46	50	0
0017 DEWEY 119	109	125	0
0018 DIGBY 120	16	23	0
0019 DODGE VALLEY 121	32	13	0
0020 EDISON 122	65	84	0
0021 FIR 124	68	42	0
0022 FRUITDALE 125	107	124	0
0023 GEAR 126	88	133	0
0024 GUEMES 127	125	46	0
0025 HAMBURG 128	19	20	0
0026 HARMONY 129	87	65	0
0027 LAKE SIXTEEN 130	40	71	0
0028 LOOKOUT 132	117	102	0
0029 MANSFORD 133	34	28	0
0030 MAPES 134	49	56	1
0031 MARCH POINT 135	16	10	0
0032 McMURRAY WEST 136	32	25	0
0033 McRAE 137	71	107	0
0034 McMURRAY EAST 138	13	13	0
0035 MINKLER 139	40	50	0
0036 MONTBORNE 140	64	70	0
0037 NOOKACHAMPS 141	53	50	1
0038 SKYRIDGE 144	113	118	1
0039 PRAIRIE 145	57	81	0
0040 POINT WILLIAMS 146	85	75	0
0041 RIDGEWAY 147	64	56	0
0042 ROCKPORT 148	106	73	0
0043 SHELTER BAY 149	74	79	0
0044 SNEE OOSH 150	86	60	0
0045 STERLING 151	41	58	0
0046 SWINOMISH 153	130	77	0
0047 TINGLEY 154	58	81	0
0048 VAN FLEET 155	117	169	1
0049 VEDERE 156	16	18	0
0050 WHITNEY 157	25	45	0
0051 ROSARIO 158	87	70	0
0052 TERRACE 159	96	122	0
0053 STARBIRD 160	75	72	0
0054 COUNTY 162	0	0	0
0055 FIDALGO 164	58	71	0



200211200102
Skagit County Auditor

COUNTY PROSECUTING ATTORNEY

Vote for 1

01 = Tom Verge (DEM)

02 = Tom Seguirine (REP)

VOTES PERCENT

VOTES PERCENT

7,508 49.28
7,712 50.62

03 = WRITE-IN

16 .11

(CONTINUED FROM PREVIOUS PAGE)

	01	02	03
0056 GAGES 165	44	42	0
0057 SAMISH 166	61	77	0
0058 COLLINS 167	16	17	0
0059 BLANCHARD 168	94	65	0
0060 VIEW TERRACE 170	2	0	0
0061 LAKE CAVANAUGH 171	1	14	0
0062 LITTLE MOUNTAIN 172	28	39	1
0063 RIVERBEND 173	4	18	0
0064 PADILLA 174	30	25	0
0065 FREDONIA 176	15	21	0
0066 ANACORTES 201	91	51	0
0067 ANACORTES 204	66	44	0
0068 ANACORTES 205	6	6	0
0069 ANACORTES 206	75	74	0
0070 ANACORTES 207	97	85	0
0071 ANACORTES 209	115	145	1
0072 ANACORTES 211	124	92	0
0073 ANACORTES 217	154	113	0
0074 ANACORTES 220	98	104	0
0075 ANACORTES 221	136	155	0
0076 ANACORTES 222	57	105	0
0077 ANACORTES 224	121	155	0
0078 MOUNT VERNON 301	45	49	0
0079 MOUNT VERNON 302	57	39	2
0080 MOUNT VERNON 303	102	76	1
0081 MOUNT VERNON 304	95	121	0
0082 MOUNT VERNON 305	7	10	0
0083 MOUNT VERNON 306	86	76	0
0084 MOUNT VERNON 307	157	89	0
0085 MOUNT VERNON 308	119	101	0
0086 MOUNT VERNON 309	70	50	0
0087 MOUNT VERNON 310	59	70	1
0088 MOUNT VERNON 311	42	44	0
0089 MOUNT VERNON 312	45	58	0
0090 MOUNT VERNON 314	93	90	1
0091 MOUNT VERNON 315	69	78	1
0092 MOUNT VERNON 316	101	119	0
0093 MOUNT VERNON 319	84	129	0
0094 MOUNT VERNON 321	112	137	1
0095 MOUNT VERNON 322	91	120	0
0096 MOUNT VERNON 326	0	0	0
0097 MOUNT VERNON 327	22	54	0
0098 MOUNT VERNON 328	25	20	0
0099 SEDRO WOOLLEY 401	34	64	0
0100 SEDRO WOOLLEY 402	80	130	1
0101 SEDRO WOOLLEY 403	59	79	0
0102 SEDRO WOOLLEY 404	105	128	0
0103 SEDRO WOOLLEY 405	119	106	0
0104 SEDRO WOOLLEY 406	89	102	0
0105 BURLINGTON 501	55	57	0
0106 BURLINGTON 502	48	57	0
0107 BURLINGTON 503	59	56	0
0108 BURLINGTON 504	31	32	0
0109 BURLINGTON 505	71	88	0
0110 BURLINGTON 506	26	41	0



200211200102

Skagit County Auditor

COUNTY PROSECUTING ATTORNEY

VOTES PERCENT

VOTES PERCENT

Vote for 1

01 = Tom Verge (DEM)

7,508 49.28

02 = Tom Seguine (REP)

7,712 50.62

03 = WRITE-IN

16 .11

(CONTINUED FROM PREVIOUS PAGE)

01 02 03

0111 BURLINGTON 507

10 16 0

0112 CONCRETE 601

42 57 0

0113 HAMILTON 701

19 14 0

0114 LA CONNER 801

134 61 0

0115 LYMAN 855

14 24 0



200211200102
Skagit County Auditor

COUNTY SHERIFF

VOTES PERCENT

VOTES PERCENT

Vote for 1

01 = Richard "Rick" Grimstead (DEM)

7,798 51.62

02 = Dave Cooper (REP)

7,284 48.21

03 = WRITE-IN

26 .17

01 02 03


0001 ALDER 101	57	47	0
0002 ALGER 102	46	42	0
0003 ALLEN 103	48	44	1
0004 DUNBAR 104	31	19	0
0005 AVON 105	107	62	1
0006 SAUK 107	101	72	0
0007 BAY VIEW 108	114	86	0
0008 BELFAST 109	49	40	0
0009 BIG LAKE 110	98	128	1
0010 BIRDSVIEW 111	103	89	0
0011 BOW 113	128	77	1
0012 CASCADE 114	41	12	0
0013 CEDARDALE 115	69	59	0
0014 CLEAR LAKE 116	88	110	0
0015 COUNTRY CLUB 117	20	19	0
0016 CONWAY 118	42	47	0
0017 DEWEY 119	106	126	0
0018 DIGBY 120	20	20	0
0019 DODGE VALLEY 121	33	13	1
0020 EDISON 122	91	57	1
0021 FIR 124	66	44	0
0022 FRUITDALE 125	98	135	0
0023 GEAR 126	105	117	0
0024 GUEMES 127	112	53	0
0025 HAMBURG 128	20	19	0
0026 HARMONY 129	84	66	0
0027 LAKE SIXTEEN 130	45	61	0
0028 LOOKOUT 132	128	90	4
0029 MANSFORD 133	28	32	0
0030 MAPES 134	69	37	1
0031 MARCH POINT 135	11	15	0
0032 McMURRAY WEST 136	31	22	0
0033 McRAE 137	83	97	0
0034 McMURRAY EAST 138	10	15	0
0035 MINKLER 139	39	52	1
0036 MONTBORNE 140	61	74	0
0037 NOOKACHAMPS 141	43	62	0
0038 SKYRIDGE 144	104	119	0
0039 PRAIRIE 145	42	98	0
0040 POINT WILLIAMS 146	78	83	1
0041 RIDGEWAY 147	64	54	0
0042 ROCKPORT 148	108	70	2
0043 SHELTER BAY 149	80	68	0
0044 SNEE OOSH 150	86	58	0
0045 STERLING 151	37	64	0
0046 SWINOMISH 153	95	110	0
0047 TINGLEY 154	61	78	0
0048 VAN FLEET 155	131	157	0
0049 VEDERE 156	17	18	0
0050 WHITNEY 157	30	38	0
0051 ROSARIO 158	81	74	1
0052 TERRACE 159	123	99	0
0053 STARBIRD 160	64	80	0
0054 COUNTY 162	0	0	0
0055 FIDALGO 164	61	66	0



200211200102
Skagit County Auditor

	VOTES	PERCENT		VOTES	PERCENT
COUNTY SHERIFF					
Vote for 1					
01 = Richard "Rick" Grimstead (DEM)	7,798	51.62			
02 = Dave Cooper (REP)	7,284	48.21	03 = WRITE-IN	26	.17

(CONTINUED FROM PREVIOUS PAGE)	01	02	03
0056 GAGES 165	53	37	0
0057 SAMISH 166	64	77	0
0058 COLLINS 167	12	22	0
0059 BLANCHARD 168	101	58	0
0060 VIEW TERRACE 170	2	0	0
0061 LAKE CAVANAUGH 171	2	13	0
0062 LITTLE MOUNTAIN 172	33	34	0
0063 RIVERBEND 173	14	9	0
0064 PADILLA 174	36	19	0
0065 FREDONIA 176	20	16	0
0066 ANACORTES 201	83	56	1
0067 ANACORTES 204	72	36	0
0068 ANACORTES 205	4	8	0
0069 ANACORTES 206	72	70	0
0070 ANACORTES 207	103	80	0
0071 ANACORTES 209	119	135	1
0072 ANACORTES 211	122	91	0
0073 ANACORTES 217	160	103	0
0074 ANACORTES 220	91	108	0
0075 ANACORTES 221	129	153	0
0076 ANACORTES 222	59	99	0
0077 ANACORTES 224	125	147	0
0078 MOUNT VERNON 301	48	44	0
0079 MOUNT VERNON 302	49	48	1
0080 MOUNT VERNON 303	100	74	0
0081 MOUNT VERNON 304	107	108	0
0082 MOUNT VERNON 305	8	9	0
0083 MOUNT VERNON 306	98	56	0
0084 MOUNT VERNON 307	154	88	0
0085 MOUNT VERNON 308	128	79	2
0086 MOUNT VERNON 309	75	40	0
0087 MOUNT VERNON 310	65	62	0
0088 MOUNT VERNON 311	47	38	0
0089 MOUNT VERNON 312	50	52	0
0090 MOUNT VERNON 314	95	85	1
0091 MOUNT VERNON 315	75	69	0
0092 MOUNT VERNON 316	106	114	1
0093 MOUNT VERNON 319	109	95	0
0094 MOUNT VERNON 321	123	121	0
0095 MOUNT VERNON 322	103	102	0
0096 MOUNT VERNON 326	0	0	0
0097 MOUNT VERNON 327	28	50	0
0098 MOUNT VERNON 328	23	20	0
0099 SEDRO WOOLLEY 401	47	53	0
0100 SEDRO WOOLLEY 402	79	135	0
0101 SEDRO WOOLLEY 403	57	82	0
0102 SEDRO WOOLLEY 404	117	113	0
0103 SEDRO WOOLLEY 405	90	135	0
0104 SEDRO WOOLLEY 406	81	113	0
0105 BURLINGTON 501	55	53	1
0106 BURLINGTON 502	56	42	0
0107 BURLINGTON 503	70	46	0
0108 BURLINGTON 504	33	31	0
0109 BURLINGTON 505	80	78	1
0110 BURLINGTON 506	37	32	0


 200211200102
 Skagit County Auditor
 11/20/2002 Page 160 of 263 3:09PM

COUNTY SHERIFF

VOTES PERCENT

VOTES PERCENT

Vote for 1

01 = Richard "Rick" Grimstead (DEM)
02 = Dave Cooper (REP)

7,798 51.62
7,284 48.21

03 = WRITE-IN

26 .17

(CONTINUED FROM PREVIOUS PAGE)

01 02 03

0111 BURLINGTON 507	20	6	0
0112 CONCRETE 601	51	52	1
0113 HAMILTON 701	21	12	0
0114 LA CONNER 801	130	63	0
0115 LYMAN 855	20	19	0



200211200102
Skagit County Auditor

COUNTY TREASURER

Vote for 1

01 = Katie Jungquist (REP)

02 = WRITE-IN

VOTES PERCENT

12,180 98.93
132 1.07

	01	02
0001 ALDER 101	85	2
0002 ALGER 102	67	1
0003 ALLEN 103	79	0
0004 DUNBAR 104	45	0
0005 AVON 105	132	4
0006 SAUK 107	132	6
0007 BAY VIEW 108	155	0
0008 BELFAST 109	73	1
0009 BIG LAKE 110	191	2
0010 BIRDSVIEW 111	157	1
0011 BOW 113	156	1
0012 CASCADE 114	38	0
0013 CEDARDALE 115	102	2
0014 CLEAR LAKE 116	154	0
0015 COUNTRY CLUB 117	33	0
0016 CONWAY 118	69	2
0017 DEWEY 119	177	2
0018 DIGBY 120	34	0
0019 DODGE VALLEY 121	28	0
0020 EDISON 122	115	0
0021 FIR 124	90	0
0022 FRUITDALE 125	185	3
0023 GEAR 126	192	0
0024 GUEMES 127	106	4
0025 HAMBURG 128	32	0
0026 HARMONY 129	131	1
0027 LAKE SIXTEEN 130	87	0
0028 LOOKOUT 132	179	3
0029 MANSFORD 133	46	1
0030 MAPES 134	80	2
0031 MARCH POINT 135	21	0
0032 McMURRAY WEST 136	38	1
0033 McRAE 137	140	0
0034 McMURRAY EAST 138	18	0
0035 MINKLER 139	71	1
0036 MONTBORNE 140	113	2
0037 NOOKACHAMPS 141	87	1
0038 SKYRIDGE 144	200	2
0039 PRAIRIE 145	109	2
0040 POINT WILLIAMS 146	127	1
0041 RIDGEWAY 147	100	0
0042 ROCKPORT 148	133	4
0043 SHELTER BAY 149	123	2
0044 SNEE OOSH 150	112	2
0045 STERLING 151	86	0
0046 SWINOMISH 153	152	1
0047 TINGLEY 154	117	0
0048 VAN FLEET 155	243	1
0049 VEDERE 156	27	0
0050 WHITNEY 157	58	0
0051 ROSARIO 158	120	1
0052 TERRACE 159	187	0
0053 STARBIRD 160	127	2
0054 COUNTY 162	0	0
0055 FIDALGO 164	108	1



200211200102

Skagit County Auditor

COUNTY TREASURER

Vote for 1

01 = Katie Jungquist (REP)

02 = WRITE-IN

VOTES	PERCENT
12,180	98.93
132	1.07

(CONTINUED FROM PREVIOUS PAGE)

	01	02
0056 GAGES 165	72	0
0057 SAMISH 166	113	0
0058 COLLINS 167	29	0
0059 BLANCHARD 168	114	2
0060 VIEW TERRACE 170	2	0
0061 LAKE CAVANAUGH 171	10	1
0062 LITTLE MOUNTAIN 172	62	0
0063 RIVERBEND 173	16	0
0064 PADILLA 174	41	1
0065 FREDONIA 176	33	0
0066 ANACORTES 201	108	2
0067 ANACORTES 204	80	4
0068 ANACORTES 205	10	0
0069 ANACORTES 206	115	0
0070 ANACORTES 207	136	3
0071 ANACORTES 209	209	2
0072 ANACORTES 211	169	3
0073 ANACORTES 217	205	2
0074 ANACORTES 220	159	1
0075 ANACORTES 221	230	0
0076 ANACORTES 222	134	0
0077 ANACORTES 224	211	1
0078 MOUNT VERNON 301	80	0
0079 MOUNT VERNON 302	76	3
0080 MOUNT VERNON 303	145	1
0081 MOUNT VERNON 304	178	5
0082 MOUNT VERNON 305	14	0
0083 MOUNT VERNON 306	111	2
0084 MOUNT VERNON 307	190	2
0085 MOUNT VERNON 308	171	1
0086 MOUNT VERNON 309	97	1
0087 MOUNT VERNON 310	104	2
0088 MOUNT VERNON 311	76	1
0089 MOUNT VERNON 312	89	1
0090 MOUNT VERNON 314	149	1
0091 MOUNT VERNON 315	120	1
0092 MOUNT VERNON 316	172	3
0093 MOUNT VERNON 319	181	2
0094 MOUNT VERNON 321	205	2
0095 MOUNT VERNON 322	176	0
0096 MOUNT VERNON 326	0	0
0097 MOUNT VERNON 327	70	0
0098 MOUNT VERNON 328	41	0
0099 SEDRO WOOLLEY 401	84	1
0100 SEDRO WOOLLEY 402	185	1
0101 SEDRO WOOLLEY 403	122	0
0102 SEDRO WOOLLEY 404	197	3
0103 SEDRO WOOLLEY 405	184	2
0104 SEDRO WOOLLEY 406	150	0
0105 BURLINGTON 501	92	1
0106 BURLINGTON 502	80	0
0107 BURLINGTON 503	97	1
0108 BURLINGTON 504	54	0
0109 BURLINGTON 505	122	1
0110 BURLINGTON 506	63	0



200211200102
Skagit County Auditor

NUMBERED KEY CANVASS

RUN DATE:11/20/02 10:52 AM

SKAGIT COUNTY
OFFICIAL RESULTS
(ELECTION DAY)

(ELECTION DAY)

REPORT-EL52

PAGE 0055

COUNTY TREASURER

VOTES PERCENT

Vote for 1

01 = Katie Jungquist (REP)

12,180 98.93

02 = WRITE-IN

132 1.07

(CONTINUED FROM PREVIOUS PAGE)

01 02

0111 BURLINGTON 507

19 1

0112 CONCRETE 601

83 2

0113 HAMILTON 701

25 0

0114 LA CONNER 801

124 6

0115 LYMAN 855

29 1



200211200102

Skagit County Auditor

STATE SUPREME COURT JUSTICE POS 3

VOTES PERCENT

VOTES PERCENT

Vote for 1

- 01 = Jim Johnson (NP)
- 02 = Mary Fairhurst (NP)

7,012 53.52
6,063 46.28

03 = WRITE-IN

27 .21

	01	02	03
0001 ALDER 101	66	26	0
0002 ALGER 102	41	39	0
0003 ALLEN 103	44	38	1
0004 DUNBAR 104	29	18	0
0005 AVON 105	80	64	0
0006 SAUK 107	71	67	1
0007 BAY VIEW 108	92	77	0
0008 BELFAST 109	49	26	0
0009 BIG LAKE 110	102	86	1
0010 BIRDSVIEW 111	104	66	0
0011 BOW 113	83	91	0
0012 CASCADE 114	14	34	0
0013 CEDARDALE 115	73	35	1
0014 CLEAR LAKE 116	91	70	0
0015 COUNTRY CLUB 117	22	13	0
0016 CONWAY 118	47	33	0
0017 DEWEY 119	94	105	0
0018 DIGBY 120	22	13	1
0019 DODGE VALLEY 121	11	24	0
0020 EDISON 122	65	59	0
0021 FIR 124	49	44	0
0022 FRUITDALE 125	125	84	0
0023 GEAR 126	109	77	0
0024 GUEMES 127	48	97	0
0025 HAMBURG 128	16	20	0
0026 HARMONY 129	66	59	0
0027 LAKE SIXTEEN 130	64	33	0
0028 LOOKOUT 132	107	92	0
0029 MANSFORD 133	21	26	1
0030 MAPES 134	44	40	1
0031 MARCH POINT 135	13	11	0
0032 McMURRAY WEST 136	26	19	0
0033 McRAE 137	89	49	0
0034 McMURRAY EAST 138	12	11	0
0035 MINKLER 139	51	29	1
0036 MONTBORNE 140	63	50	0
0037 NOOKACHAMPS 141	56	35	0
0038 SKYRIDGE 144	122	76	0
0039 PRAIRIE 145	66	47	0
0040 POINT WILLIAMS 146	76	69	0
0041 RIDGEWAY 147	62	41	1
0042 ROCKPORT 148	78	85	0
0043 SHELTER BAY 149	79	56	0
0044 SNEE OOSH 150	75	54	0
0045 STERLING 151	51	32	0
0046 SWINOMISH 153	71	121	2
0047 TINGLEY 154	57	54	0
0048 VAN FLEET 155	161	95	0
0049 VEDERE 156	15	11	0
0050 WHITNEY 157	33	26	0
0051 ROSARIO 158	69	72	1
0052 TERRACE 159	106	76	0
0053 STARBIRD 160	82	44	0
0054 COUNTY 162	0	0	0
0055 FIDALGO 164	59	52	0


 200211200102
 Skagit County Auditor
 11/20/2002 Page 65 of 63
 3:09PM

STATE SUPREME COURT JUSTICE POS 3

VOTES PERCENT

VOTES PERCENT

Vote for 1

01 = Jim Johnson (NP)	7,012	53.52
02 = Mary Fairhurst (NP)	6,063	46.28

03 = WRITE-IN

27 .21

(CONTINUED FROM PREVIOUS PAGE)

	01	02	03
0056 GAGES 165	49	32	0
0057 SAMISH 166	80	44	0
0058 COLLINS 167	16	14	0
0059 BLANCHARD 168	54	87	0
0060 VIEW TERRACE 170	0	1	0
0061 LAKE CAVANAUGH 171	7	6	0
0062 LITTLE MOUNTAIN 172	35	28	0
0063 RIVERBEND 173	12	6	0
0064 PADILLA 174	21	23	0
0065 FREDONIA 176	17	15	0
0066 ANACORTES 201	58	58	0
0067 ANACORTES 204	47	48	0
0068 ANACORTES 205	7	3	0
0069 ANACORTES 206	64	56	0
0070 ANACORTES 207	66	85	0
0071 ANACORTES 209	121	86	1
0072 ANACORTES 211	93	93	1
0073 ANACORTES 217	101	126	0
0074 ANACORTES 220	87	77	2
0075 ANACORTES 221	130	113	0
0076 ANACORTES 222	71	68	0
0077 ANACORTES 224	125	109	0
0078 MOUNT VERNON 301	42	46	1
0079 MOUNT VERNON 302	46	40	1
0080 MOUNT VERNON 303	78	76	2
0081 MOUNT VERNON 304	97	101	0
0082 MOUNT VERNON 305	11	6	0
0083 MOUNT VERNON 306	54	88	0
0084 MOUNT VERNON 307	87	120	0
0085 MOUNT VERNON 308	106	88	0
0086 MOUNT VERNON 309	51	44	0
0087 MOUNT VERNON 310	67	44	0
0088 MOUNT VERNON 311	38	41	0
0089 MOUNT VERNON 312	57	33	0
0090 MOUNT VERNON 314	76	77	0
0091 MOUNT VERNON 315	57	72	0
0092 MOUNT VERNON 316	107	76	0
0093 MOUNT VERNON 319	99	88	1
0094 MOUNT VERNON 321	116	92	1
0095 MOUNT VERNON 322	96	87	1
0096 MOUNT VERNON 326	0	0	0
0097 MOUNT VERNON 327	41	20	0
0098 MOUNT VERNON 328	16	21	0
0099 SEDRO WOOLLEY 401	52	33	0
0100 SEDRO WOOLLEY 402	110	79	0
0101 SEDRO WOOLLEY 403	56	68	0
0102 SEDRO WOOLLEY 404	97	106	1
0103 SEDRO WOOLLEY 405	117	73	0
0104 SEDRO WOOLLEY 406	93	70	0
0105 BURLINGTON 501	53	51	1
0106 BURLINGTON 502	52	32	0
0107 BURLINGTON 503	58	47	1
0108 BURLINGTON 504	26	30	0
0109 BURLINGTON 505	79	57	1
0110 BURLINGTON 506	33	28	0



200211200102
Skagit County Auditor

STATE SUPREME COURT JUSTICE POS 3

VOTES PERCENT

VOTES PERCENT

Vote for 1

01 = Jim Johnson (NP)

7,012 53.52

02 = Mary Fairhurst (NP)

6,063 46.28

03 = WRITE-IN

27 .21

(CONTINUED FROM PREVIOUS PAGE)

01 02 03

0111 BURLINGTON 507

16 9 0

0112 CONCRETE 601

38 44 0

0113 HAMILTON 701

15 15 0

0114 LA CONNER 801

74 97 0

0115 LYMAN 855

19 15 0



200211200102

Skagit County Auditor

11/20/2002 Page 67 of 163

3:09PM

STATE SUPREME COURT JUSTICE POS 4

VOTES PERCENT

VOTES PERCENT

Vote for 1

01 = Charles W. Johnson (NP)

6,532 51.30

02 = Pamela (Pam) Loginsky (NP)

5,935 46.61

03 = WRITE-IN

267 2.10

	01	02	03
0001 ALDER 101	51	35	1
0002 ALGER 102	37	34	5
0003 ALLEN 103	33	47	1
0004 DUNBAR 104	27	16	2
0005 AVON 105	68	67	2
0006 SAUK 107	73	65	4
0007 BAY VIEW 108	81	67	8
0008 BELFAST 109	44	29	1
0009 BIG LAKE 110	103	80	4
0010 BIRDSVIEW 111	104	59	1
0011 BOW 113	86	78	4
0012 CASCADE 114	21	27	0
0013 CEDARDALE 115	53	43	6
0014 CLEAR LAKE 116	89	70	0
0015 COUNTRY CLUB 117	25	9	0
0016 CONWAY 118	42	33	0
0017 DEWEY 119	104	92	2
0018 DIGBY 120	19	17	1
0019 DODGE VALLEY 121	15	18	0
0020 EDISON 122	53	62	4
0021 FIR 124	49	39	1
0022 FRUITDALE 125	118	85	2
0023 GEAR 126	89	84	6
0024 GUEMES 127	63	75	0
0025 HAMBURG 128	17	19	0
0026 HARMONY 129	55	63	4
0027 LAKE SIXTEEN 130	40	53	2
0028 LOOKOUT 132	100	90	3
0029 MANSFORD 133	20	27	1
0030 MAPES 134	39	46	0
0031 MARCH POINT 135	13	10	0
0032 McMURRAY WEST 136	20	23	1
0033 McRAE 137	72	54	4
0034 McMURRAY EAST 138	9	13	0
0035 MINKLER 139	48	29	1
0036 MONTBORNE 140	54	51	4
0037 NOOKACHAMPS 141	49	35	3
0038 SKYRIDGE 144	95	87	8
0039 PRAIRIE 145	48	61	4
0040 POINT WILLIAMS 146	76	57	5
0041 RIDGEWAY 147	53	43	3
0042 ROCKPORT 148	68	84	6
0043 SHELTER BAY 149	79	52	0
0044 SNEE OOSH 150	66	52	1
0045 STERLING 151	41	41	0
0046 SWINOMISH 153	81	87	4
0047 TINGLEY 154	56	51	2
0048 VAN FLEET 155	140	104	9
0049 VEDERE 156	12	14	0
0050 WHITNEY 157	39	19	0
0051 ROSARIO 158	69	66	0
0052 TERRACE 159	99	75	3
0053 STARBIRD 160	64	58	3
0054 COUNTY 162	0	0	0
0055 FIDALGO 164	51	53	1



200211200102
Skagit County Auditor

NUMBERED KEY CANVASS

RUN DATE:11/20/02 10:52 AM

SKAGIT COUNTY
OFFICIAL RESULTS
(ELECTION DAY)

(ELECTION DAY)

REPORT-EL52 PAGE 0060

STATE SUPREME COURT JUSTICE POS 4

VOTES PERCENT

VOTES PERCENT

Vote for 1

- 01 = Charles W. Johnson (NP)
- 02 = Pamela (Pam) Loginsky (NP)

6,532 51.30
5,935 46.61

03 = WRITE-IN

267 2.10

(CONTINUED FROM PREVIOUS PAGE)

	01	02	03
0056 GAGES 165	41	35	1
0057 SAMISH 166	61	61	2
0058 COLLINS 167	11	18	0
0059 BLANCHARD 168	61	77	0
0060 VIEW TERRACE 170	0	0	0
0061 LAKE CAVANAUGH 171	4	8	1
0062 LITTLE MOUNTAIN 172	32	29	1
0063 RIVERBEND 173	10	7	0
0064 PADILLA 174	17	24	0
0065 FREDONIA 176	14	17	1
0066 ANACORTES 201	71	41	1
0067 ANACORTES 204	45	47	1
0068 ANACORTES 205	4	5	1
0069 ANACORTES 206	60	59	1
0070 ANACORTES 207	68	77	3
0071 ANACORTES 209	93	105	9
0072 ANACORTES 211	95	89	1
0073 ANACORTES 217	109	108	7
0074 ANACORTES 220	78	81	5
0075 ANACORTES 221	138	99	1
0076 ANACORTES 222	67	68	1
0077 ANACORTES 224	124	100	4
0078 MOUNT VERNON 301	38	47	1
0079 MOUNT VERNON 302	39	44	2
0080 MOUNT VERNON 303	84	66	3
0081 MOUNT VERNON 304	90	94	6
0082 MOUNT VERNON 305	10	7	0
0083 MOUNT VERNON 306	68	68	2
0084 MOUNT VERNON 307	95	95	7
0085 MOUNT VERNON 308	99	92	2
0086 MOUNT VERNON 309	48	40	5
0087 MOUNT VERNON 310	50	56	1
0088 MOUNT VERNON 311	41	35	3
0089 MOUNT VERNON 312	47	40	3
0090 MOUNT VERNON 314	73	72	2
0091 MOUNT VERNON 315	57	69	1
0092 MOUNT VERNON 316	99	78	3
0093 MOUNT VERNON 319	96	83	3
0094 MOUNT VERNON 321	96	101	7
0095 MOUNT VERNON 322	85	81	5
0096 MOUNT VERNON 326	0	0	0
0097 MOUNT VERNON 327	28	23	4
0098 MOUNT VERNON 328	18	19	2
0099 SEDRO WOOLLEY 401	43	38	2
0100 SEDRO WOOLLEY 402	103	79	2
0101 SEDRO WOOLLEY 403	67	57	1
0102 SEDRO WOOLLEY 404	105	97	1
0103 SEDRO WOOLLEY 405	102	79	2
0104 SEDRO WOOLLEY 406	93	61	2
0105 BURLINGTON 501	52	51	2
0106 BURLINGTON 502	35	39	6
0107 BURLINGTON 503	45	56	5
0108 BURLINGTON 504	25	27	0
0109 BURLINGTON 505	69	60	5
0110 BURLINGTON 506	33	27	0



200211200102
Skagit County Auditor
11/20/2002 Page [69 of 263] 3:09PM

STATE SUPREME COURT JUSTICE POS 4

VOTES PERCENT

VOTES PERCENT

Vote for 1

01 = Charles W. Johnson (NP)

6,532 51.30

02 = Pamela (Pam) Loginsky (NP)

5,935 46.61

03 = WRITE-IN

267 2.10

(CONTINUED FROM PREVIOUS PAGE)

01 02 03

0111 BURLINGTON 507

11 14 0

0112 CONCRETE 601

41 37 6

0113 HAMILTON 701

10 19 0

0114 LA CONNER 801

96 69 1

0115 LYMAN 855

18 12 2



200211200102

Skagit County Auditor

STATE SUPREME COURT JUSTICE POS 7

VOTES PERCENT

Vote for 1

01 = Bobbe J. Bridge (NP)

02 = WRITE-IN

10,535 99.24
81 .76

01 02

0001 ALDER 101	80	0
0002 ALGER 102	63	2
0003 ALLEN 103	56	1
0004 DUNBAR 104	36	0
0005 AVON 105	109	0
0006 SAUK 107	125	2
0007 BAY VIEW 108	132	0
0008 BELFAST 109	58	0
0009 BIG LAKE 110	160	3
0010 BIRDSVIEW 111	143	1
0011 BOW 113	145	0
0012 CASCADE 114	36	0
0013 CEDARDALE 115	80	1
0014 CLEAR LAKE 116	132	1
0015 COUNTRY CLUB 117	31	0
0016 CONWAY 118	59	0
0017 DEWEY 119	148	1
0018 DIGBY 120	29	1
0019 DODGE VALLEY 121	28	1
0020 EDISON 122	88	2
0021 FIR 124	77	0
0022 FRUITDALE 125	160	3
0023 GEAR 126	154	0
0024 GUEMES 127	97	0
0025 HAMBURG 128	30	0
0026 HARMONY 129	101	0
0027 LAKE SIXTEEN 130	72	1
0028 LOOKOUT 132	151	2
0029 MANSFORD 133	36	1
0030 MAPES 134	73	0
0031 MARCH POINT 135	19	0
0032 McMURRAY WEST 136	30	0
0033 McRAE 137	120	0
0034 McMURRAY EAST 138	17	0
0035 MINKLER 139	65	1
0036 MONTBORNE 140	90	1
0037 NOOKACHAMPS 141	73	2
0038 SKYRIDGE 144	155	1
0039 PRAIRIE 145	85	1
0040 POINT WILLIAMS 146	111	0
0041 RIDGEWAY 147	85	0
0042 ROCKPORT 148	119	3
0043 SHELTER BAY 149	104	0
0044 SNEE OOSH 150	102	2
0045 STERLING 151	68	1
0046 SWINOMISH 153	152	3
0047 TINGLEY 154	87	0
0048 VAN FLEET 155	205	1
0049 VEDERE 156	23	0
0050 WHITNEY 157	54	0
0051 ROSARIO 158	104	0
0052 TERRACE 159	145	0
0053 STARBIRD 160	108	1
0054 COUNTY 162	0	0
0055 FIDALGO 164	92	0



200211200102
Skagit County Auditor

STATE SUPREME COURT JUSTICE POS 7

VOTES PERCENT

Vote for 1

01 = Bobbe J. Bridge (NP)

10,535 99.24

02 = WRITE-IN

81 .76

(CONTINUED FROM PREVIOUS PAGE)

	01	02
0056 GAGES 165	68	0
0057 SAMISH 166	95	0
0058 COLLINS 167	25	0
0059 BLANCHARD 168	100	0
0060 VIEW TERRACE 170	1	0
0061 LAKE CAVANAUGH 171	6	1
0062 LITTLE MOUNTAIN 172	54	0
0063 RIVERBEND 173	12	0
0064 PADILLA 174	35	0
0065 FREDONIA 176	23	0
0066 ANACORTES 201	92	2
0067 ANACORTES 204	81	1
0068 ANACORTES 205	9	0
0069 ANACORTES 206	99	0
0070 ANACORTES 207	120	1
0071 ANACORTES 209	174	2
0072 ANACORTES 211	158	2
0073 ANACORTES 217	184	1
0074 ANACORTES 220	135	1
0075 ANACORTES 221	192	0
0076 ANACORTES 222	120	0
0077 ANACORTES 224	181	2
0078 MOUNT VERNON 301	73	1
0079 MOUNT VERNON 302	74	1
0080 MOUNT VERNON 303	136	0
0081 MOUNT VERNON 304	159	2
0082 MOUNT VERNON 305	15	0
0083 MOUNT VERNON 306	109	1
0084 MOUNT VERNON 307	169	0
0085 MOUNT VERNON 308	161	1
0086 MOUNT VERNON 309	77	1
0087 MOUNT VERNON 310	95	2
0088 MOUNT VERNON 311	59	1
0089 MOUNT VERNON 312	79	2
0090 MOUNT VERNON 314	130	0
0091 MOUNT VERNON 315	104	0
0092 MOUNT VERNON 316	141	0
0093 MOUNT VERNON 319	157	1
0094 MOUNT VERNON 321	173	4
0095 MOUNT VERNON 322	151	1
0096 MOUNT VERNON 326	0	0
0097 MOUNT VERNON 327	51	0
0098 MOUNT VERNON 328	36	0
0099 SEDRO WOOLLEY 401	70	1
0100 SEDRO WOOLLEY 402	156	1
0101 SEDRO WOOLLEY 403	110	1
0102 SEDRO WOOLLEY 404	177	0
0103 SEDRO WOOLLEY 405	162	2
0104 SEDRO WOOLLEY 406	136	0
0105 BURLINGTON 501	94	0
0106 BURLINGTON 502	62	0
0107 BURLINGTON 503	89	1
0108 BURLINGTON 504	49	0
0109 BURLINGTON 505	102	2
0110 BURLINGTON 506	57	0



200211200102
Skagit County Auditor
11/20/2002 Page 72 of 163 3:09PM

STATE SUPREME COURT JUSTICE POS 7

VOTES PERCENT

Vote for 1

01 = Bobbe J. Bridge (NP)

10,535 99.24

02 = WRITE-IN

81 .76

(CONTINUED FROM PREVIOUS PAGE)

01 02

0111 BURLINGTON 507

19 0

0112 CONCRETE 601

66 1

0113 HAMILTON 701

25 0

0114 LA CONNER 801

121 0

0115 LYMAN 855

25 1



200211200102
Skagit County Auditor

COUNTY DISTRICT COURT JUDGE POS 1

VOTES PERCENT

Vote for 1

01 = Stephen R. Skelton (NP)

10,990 99.10

02 = WRITE-IN

100 .90

01 02

0001 ALDER 101	79	0
0002 ALGER 102	68	1
0003 ALLEN 103	63	0
0004 DUNBAR 104	38	0
0005 AVON 105	123	1
0006 SAUK 107	124	2
0007 BAY VIEW 108	143	0
0008 BELFAST 109	59	1
0009 BIG LAKE 110	175	2
0010 BIRDSVIEW 111	144	2
0011 BOW 113	151	0
0012 CASCADE 114	37	2
0013 CEDARDALE 115	90	2
0014 CLEAR LAKE 116	143	0
0015 COUNTRY CLUB 117	31	0
0016 CONWAY 118	58	0
0017 DEWEY 119	153	1
0018 DIGBY 120	29	1
0019 DODGE VALLEY 121	28	0
0020 EDISON 122	100	0
0021 FIR 124	86	0
0022 FRUITDALE 125	170	1
0023 GEAR 126	163	0
0024 GUEMES 127	98	0
0025 HAMBURG 128	29	0
0026 HARMONY 129	101	2
0027 LAKE SIXTEEN 130	72	0
0028 LOOKOUT 132	151	4
0029 MANSFORD 133	37	1
0030 MAPES 134	72	2
0031 MARCH POINT 135	19	0
0032 McMURRAY WEST 136	36	0
0033 McRAE 137	121	0
0034 McMURRAY EAST 138	19	0
0035 MINKLER 139	67	0
0036 MONTBORNE 140	91	1
0037 NOOKACHAMPS 141	79	0
0038 SKYRIDGE 144	160	3
0039 PRAIRIE 145	84	2
0040 POINT WILLIAMS 146	116	0
0041 RIDGEWAY 147	89	0
0042 ROCKPORT 148	124	4
0043 SHELTER BAY 149	104	1
0044 SNEE OOSH 150	108	0
0045 STERLING 151	71	2
0046 SWINOMISH 153	159	1
0047 TINGLEY 154	102	0
0048 VAN FLEET 155	212	2
0049 VEDERE 156	25	0
0050 WHITNEY 157	56	0
0051 ROSARIO 158	111	0
0052 TERRACE 159	153	1
0053 STARBIRD 160	109	1
0054 COUNTY 162	0	0
0055 FIDALGO 164	98	0



200211200102

Skagit County Auditor

COUNTY DISTRICT COURT JUDGE POS 1

Vote for 1

- 01 = Stephen R. Skelton (NP)
- 02 = WRITE-IN

VOTES PERCENT

10,990 99.10
100 .90

(CONTINUED FROM PREVIOUS PAGE)

	01	02
0056 GAGES 165	71	0
0057 SAMISH 166	98	3
0058 COLLINS 167	25	0
0059 BLANCHARD 168	105	1
0060 VIEW TERRACE 170	1	0
0061 LAKE CAVANAUGH 171	6	1
0062 LITTLE MOUNTAIN 172	56	0
0063 RIVERBEND 173	15	0
0064 PADILLA 174	39	0
0065 FREDONIA 176	24	1
0066 ANACORTES 201	99	1
0067 ANACORTES 204	81	3
0068 ANACORTES 205	11	0
0069 ANACORTES 206	105	0
0070 ANACORTES 207	128	2
0071 ANACORTES 209	184	1
0072 ANACORTES 211	169	1
0073 ANACORTES 217	185	2
0074 ANACORTES 220	139	2
0075 ANACORTES 221	202	0
0076 ANACORTES 222	123	0
0077 ANACORTES 224	186	2
0078 MOUNT VERNON 301	76	0
0079 MOUNT VERNON 302	74	3
0080 MOUNT VERNON 303	140	1
0081 MOUNT VERNON 304	167	2
0082 MOUNT VERNON 305	15	0
0083 MOUNT VERNON 306	105	3
0084 MOUNT VERNON 307	185	1
0085 MOUNT VERNON 308	166	1
0086 MOUNT VERNON 309	85	1
0087 MOUNT VERNON 310	99	2
0088 MOUNT VERNON 311	63	1
0089 MOUNT VERNON 312	84	0
0090 MOUNT VERNON 314	134	1
0091 MOUNT VERNON 315	114	1
0092 MOUNT VERNON 316	151	0
0093 MOUNT VERNON 319	167	1
0094 MOUNT VERNON 321	183	1
0095 MOUNT VERNON 322	155	2
0096 MOUNT VERNON 326	0	0
0097 MOUNT VERNON 327	51	0
0098 MOUNT VERNON 328	39	0
0099 SEDRO WOOLLEY 401	69	1
0100 SEDRO WOOLLEY 402	160	0
0101 SEDRO WOOLLEY 403	110	2
0102 SEDRO WOOLLEY 404	180	2
0103 SEDRO WOOLLEY 405	168	1
0104 SEDRO WOOLLEY 406	140	0
0105 BURLINGTON 501	91	0
0106 BURLINGTON 502	73	2
0107 BURLINGTON 503	90	4
0108 BURLINGTON 504	51	0
0109 BURLINGTON 505	108	1
0110 BURLINGTON 506	58	0



200211200102
Skagit County Auditor

COUNTY DISTRICT COURT JUDGE POS 1

VOTES PERCENT

Vote for 1

01 = Stephen R. Skelton (NP)

10,990 99.10

02 = WRITE-IN

100 .90

(CONTINUED FROM PREVIOUS PAGE)

01 02

0111 BURLINGTON 507

18 0

0112 CONCRETE 601

65 1

0113 HAMILTON 701

26 0

0114 LA CONNER 801

124 1

0115 LYMAN 855

26 1



200211200102
Skagit County Auditor

COUNTY DISTRICT COURT JUDGE POS 2

Vote for 1

01 = David A. Svaren (NP)

02 = WRITE-IN

VOTES	PERCENT
10,768	99.22
85	.78

	01	02
0001 ALDER 101	79	0
0002 ALGER 102	66	2
0003 ALLEN 103	65	0
0004 DUNBAR 104	38	0
0005 AVON 105	117	0
0006 SAUK 107	125	3
0007 BAY VIEW 108	146	0
0008 BELFAST 109	64	0
0009 BIG LAKE 110	168	2
0010 BIRDSVIEW 111	139	2
0011 BOW 113	153	0
0012 CASCADE 114	37	2
0013 CEDARDALE 115	87	1
0014 CLEAR LAKE 116	137	0
0015 COUNTRY CLUB 117	32	0
0016 CONWAY 118	56	0
0017 DEWEY 119	144	2
0018 DIGBY 120	30	1
0019 DODGE VALLEY 121	26	0
0020 EDISON 122	98	0
0021 FIR 124	76	0
0022 FRUITDALE 125	162	0
0023 GEAR 126	165	0
0024 GUEMES 127	95	0
0025 HAMBURG 128	30	0
0026 HARMONY 129	105	1
0027 LAKE SIXTEEN 130	73	0
0028 LOOKOUT 132	153	3
0029 MANSFORD 133	35	1
0030 MAPES 134	77	3
0031 MARCH POINT 135	18	0
0032 McMURRAY WEST 136	34	0
0033 McRAE 137	123	0
0034 McMURRAY EAST 138	16	0
0035 MINKLER 139	65	2
0036 MONTBORNE 140	90	2
0037 NOOKACHAMPS 141	76	0
0038 SKYRIDGE 144	163	2
0039 PRAIRIE 145	82	2
0040 POINT WILLIAMS 146	118	0
0041 RIDGEWAY 147	85	0
0042 ROCKPORT 148	124	1
0043 SHELTER BAY 149	104	0
0044 SNEE OOSH 150	101	2
0045 STERLING 151	73	0
0046 SWINOMISH 153	151	1
0047 TINGLEY 154	91	0
0048 VAN FLEET 155	209	0
0049 VEDERE 156	27	0
0050 WHITNEY 157	55	0
0051 ROSARIO 158	99	0
0052 TERRACE 159	163	0
0053 STARBIRD 160	107	1
0054 COUNTY 162	0	0
0055 FIDALGO 164	89	0



200211200102
Skagit County Auditor

COUNTY DISTRICT COURT JUDGE POS 2

Vote for 1

01 = David A. Svaren (NP)

02 = WRITE-IN

VOTES	PERCENT
10,768	99.22
85	.78

(CONTINUED FROM PREVIOUS PAGE)

	01	02
0056 GAGES 165	69	0
0057 SAMISH 166	96	1
0058 COLLINS 167	24	1
0059 BLANCHARD 168	102	1
0060 VIEW TERRACE 170	1	0
0061 LAKE CAVANAUGH 171	5	1
0062 LITTLE MOUNTAIN 172	54	0
0063 RIVERBEND 173	13	0
0064 PADILLA 174	42	0
0065 FREDONIA 176	25	0
0066 ANACORTES 201	95	1
0067 ANACORTES 204	82	2
0068 ANACORTES 205	10	0
0069 ANACORTES 206	98	0
0070 ANACORTES 207	122	2
0071 ANACORTES 209	175	2
0072 ANACORTES 211	159	1
0073 ANACORTES 217	183	1
0074 ANACORTES 220	136	2
0075 ANACORTES 221	188	1
0076 ANACORTES 222	120	0
0077 ANACORTES 224	179	1
0078 MOUNT VERNON 301	73	1
0079 MOUNT VERNON 302	76	2
0080 MOUNT VERNON 303	133	1
0081 MOUNT VERNON 304	161	2
0082 MOUNT VERNON 305	15	0
0083 MOUNT VERNON 306	105	1
0084 MOUNT VERNON 307	178	0
0085 MOUNT VERNON 308	158	0
0086 MOUNT VERNON 309	82	1
0087 MOUNT VERNON 310	97	3
0088 MOUNT VERNON 311	61	0
0089 MOUNT VERNON 312	77	0
0090 MOUNT VERNON 314	129	0
0091 MOUNT VERNON 315	106	1
0092 MOUNT VERNON 316	147	1
0093 MOUNT VERNON 319	166	1
0094 MOUNT VERNON 321	177	2
0095 MOUNT VERNON 322	156	1
0096 MOUNT VERNON 326	0	0
0097 MOUNT VERNON 327	50	0
0098 MOUNT VERNON 328	38	0
0099 SEDRO WOOLLEY 401	71	2
0100 SEDRO WOOLLEY 402	161	0
0101 SEDRO WOOLLEY 403	113	0
0102 SEDRO WOOLLEY 404	173	3
0103 SEDRO WOOLLEY 405	170	0
0104 SEDRO WOOLLEY 406	141	0
0105 BURLINGTON 501	89	0
0106 BURLINGTON 502	72	2
0107 BURLINGTON 503	91	1
0108 BURLINGTON 504	50	0
0109 BURLINGTON 505	118	2
0110 BURLINGTON 506	62	0



200211200102

Skagit County Auditor

COUNTY DISTRICT COURT JUDGE POS 2

VOTES PERCENT

Vote for 1

01 = David A. Svaren (NP)

10,768 99.22

02 = WRITE-IN

85 .78

(CONTINUED FROM PREVIOUS PAGE)

01 02

0111 BURLINGTON 507

20 0

0112 CONCRETE 601

66 2

0113 HAMILTON 701

24 0

0114 LA CONNER 801

117 1

0115 LYMAN 855

26 2



200211200102

Skagit County Auditor

11/20/2002 Page 179 of 263

3:09PM

PUBLIC UTILITY DIST COMMISSIONER NO. 1

VOTES PERCENT

VOTES PERCENT

Vote for 1

01 = Ann Marie Humphreys (NP)

6,023 49.33

02 = Al Littlefield (NP)

6,166 50.50

03 = WRITE-IN

20 .16

01 02 03

0001 ALDER 101	47	44	0
0002 ALGER 102	41	34	0
0003 ALLEN 103	36	40	0
0004 DUNBAR 104	19	26	0
0005 AVON 105	58	77	1
0006 SAUK 107	79	60	1
0007 BAY VIEW 108	82	71	0
0008 BELFAST 109	31	35	0
0009 BIG LAKE 110	93	81	1
0010 BIRDSVIEW 111	82	84	0
0011 BOW 113	72	95	0
0012 CASCADE 114	32	15	0
0013 CEDARDALE 115	46	54	0
0014 CLEAR LAKE 116	86	72	0
0015 COUNTRY CLUB 117	13	19	0
0016 CONWAY 118	37	29	0
0017 DEWEY 119	88	120	0
0018 DIGBY 120	14	20	1
0019 DODGE VALLEY 121	24	11	0
0020 EDISON 122	48	61	0
0021 FIR 124	26	55	0
0022 FRUITDALE 125	93	100	0
0023 GEAR 126	79	99	0
0024 GUEMES 127	75	55	0
0025 HAMBURG 128	13	21	0
0026 HARMONY 129	51	66	0
0027 LAKE SIXTEEN 130	36	46	0
0028 LOOKOUT 132	101	74	0
0029 MANSFORD 133	30	12	1
0030 MAPES 134	49	33	0
0031 MARCH POINT 135	11	11	0
0032 McMURRAY WEST 136	22	17	0
0033 McRAE 137	61	71	0
0034 McMURRAY EAST 138	12	5	0
0035 MINKLER 139	34	37	1
0036 MONTBORNE 140	56	49	0
0037 NOOKACHAMPS 141	43	36	1
0038 SKYRIDGE 144	78	85	0
0039 PRAIRIE 145	59	40	0
0040 POINT WILLIAMS 146	73	42	0
0041 RIDGEWAY 147	42	53	0
0042 ROCKPORT 148	87	63	0
0043 SHELTER BAY 149	47	69	0
0044 SNEE OOSH 150	60	53	1
0045 STERLING 151	30	53	0
0046 SWINOMISH 153	101	60	1
0047 TINGLEY 154	46	45	0
0048 VAN FLEET 155	121	126	0
0049 VEDERE 156	12	14	0
0050 WHITNEY 157	24	33	0
0051 ROSARIO 158	58	78	0
0052 TERRACE 159	71	91	0
0053 STARBIRD 160	61	56	0
0054 COUNTY 162	0	0	0
0055 FIDALGO 164	42	65	0



200211200102

Skagit County Auditor

PUBLIC UTILITY DIST COMMISSIONER NO. 1

VOTES PERCENT

VOTES PERCENT

Vote for 1

01 = Ann Marie Humphreys (NP)

6,023 49.33

02 = Al Littlefield (NP)

6,166 50.50

03 = WRITE-IN

20 .16

(CONTINUED FROM PREVIOUS PAGE)

	01	02	03
0056 GAGES 165	34	38	0
0057 SAMISH 166	47	64	0
0058 COLLINS 167	14	13	0
0059 BLANCHARD 168	81	41	0
0060 VIEW TERRACE 170	0	0	0
0061 LAKE CAVANAUGH 171	3	5	0
0062 LITTLE MOUNTAIN 172	21	38	0
0063 RIVERBEND 173	9	11	0
0064 PADILLA 174	26	18	0
0065 FREDONIA 176	13	19	0
0066 ANACORTES 201	50	68	0
0067 ANACORTES 204	36	58	1
0068 ANACORTES 205	5	6	0
0069 ANACORTES 206	45	83	0
0070 ANACORTES 207	57	104	0
0071 ANACORTES 209	73	132	1
0072 ANACORTES 211	69	122	0
0073 ANACORTES 217	98	130	1
0074 ANACORTES 220	79	90	0
0075 ANACORTES 221	99	131	0
0076 ANACORTES 222	47	94	0
0077 ANACORTES 224	91	118	0
0078 MOUNT VERNON 301	46	34	0
0079 MOUNT VERNON 302	48	30	1
0080 MOUNT VERNON 303	78	66	1
0081 MOUNT VERNON 304	92	81	0
0082 MOUNT VERNON 305	9	8	0
0083 MOUNT VERNON 306	78	55	0
0084 MOUNT VERNON 307	107	75	0
0085 MOUNT VERNON 308	87	97	0
0086 MOUNT VERNON 309	45	45	0
0087 MOUNT VERNON 310	52	55	1
0088 MOUNT VERNON 311	31	32	0
0089 MOUNT VERNON 312	42	48	0
0090 MOUNT VERNON 314	68	73	0
0091 MOUNT VERNON 315	71	49	0
0092 MOUNT VERNON 316	92	73	1
0093 MOUNT VERNON 319	83	85	1
0094 MOUNT VERNON 321	106	91	0
0095 MOUNT VERNON 322	89	74	0
0096 MOUNT VERNON 326	0	0	0
0097 MOUNT VERNON 327	30	29	0
0098 MOUNT VERNON 328	26	12	0
0099 SEDRO WOOLLEY 401	41	40	0
0100 SEDRO WOOLLEY 402	98	81	0
0101 SEDRO WOOLLEY 403	69	54	0
0102 SEDRO WOOLLEY 404	108	85	0
0103 SEDRO WOOLLEY 405	95	85	0
0104 SEDRO WOOLLEY 406	74	81	0
0105 BURLINGTON 501	55	39	0
0106 BURLINGTON 502	40	43	1
0107 BURLINGTON 503	49	43	1
0108 BURLINGTON 504	30	21	0
0109 BURLINGTON 505	62	62	0
0110 BURLINGTON 506	28	30	0



200211200102

Skagit County Auditor

11/20/2002 Page 681 of 683

3:09PM

NUMBERED KEY CANVASS

RUN DATE:11/20/02 10:52 AM

SKAGIT COUNTY
OFFICIAL RESULTS
(ELECTION DAY)

(ELECTION DAY)

REPORT-EL52 PAGE 0073

PUBLIC UTILITY DIST COMMISSIONER NO. 1

VOTES PERCENT

VOTES PERCENT

Vote for 1

01 = Ann Marie Humphreys (NP)

6,023 49.33

02 = Al Littlefield (NP)

6,166 50.50

03 = WRITE-IN

20 .16

(CONTINUED FROM PREVIOUS PAGE)

01 02 03

0111 BURLINGTON 507

12 11 0

0112 CONCRETE 601

35 46 1

0113 HAMILTON 701

19 8 0

0114 LA CONNER 801

87 62 0

0115 LYMAN 855

12 19 0



200211200102

Skagit County Auditor

11/20/2002 Page [82 of] 63

3:09PM

FIRE DISTRICT NO. 9

VOTES PERCENT

Vote for 1

01 = APPROVED?

239 64.95

02 = REJECTED?

129 35.05

01 02

0009 BIG LAKE 110

142 76

0018 DIGBY 120

5 17

0032 McMURRAY WEST 136

16 2

0034 McMURRAY EAST 138

2 4

0036 MONTBORNE 140

70 26

0062 LITTLE MOUNTAIN 172

4 4



200211200102

Skagit County Auditor

NUMBERED KEY CANVASS

SKAGIT COUNTY
OFFICIAL RESULTS
(ELECTION DAY)

(ELECTION DAY)

RUN DATE:11/20/02 10:52 AM

REPORT-EL52

PAGE 0075

FIRE DISTRICT NO. 16

VOTES PERCENT

Vote for 1

01 = APPROVED?

126 81.82

02 = REJECTED?

28 18.18

01 02

0 0

0006 SAUK 107

126 28

0047 TINGLEY 154



200211200102
Skagit County Auditor

VOTES PERCENT

FIRE DISTRICT NO. 19

Vote for 1

01 = APPROVED?

148 74.37

02 = REJECTED?

51 25.63

01 02

0006 SAUK 107

0 0

0012 CASCADE 114

37 13

0029 MANSFORD 133

1 3

0042 ROCKPORT 148

110 35



200211200102
Skagit County Auditor

11/20/2002 Page | 85 of 163

3:09PM

**NOVEMBER 5, 2002
GENERAL ELECTION**

**ABSENTEE RESULTS
BY PRECINCT**



200211200102

Skagit County Auditor

11/20/2002 Page | 86 of 263

3:09PM

NUMBERED KEY CANVASS

RUN DATE:11/20/02 10:47 AM

SKAGIT COUNTY
OFFICIAL RESULTS
(ABSENTEE)

REPORT-EL52 PAGE 0001

01 = REGISTERED VOTERS - TOTAL	TOTAL	PERCENT	03 = VOTER TURNOUT - TOTAL	TOTAL	PERCENT
02 = BALLOTS CAST - TOTAL	177			937.29	
	17,589				

	01	02	03
0001 ALDER 101	0	124	
0002 ALGER 102	0	100	
0003 ALLEN 103	0	86	
0004 DUNBAR 104	0	69	
0005 AVON 105	0	198	
0006 SAUK 107	0	168	
0007 BAY VIEW 108	0	119	
0008 BELFAST 109	0	129	
0009 BIG LAKE 110	0	238	
0010 BIRDSVIEW 111	0	146	
0011 BOW 113	0	243	
0012 CASCADE 114	0	50	
0013 CEDARDALE 115	0	118	
0014 CLEAR LAKE 116	0	172	
0015 COUNTRY CLUB 117	0	164	
0016 CONWAY 118	0	78	
0017 DEWEY 119	0	425	
0018 DIGBY 120	0	0	
0019 DODGE VALLEY 121	0	109	
0020 EDISON 122	0	82	
0021 FIR 124	0	72	
0022 FRUITDALE 125	0	290	
0023 GEAR 126	0	191	
0024 GUEMES 127	0	185	
0025 HAMBURG 128	0	116	
0026 HARMONY 129	0	137	
0027 LAKE SIXTEEN 130	0	74	
0028 LOOKOUT 132	0	212	
0029 MANSFORD 133	0	11	
0030 MAPES 134	0	79	
0031 MARCH POINT 135	0	0	
0032 McMURRAY WEST 136	0	163	
0033 McRAE 137	0	184	
0034 McMURRAY EAST 138	0	56	
0035 MINKLER 139	0	109	
0036 MONTBORNE 140	0	133	
0037 NOOKACHAMPS 141	0	102	
0038 SKYRIDGE 144	0	220	
0039 PRAIRIE 145	0	103	
0040 POINT WILLIAMS 146	0	160	
0041 RIDGEWAY 147	0	152	
0042 ROCKPORT 148	0	170	
0043 SHELTER BAY 149	0	372	
0044 SNEE OOSH 150	0	151	
0045 STERLING 151	0	109	
0046 SWINOMISH 153	0	233	
0047 TINGLEY 154	0	96	
0048 VAN FLEET 155	0	241	
0049 VEDERE 156	0	138	
0050 WHITNEY 157	0	88	
0051 ROSARIO 158	0	319	
0052 TERRACE 159	0	407	
0053 STARBIRD 160	0	175	
0054 COUNTY 162	0	0	
0055 FIDALGO 164	0	325	
0056 GAGES 165	0	156	



200211200102
Skagit County Auditor

NUMBERED KEY CANVASS

RUN DATE:11/20/02 10:47 AM

SKAGIT COUNTY
OFFICIAL RESULTS
(ABSENTEE)

REPORT-EL52 PAGE 0002

01 = REGISTERED VOTERS - TOTAL
02 = BALLOTS CAST - TOTAL

TOTAL PERCENT
177
17,589

03 = VOTER TURNOUT - TOTAL

TOTAL PERCENT
937.29

(CONTINUED FROM PREVIOUS PAGE)

	01	02	03
0057 SAMISH 166	0	112	. . .
0058 COLLINS 167	0	40	. . .
0059 BLANCHARD 168	0	163	. . .
0060 VIEW TERRACE 170	6	0	.00
0061 LAKE CAVANAUGH 171	0	75	. . .
0062 LITTLE MOUNTAIN 172	0	110	. . .
0063 RIVERBEND 173	41	5	12.20
0064 PADILLA 174	0	52	. . .
0065 FREDONIA 176	0	50	. . .
0066 ANACORTES 201	0	146	. . .
0067 ANACORTES 204	0	142	. . .
0068 ANACORTES 205	28	4	14.29
0069 ANACORTES 206	0	248	. . .
0070 ANACORTES 207	0	206	. . .
0071 ANACORTES 209	0	319	. . .
0072 ANACORTES 211	0	306	. . .
0073 ANACORTES 217	0	330	. . .
0074 ANACORTES 220	0	316	. . .
0075 ANACORTES 221	0	419	. . .
0076 ANACORTES 222	0	212	. . .
0077 ANACORTES 224	0	449	. . .
0078 MOUNT VERNON 301	0	85	. . .
0079 MOUNT VERNON 302	0	63	. . .
0080 MOUNT VERNON 303	0	181	. . .
0081 MOUNT VERNON 304	0	263	. . .
0082 MOUNT VERNON 305	0	12	. . .
0083 MOUNT VERNON 306	0	139	. . .
0084 MOUNT VERNON 307	0	178	. . .
0085 MOUNT VERNON 308	0	289	. . .
0086 MOUNT VERNON 309	0	157	. . .
0087 MOUNT VERNON 310	0	105	. . .
0088 MOUNT VERNON 311	0	129	. . .
0089 MOUNT VERNON 312	0	127	. . .
0090 MOUNT VERNON 314	0	271	. . .
0091 MOUNT VERNON 315	0	132	. . .
0092 MOUNT VERNON 316	0	342	. . .
0093 MOUNT VERNON 319	0	227	. . .
0094 MOUNT VERNON 321	0	301	. . .
0095 MOUNT VERNON 322	0	226	. . .
0096 MOUNT VERNON 326	0	0	. . .
0097 MOUNT VERNON 327	102	0	.00
0098 MOUNT VERNON 328	0	28	. . .
0099 SEDRO WOOLLEY 401	0	166	. . .
0100 SEDRO WOOLLEY 402	0	198	. . .
0101 SEDRO WOOLLEY 403	0	115	. . .
0102 SEDRO WOOLLEY 404	0	219	. . .
0103 SEDRO WOOLLEY 405	0	190	. . .
0104 SEDRO WOOLLEY 406	0	180	. . .
0105 BURLINGTON 501	0	73	. . .
0106 BURLINGTON 502	0	78	. . .
0107 BURLINGTON 503	0	85	. . .
0108 BURLINGTON 504	0	75	. . .
0109 BURLINGTON 505	0	198	. . .
0110 BURLINGTON 506	0	89	. . .
0111 BURLINGTON 507	0	77	. . .
0112 CONCRETE 601	0	85	. . .
0113 HAMILTON 701	0	33	. . .



200211200102
Skagit County Auditor

11/20/2002 Page | 88 of 163 3:09PM

NUMBERED KEY CANVASS

RUN DATE:11/20/02 10:47 AM

SKAGIT COUNTY
OFFICIAL RESULTS
(ABSENTEE)

REPORT-EL52 PAGE 0003

01 = REGISTERED VOTERS - TOTAL
02 = BALLOTS CAST - TOTAL

TOTAL PERCENT
177
17,589

03 = VOTER TURNOUT - TOTAL

TOTAL PERCENT
937.29

(CONTINUED FROM PREVIOUS PAGE)

0114 LA CONNER 801
0115 LYMAN 855

01	02	03
0	183	. . .
0	39	. . .



200211200102
Skagit County Auditor

INITIATIVE 776

Vote for 1

01 = YES

02 = NO

VOTES PERCENT

9,647 56.25
7,503 43.75

01 02

0001 ALDER 101	83	41
0002 ALGER 102	52	46
0003 ALLEN 103	53	31
0004 DUNBAR 104	40	28
0005 AVON 105	99	96
0006 SAUK 107	93	73
0007 BAY VIEW 108	66	51
0008 BELFAST 109	80	45
0009 BIG LAKE 110	133	103
0010 BIRDSVIEW 111	98	43
0011 BOW 113	137	102
0012 CASCADE 114	29	18
0013 CEDARDALE 115	72	43
0014 CLEAR LAKE 116	122	47
0015 COUNTRY CLUB 117	99	57
0016 CONWAY 118	42	33
0017 DEWEY 119	210	206
0018 DIGBY 120	0	0
0019 DODGE VALLEY 121	52	56
0020 EDISON 122	51	30
0021 FIR 124	37	34
0022 FRUITDALE 125	190	96
0023 GEAR 126	115	65
0024 GUEMES 127	86	94
0025 HAMBURG 128	55	58
0026 HARMONY 129	64	70
0027 LAKE SIXTEEN 130	47	26
0028 LOOKOUT 132	119	91
0029 MANSFORD 133	6	4
0030 MAPES 134	53	23
0031 MARCH POINT 135	0	0
0032 McMURRAY WEST 136	77	77
0033 McRAE 137	115	65
0034 McMURRAY EAST 138	40	16
0035 MINKLER 139	73	35
0036 MONTBORNE 140	86	46
0037 NOOKACHAMPS 141	58	40
0038 SKYRIDGE 144	108	109
0039 PRAIRIE 145	62	37
0040 POINT WILLIAMS 146	78	80
0041 RIDGEWAY 147	85	59
0042 ROCKPORT 148	112	58
0043 SHELTER BAY 149	207	157
0044 SNEE OOSH 150	78	72
0045 STERLING 151	73	33
0046 SWINOMISH 153	110	119
0047 TINGLEY 154	62	33
0048 VAN FLEET 155	172	56
0049 VEDERE 156	79	55
0050 WHITNEY 157	40	46
0051 ROSARIO 158	150	161
0052 TERRACE 159	212	188
0053 STARBIRD 160	110	62
0054 COUNTY 162	0	0



200211200102
Skagit County Auditor

11/20/2002 Page | 90 of 163

3:09PM

INITIATIVE 776

Vote for 1

01 = YES

02 = NO

VOTES PERCENT

9,647 56.25

7,503 43.75

(CONTINUED FROM PREVIOUS PAGE)

	01	02
0055 FIDALGO 164	187	131
0056 GAGES 165	87	65
0057 SAMISH 166	65	45
0058 COLLINS 167	20	20
0059 BLANCHARD 168	82	78
0060 VIEW TERRACE 170	0	0
0061 LAKE CAVANAUGH 171	52	23
0062 LITTLE MOUNTAIN 172	66	43
0063 RIVERBEND 173	4	1
0064 PADILLA 174	24	25
0065 FREDONIA 176	32	16
0066 ANACORTES 201	72	71
0067 ANACORTES 204	86	54
0068 ANACORTES 205	2	2
0069 ANACORTES 206	142	104
0070 ANACORTES 207	119	81
0071 ANACORTES 209	151	157
0072 ANACORTES 211	137	159
0073 ANACORTES 217	159	157
0074 ANACORTES 220	170	142
0075 ANACORTES 221	193	214
0076 ANACORTES 222	85	123
0077 ANACORTES 224	225	216
0078 MOUNT VERNON 301	41	44
0079 MOUNT VERNON 302	36	26
0080 MOUNT VERNON 303	105	72
0081 MOUNT VERNON 304	132	116
0082 MOUNT VERNON 305	10	1
0083 MOUNT VERNON 306	54	76
0084 MOUNT VERNON 307	68	100
0085 MOUNT VERNON 308	157	121
0086 MOUNT VERNON 309	93	61
0087 MOUNT VERNON 310	65	30
0088 MOUNT VERNON 311	75	53
0089 MOUNT VERNON 312	59	59
0090 MOUNT VERNON 314	161	101
0091 MOUNT VERNON 315	64	62
0092 MOUNT VERNON 316	155	183
0093 MOUNT VERNON 319	120	104
0094 MOUNT VERNON 321	164	132
0095 MOUNT VERNON 322	114	105
0096 MOUNT VERNON 326	0	0
0097 MOUNT VERNON 327	0	0
0098 MOUNT VERNON 328	20	8
0099 SEDRO WOOLLEY 401	86	73
0100 SEDRO WOOLLEY 402	121	72
0101 SEDRO WOOLLEY 403	64	49
0102 SEDRO WOOLLEY 404	141	71
0103 SEDRO WOOLLEY 405	105	79
0104 SEDRO WOOLLEY 406	115	63
0105 BURLINGTON 501	43	29
0106 BURLINGTON 502	45	30
0107 BURLINGTON 503	61	23
0108 BURLINGTON 504	41	32
0109 BURLINGTON 505	113	79



200211200102

Skagit County Auditor

INITIATIVE 776

VOTES PERCENT

Vote for 1

01 = YES

9,647 56.25

02 = NO

7,503 43.75

(CONTINUED FROM PREVIOUS PAGE)

01 02

0110 BURLINGTON 506

43 45

0111 BURLINGTON 507

55 20

0112 CONCRETE 601

47 38

0113 HAMILTON 701

24 9

0114 LA CONNER 801

91 87

0115 LYMAN 855

29 9



200211200102

Skagit County Auditor

INITIATIVE 790

VOTES PERCENT

Vote for 1

01 = YES

02 = NO

9,076 54.01
7,729 45.99

	01	02
0001 ALDER 101	59	59
0002 ALGER 102	64	34
0003 ALLEN 103	46	37
0004 DUNBAR 104	30	35
0005 AVON 105	103	86
0006 SAUK 107	101	63
0007 BAY VIEW 108	48	68
0008 BELFAST 109	65	57
0009 BIG LAKE 110	116	113
0010 BIRDSVIEW 111	65	75
0011 BOW 113	126	103
0012 CASCADE 114	27	17
0013 CEDARDALE 115	61	53
0014 CLEAR LAKE 116	87	74
0015 COUNTRY CLUB 117	65	91
0016 CONWAY 118	42	31
0017 DEWEY 119	229	180
0018 DIGBY 120	0	0
0019 DODGE VALLEY 121	56	48
0020 EDISON 122	48	32
0021 FIR 124	34	38
0022 FRUITDALE 125	154	124
0023 GEAR 126	86	92
0024 GUEMES 127	86	90
0025 HAMBURG 128	41	69
0026 HARMONY 129	85	46
0027 LAKE SIXTEEN 130	31	42
0028 LOOKOUT 132	95	104
0029 MANSFORD 133	7	4
0030 MAPES 134	39	38
0031 MARCH POINT 135	0	0
0032 McMURRAY WEST 136	83	70
0033 McRAE 137	101	75
0034 McMURRAY EAST 138	31	24
0035 MINKLER 139	54	51
0036 MONTBORNE 140	72	54
0037 NOOKACHAMPS 141	51	46
0038 SKYRIDGE 144	104	107
0039 PRAIRIE 145	56	44
0040 POINT WILLIAMS 146	57	92
0041 RIDGEWAY 147	79	65
0042 ROCKPORT 148	88	74
0043 SHELTER BAY 149	171	187
0044 SNEE OOSH 150	85	62
0045 STERLING 151	67	40
0046 SWINOMISH 153	132	89
0047 TINGLEY 154	53	40
0048 VAN FLEET 155	123	101
0049 VEDERE 156	52	83
0050 WHITNEY 157	49	36
0051 ROSARIO 158	136	171
0052 TERRACE 159	209	186
0053 STARBIRD 160	88	81
0054 COUNTY 162	0	0
0055 FIDALGO 164	161	155



200211200102
Skagit County Auditor
11/20/2002 Page 93 of 263 3:09PM

INITIATIVE 790

VOTES PERCENT

Vote for 1

01 = YES

9,076 54.01

02 = NO

7,729 45.99

(CONTINUED FROM PREVIOUS PAGE)

	01	02
0056 GAGES 165	87	63
0057 SAMISH 166	63	45
0058 COLLINS 167	27	12
0059 BLANCHARD 168	73	83
0060 VIEW TERRACE 170	0	0
0061 LAKE CAVANAUGH 171	42	31
0062 LITTLE MOUNTAIN 172	45	61
0063 RIVERBEND 173	4	1
0064 PADILLA 174	25	25
0065 FREDONIA 176	29	20
0066 ANACORTES 201	72	70
0067 ANACORTES 204	89	51
0068 ANACORTES 205	4	0
0069 ANACORTES 206	130	109
0070 ANACORTES 207	112	84
0071 ANACORTES 209	164	140
0072 ANACORTES 211	155	134
0073 ANACORTES 217	164	139
0074 ANACORTES 220	163	139
0075 ANACORTES 221	195	207
0076 ANACORTES 222	105	99
0077 ANACORTES 224	208	222
0078 MOUNT VERNON 301	48	35
0079 MOUNT VERNON 302	39	22
0080 MOUNT VERNON 303	108	65
0081 MOUNT VERNON 304	141	104
0082 MOUNT VERNON 305	9	3
0083 MOUNT VERNON 306	79	53
0084 MOUNT VERNON 307	88	79
0085 MOUNT VERNON 308	154	113
0086 MOUNT VERNON 309	87	67
0087 MOUNT VERNON 310	66	31
0088 MOUNT VERNON 311	80	46
0089 MOUNT VERNON 312	67	51
0090 MOUNT VERNON 314	160	93
0091 MOUNT VERNON 315	75	52
0092 MOUNT VERNON 316	162	164
0093 MOUNT VERNON 319	118	101
0094 MOUNT VERNON 321	166	123
0095 MOUNT VERNON 322	91	127
0096 MOUNT VERNON 326	0	0
0097 MOUNT VERNON 327	0	0
0098 MOUNT VERNON 328	21	6
0099 SEDRO WOOLLEY 401	93	65
0100 SEDRO WOOLLEY 402	113	78
0101 SEDRO WOOLLEY 403	68	47
0102 SEDRO WOOLLEY 404	128	83
0103 SEDRO WOOLLEY 405	103	79
0104 SEDRO WOOLLEY 406	97	77
0105 BURLINGTON 501	36	35
0106 BURLINGTON 502	44	33
0107 BURLINGTON 503	50	28
0108 BURLINGTON 504	40	30
0109 BURLINGTON 505	126	67
0110 BURLINGTON 506	49	37



200211200102
Skagit County Auditor

INITIATIVE 790

Vote for 1

01 = YES

02 = NO

VOTES PERCENT

9,076 54.01

7,729 45.99

(CONTINUED FROM PREVIOUS PAGE)

01 02

0111 BURLINGTON 507

42 30

0112 CONCRETE 601

42 37

0113 HAMILTON 701

17 12

0114 LA CONNER 801

91 73

0115 LYMAN 855

24 12



200211200102

Skagit County Auditor

11/20/2002 Page 195 of 263

3:09PM

REFERENDUM MEASURE 53

VOTES PERCENT

Vote for 1

01 = APPROVED

5,913 36.88

02 = REJECTED

10,119 63.12

	01	02
0001 ALDER 101	24	87
0002 ALGER 102	26	62
0003 ALLEN 103	20	58
0004 DUNBAR 104	16	46
0005 AVON 105	64	116
0006 SAUK 107	61	93
0007 BAY VIEW 108	38	72
0008 BELFAST 109	35	87
0009 BIG LAKE 110	80	142
0010 BIRDSVIEW 111	41	97
0011 BOW 113	60	164
0012 CASCADE 114	14	32
0013 CEDARDALE 115	36	71
0014 CLEAR LAKE 116	48	105
0015 COUNTRY CLUB 117	56	92
0016 CONWAY 118	25	44
0017 DEWEY 119	161	224
0018 DIGBY 120	0	0
0019 DODGE VALLEY 121	41	59
0020 EDISON 122	14	60
0021 FIR 124	11	50
0022 FRUITDALE 125	76	196
0023 GEAR 126	57	111
0024 GUEMES 127	68	100
0025 HAMBURG 128	40	67
0026 HARMONY 129	50	76
0027 LAKE SIXTEEN 130	30	43
0028 LOOKOUT 132	55	140
0029 MANSFORD 133	3	7
0030 MAPES 134	10	66
0031 MARCH POINT 135	0	0
0032 McMURRAY WEST 136	51	98
0033 McRAE 137	54	115
0034 McMURRAY EAST 138	19	35
0035 MINKLER 139	34	66
0036 MONTBORNE 140	40	79
0037 NOOKACHAMPS 141	25	70
0038 SKYRIDGE 144	73	130
0039 PRAIRIE 145	30	67
0040 POINT WILLIAMS 146	47	100
0041 RIDGEWAY 147	48	91
0042 ROCKPORT 148	50	108
0043 SHELTER BAY 149	152	186
0044 SNEE OOSH 150	58	79
0045 STERLING 151	34	69
0046 SWINOMISH 153	89	126
0047 TINGLEY 154	27	56
0048 VAN FLEET 155	60	151
0049 VEDERE 156	36	91
0050 WHITNEY 157	28	49
0051 ROSARIO 158	116	183
0052 TERRACE 159	153	225
0053 STARBIRD 160	60	97
0054 COUNTY 162	0	0
0055 FIDALGO 164	115	189



200211200102
Skagit County Auditor

REFERENDUM MEASURE 53

VOTES PERCENT

Vote for 1

01 = APPROVED

5,913 36.88

02 = REJECTED

10,119 63.12

(CONTINUED FROM PREVIOUS PAGE)

	01	02
0056 GAGES 165	55	88
0057 SAMISH 166	32	72
0058 COLLINS 167	14	26
0059 BLANCHARD 168	55	97
0060 VIEW TERRACE 170	0	0
0061 LAKE CAVANAUGH 171	31	41
0062 LITTLE MOUNTAIN 172	32	73
0063 RIVERBEND 173	1	4
0064 PADILLA 174	15	32
0065 FREDONIA 176	14	33
0066 ANACORTES 201	51	80
0067 ANACORTES 204	59	68
0068 ANACORTES 205	2	2
0069 ANACORTES 206	83	134
0070 ANACORTES 207	71	115
0071 ANACORTES 209	124	169
0072 ANACORTES 211	113	161
0073 ANACORTES 217	107	186
0074 ANACORTES 220	112	186
0075 ANACORTES 221	172	214
0076 ANACORTES 222	101	97
0077 ANACORTES 224	165	246
0078 MOUNT VERNON 301	23	54
0079 MOUNT VERNON 302	19	39
0080 MOUNT VERNON 303	64	104
0081 MOUNT VERNON 304	94	148
0082 MOUNT VERNON 305	6	3
0083 MOUNT VERNON 306	54	71
0084 MOUNT VERNON 307	73	87
0085 MOUNT VERNON 308	111	146
0086 MOUNT VERNON 309	51	90
0087 MOUNT VERNON 310	34	57
0088 MOUNT VERNON 311	51	70
0089 MOUNT VERNON 312	44	60
0090 MOUNT VERNON 314	99	137
0091 MOUNT VERNON 315	48	74
0092 MOUNT VERNON 316	132	179
0093 MOUNT VERNON 319	102	103
0094 MOUNT VERNON 321	108	161
0095 MOUNT VERNON 322	85	126
0096 MOUNT VERNON 326	0	0
0097 MOUNT VERNON 327	0	0
0098 MOUNT VERNON 328	9	16
0099 SEDRO WOOLLEY 401	49	97
0100 SEDRO WOOLLEY 402	65	116
0101 SEDRO WOOLLEY 403	38	70
0102 SEDRO WOOLLEY 404	47	153
0103 SEDRO WOOLLEY 405	57	111
0104 SEDRO WOOLLEY 406	61	104
0105 BURLINGTON 501	24	45
0106 BURLINGTON 502	26	45
0107 BURLINGTON 503	23	52
0108 BURLINGTON 504	30	39
0109 BURLINGTON 505	61	124
0110 BURLINGTON 506	36	50



200211200102
Skagit County Auditor

NUMBERED KEY CANVASS

RUN DATE:11/20/02 10:47 AM

SKAGIT COUNTY
OFFICIAL RESULTS
(ABSENTEE)

(ABSENTEE)

REPORT-EL52 PAGE 0012

REFERENDUM MEASURE 53

Vote for 1

01 = APPROVED

02 = REJECTED

VOTES PERCENT

5,913 36.88

10,119 63.12

(CONTINUED FROM PREVIOUS PAGE)

	01	02
0111 BURLINGTON 507	16	50
0112 CONCRETE 601	19	59
0113 HAMILTON 701	18	14
0114 LA CONNER 801	55	93
0115 LYMAN 855	13	21



200211200102

Skagit County Auditor

NUMBERED KEY CANVASS

RUN DATE:11/20/02 10:47 AM

SKAGIT COUNTY
OFFICIAL RESULTS
(ABSENTEE)

(ABSENTEE)

REPORT-EL52

PAGE 0013

REFERENDUM BILL 51

Vote for 1

01 = APPROVED

02 = REJECTED

VOTES PERCENT

6,082 35.36
11,119 64.64

	01	02
0001 ALDER 101	19	102
0002 ALGER 102	31	64
0003 ALLEN 103	19	65
0004 DUNBAR 104	22	46
0005 AVON 105	60	132
0006 SAUK 107	45	121
0007 BAY VIEW 108	42	75
0008 BELFAST 109	28	94
0009 BIG LAKE 110	82	152
0010 BIRDSVIEW 111	31	114
0011 BOW 113	68	172
0012 CASCADE 114	15	33
0013 CEDARDALE 115	25	91
0014 CLEAR LAKE 116	39	129
0015 COUNTRY CLUB 117	60	102
0016 CONWAY 118	23	50
0017 DEWEY 119	181	237
0018 DIGBY 120	0	0
0019 DODGE VALLEY 121	44	60
0020 EDISON 122	15	65
0021 FIR 124	29	43
0022 FRUITDALE 125	73	211
0023 GEAR 126	50	132
0024 GUEMES 127	62	119
0025 HAMBURG 128	50	64
0026 HARMONY 129	53	83
0027 LAKE SIXTEEN 130	29	45
0028 LOOKOUT 132	44	166
0029 MANSFORD 133	2	9
0030 MAPES 134	28	48
0031 MARCH POINT 135	0	0
0032 McMURRAY WEST 136	58	99
0033 McRAE 137	48	130
0034 McMURRAY EAST 138	18	38
0035 MINKLER 139	27	80
0036 MONTBORNE 140	39	91
0037 NOOKACHAMPS 141	34	65
0038 SKYRIDGE 144	82	136
0039 PRAIRIE 145	28	75
0040 POINT WILLIAMS 146	64	93
0041 RIDGEWAY 147	54	95
0042 ROCKPORT 148	40	129
0043 SHELTER BAY 149	137	232
0044 SNEE OOSH 150	60	88
0045 STERLING 151	30	76
0046 SWINOMISH 153	104	126
0047 TINGLEY 154	24	71
0048 VAN FLEET 155	49	180
0049 VEDERE 156	39	95
0050 WHITNEY 157	43	44
0051 ROSARIO 158	126	191
0052 TERRACE 159	147	257
0053 STARBIRD 160	55	118
0054 COUNTY 162	0	0
0055 FIDALGO 164	127	192



200211200102
Skagit County Auditor

REFERENDUM BILL 51

VOTES PERCENT

Vote for 1

01 = APPROVED

6,082 35.36

02 = REJECTED

11,119 64.64

(CONTINUED FROM PREVIOUS PAGE)

	01	02
0056 GAGES 165	59	94
0057 SAMISH 166	20	90
0058 COLLINS 167	11	28
0059 BLANCHARD 168	37	123
0060 VIEW TERRACE 170	0	0
0061 LAKE CAVANAUGH 171	18	55
0062 LITTLE MOUNTAIN 172	41	67
0063 RIVERBEND 173	4	1
0064 PADILLA 174	21	30
0065 FREDONIA 176	12	37
0066 ANACORTES 201	63	80
0067 ANACORTES 204	57	83
0068 ANACORTES 205	2	2
0069 ANACORTES 206	102	141
0070 ANACORTES 207	74	128
0071 ANACORTES 209	128	183
0072 ANACORTES 211	149	152
0073 ANACORTES 217	125	195
0074 ANACORTES 220	145	167
0075 ANACORTES 221	160	248
0076 ANACORTES 222	106	104
0077 ANACORTES 224	191	249
0078 MOUNT VERNON 301	33	50
0079 MOUNT VERNON 302	18	44
0080 MOUNT VERNON 303	65	114
0081 MOUNT VERNON 304	106	151
0082 MOUNT VERNON 305	5	7
0083 MOUNT VERNON 306	62	74
0084 MOUNT VERNON 307	80	91
0085 MOUNT VERNON 308	86	192
0086 MOUNT VERNON 309	52	103
0087 MOUNT VERNON 310	44	56
0088 MOUNT VERNON 311	64	62
0089 MOUNT VERNON 312	61	58
0090 MOUNT VERNON 314	92	169
0091 MOUNT VERNON 315	50	78
0092 MOUNT VERNON 316	140	197
0093 MOUNT VERNON 319	98	124
0094 MOUNT VERNON 321	97	193
0095 MOUNT VERNON 322	78	143
0096 MOUNT VERNON 326	0	0
0097 MOUNT VERNON 327	0	0
0098 MOUNT VERNON 328	8	20
0099 SEDRO WOOLLEY 401	42	114
0100 SEDRO WOOLLEY 402	53	142
0101 SEDRO WOOLLEY 403	39	76
0102 SEDRO WOOLLEY 404	54	158
0103 SEDRO WOOLLEY 405	77	108
0104 SEDRO WOOLLEY 406	42	136
0105 BURLINGTON 501	23	49
0106 BURLINGTON 502	27	51
0107 BURLINGTON 503	14	69
0108 BURLINGTON 504	29	44
0109 BURLINGTON 505	56	138
0110 BURLINGTON 506	27	61



200211200102

Skagit County Auditor

NUMBERED KEY CANVASS

RUN DATE:11/20/02 10:47 AM

SKAGIT COUNTY
OFFICIAL RESULTS
(ABSENTEE)

(ABSENTEE)

REPORT-EL52

PAGE 0015

REFERENDUM BILL 51

Vote for 1

01 = APPROVED

02 = REJECTED

VOTES PERCENT

6,082 35.36

11,119 64.64

(CONTINUED FROM PREVIOUS PAGE)

01 02

0111 BURLINGTON 507

24 50

0112 CONCRETE 601

18 64

0113 HAMILTON 701

9 24

0114 LA CONNER 801

71 100

0115 LYMAN 855

11 27



200211200102

Skagit County Auditor

HOUSE JOINT RESOLUTION 4220

VOTES PERCENT

Vote for 1

01 = APPROVED

02 = REJECTED

11,701 70.61
4,871 29.39

01 02

0001 ALDER 101	62	53
0002 ALGER 102	65	32
0003 ALLEN 103	49	27
0004 DUNBAR 104	44	21
0005 AVON 105	122	60
0006 SAUK 107	114	46
0007 BAY VIEW 108	67	47
0008 BELFAST 109	72	50
0009 BIG LAKE 110	186	47
0010 BIRDSVIEW 111	80	56
0011 BOW 113	166	62
0012 CASCADE 114	35	11
0013 CEDARDALE 115	76	37
0014 CLEAR LAKE 116	111	51
0015 COUNTRY CLUB 117	122	31
0016 CONWAY 118	53	17
0017 DEWEY 119	295	110
0018 DIGBY 120	0	0
0019 DODGE VALLEY 121	80	24
0020 EDISON 122	43	35
0021 FIR 124	43	23
0022 FRUITDALE 125	164	109
0023 GEAR 126	112	67
0024 GUEMES 127	141	39
0025 HAMBURG 128	84	29
0026 HARMONY 129	100	31
0027 LAKE SIXTEEN 130	56	16
0028 LOOKOUT 132	131	72
0029 MANSFORD 133	7	4
0030 MAPES 134	51	25
0031 MARCH POINT 135	0	0
0032 McMURRAY WEST 136	96	58
0033 McRAE 137	118	54
0034 McMURRAY EAST 138	42	13
0035 MINKLER 139	67	34
0036 MONTBORNE 140	82	36
0037 NOOKACHAMPS 141	67	28
0038 SKYRIDGE 144	160	50
0039 PRAIRIE 145	63	38
0040 POINT WILLIAMS 146	102	53
0041 RIDGEWAY 147	105	40
0042 ROCKPORT 148	103	61
0043 SHELTER BAY 149	272	85
0044 SNEE OOSH 150	108	33
0045 STERLING 151	69	33
0046 SWINOMISH 153	180	43
0047 TINGLEY 154	68	23
0048 VAN FLEET 155	136	83
0049 VEDERE 156	76	57
0050 WHITNEY 157	54	28
0051 ROSARIO 158	221	90
0052 TERRACE 159	287	105
0053 STARBIRD 160	110	53
0054 COUNTY 162	0	0
0055 FIDALGO 164	233	70



200211200102
Skagit County Auditor

HOUSE JOINT RESOLUTION 4220

VOTES PERCENT

Vote for 1

01 = APPROVED

11,701 70.61

02 = REJECTED

4,871 29.39

(CONTINUED FROM PREVIOUS PAGE)

	01	02
0056 GAGES 165	101	46
0057 SAMISH 166	74	32
0058 COLLINS 167	30	10
0059 BLANCHARD 168	108	47
0060 VIEW TERRACE 170	0	0
0061 LAKE CAVANAUGH 171	49	24
0062 LITTLE MOUNTAIN 172	79	30
0063 RIVERBEND 173	5	0
0064 PADILLA 174	41	9
0065 FREDONIA 176	27	20
0066 ANACORTES 201	102	34
0067 ANACORTES 204	105	30
0068 ANACORTES 205	2	2
0069 ANACORTES 206	155	79
0070 ANACORTES 207	134	54
0071 ANACORTES 209	239	66
0072 ANACORTES 211	217	68
0073 ANACORTES 217	227	78
0074 ANACORTES 220	232	71
0075 ANACORTES 221	296	94
0076 ANACORTES 222	167	40
0077 ANACORTES 224	305	119
0078 MOUNT VERNON 301	47	32
0079 MOUNT VERNON 302	41	20
0080 MOUNT VERNON 303	119	52
0081 MOUNT VERNON 304	183	58
0082 MOUNT VERNON 305	8	1
0083 MOUNT VERNON 306	106	24
0084 MOUNT VERNON 307	128	37
0085 MOUNT VERNON 308	179	87
0086 MOUNT VERNON 309	104	40
0087 MOUNT VERNON 310	60	35
0088 MOUNT VERNON 311	92	30
0089 MOUNT VERNON 312	89	25
0090 MOUNT VERNON 314	173	80
0091 MOUNT VERNON 315	81	41
0092 MOUNT VERNON 316	248	77
0093 MOUNT VERNON 319	166	52
0094 MOUNT VERNON 321	179	102
0095 MOUNT VERNON 322	166	49
0096 MOUNT VERNON 326	0	0
0097 MOUNT VERNON 327	0	0
0098 MOUNT VERNON 328	21	7
0099 SEDRO WOOLLEY 401	92	56
0100 SEDRO WOOLLEY 402	113	73
0101 SEDRO WOOLLEY 403	78	30
0102 SEDRO WOOLLEY 404	139	68
0103 SEDRO WOOLLEY 405	115	63
0104 SEDRO WOOLLEY 406	105	65
0105 BURLINGTON 501	47	22
0106 BURLINGTON 502	52	23
0107 BURLINGTON 503	51	28
0108 BURLINGTON 504	46	22
0109 BURLINGTON 505	136	48
0110 BURLINGTON 506	56	28



200211200102
Skagit County Auditor

NUMBERED KEY CANVASS

RUN DATE:11/20/02 10:47 AM

SKAGIT COUNTY
OFFICIAL RESULTS
(ABSENTEE)

(ABSENTEE)

REPORT-EL52

PAGE 0018

HOUSE JOINT RESOLUTION 4220

VOTES PERCENT

Vote for 1

01 = APPROVED

11,701 70.61

02 = REJECTED

4,871 29.39

(CONTINUED FROM PREVIOUS PAGE)

01 02

0111 BURLINGTON 507

43 27

0112 CONCRETE 601

42 37

0113 HAMILTON 701

19 11

0114 LA CONNER 801

118 48

0115 LYMAN 855

14 20



200211200102

Skagit County Auditor

11/20/2002 Page 204 of 263

3:09PM

EMERGENCY COMMUNICATION SYSTEMS TAX

VOTES PERCENT

Vote for 1

01 = APPROVED?

7,897 48.31

02 = REJECTED?

8,448 51.69

	01	02
0001 ALDER 101	47	72
0002 ALGER 102	44	48
0003 ALLEN 103	33	45
0004 DUNBAR 104	31	34
0005 AVON 105	93	89
0006 SAUK 107	87	69
0007 BAY VIEW 108	39	75
0008 BELFAST 109	51	66
0009 BIG LAKE 110	111	113
0010 BIRDSVIEW 111	62	76
0011 BOW 113	80	149
0012 CASCADE 114	22	22
0013 CEDARDALE 115	48	60
0014 CLEAR LAKE 116	65	101
0015 COUNTRY CLUB 117	69	85
0016 CONWAY 118	27	42
0017 DEWEY 119	204	191
0018 DIGBY 120	0	0
0019 DODGE VALLEY 121	53	50
0020 EDISON 122	28	50
0021 FIR 124	31	36
0022 FRUITDALE 125	119	156
0023 GEAR 126	65	108
0024 GUEMES 127	103	72
0025 HAMBURG 128	47	61
0026 HARMONY 129	60	70
0027 LAKE SIXTEEN 130	38	30
0028 LOOKOUT 132	83	122
0029 MANSFORD 133	3	7
0030 MAPES 134	27	44
0031 MARCH POINT 135	0	0
0032 McMURRAY WEST 136	85	67
0033 McRAE 137	74	98
0034 McMURRAY EAST 138	23	31
0035 MINKLER 139	38	62
0036 MONTBORNE 140	50	78
0037 NOOKACHAMPS 141	40	53
0038 SKYRIDGE 144	88	121
0039 PRAIRIE 145	45	51
0040 POINT WILLIAMS 146	66	81
0041 RIDGEWAY 147	62	73
0042 ROCKPORT 148	64	96
0043 SHELTER BAY 149	178	168
0044 SNEE OOSH 150	76	64
0045 STERLING 151	46	50
0046 SWINOMISH 153	133	80
0047 TINGLEY 154	49	42
0048 VAN FLEET 155	71	146
0049 VEDERE 156	49	85
0050 WHITNEY 157	34	43
0051 ROSARIO 158	137	163
0052 TERRACE 159	200	184
0053 STARBIRD 160	70	95
0054 COUNTY 162	0	0
0055 FIDALGO 164	131	174



200211200102

Skagit County Auditor

EMERGENCY COMMUNICATION SYSTEMS TAX

VOTES PERCENT

Vote for 1

01 = APPROVED?

7.897 48.31

02 = REJECTED?

8.448 51.69

(CONTINUED FROM PREVIOUS PAGE)

	01	02
0056 GAGES 165	70	72
0057 SAMISH 166	50	55
0058 COLLINS 167	19	20
0059 BLANCHARD 168	65	91
0060 VIEW TERRACE 170	0	0
0061 LAKE CAVANAUGH 171	34	38
0062 LITTLE MOUNTAIN 172	45	57
0063 RIVERBEND 173	3	1
0064 PADILLA 174	29	22
0065 FREDONIA 176	19	28
0066 ANACORTES 201	74	61
0067 ANACORTES 204	65	62
0068 ANACORTES 205	4	0
0069 ANACORTES 206	117	117
0070 ANACORTES 207	95	92
0071 ANACORTES 209	153	143
0072 ANACORTES 211	166	120
0073 ANACORTES 217	155	143
0074 ANACORTES 220	153	142
0075 ANACORTES 221	217	172
0076 ANACORTES 222	104	96
0077 ANACORTES 224	210	197
0078 MOUNT VERNON 301	46	33
0079 MOUNT VERNON 302	33	28
0080 MOUNT VERNON 303	79	86
0081 MOUNT VERNON 304	120	127
0082 MOUNT VERNON 305	10	2
0083 MOUNT VERNON 306	74	53
0084 MOUNT VERNON 307	93	67
0085 MOUNT VERNON 308	142	121
0086 MOUNT VERNON 309	67	79
0087 MOUNT VERNON 310	57	37
0088 MOUNT VERNON 311	73	50
0089 MOUNT VERNON 312	63	51
0090 MOUNT VERNON 314	129	123
0091 MOUNT VERNON 315	58	60
0092 MOUNT VERNON 316	151	174
0093 MOUNT VERNON 319	97	121
0094 MOUNT VERNON 321	144	134
0095 MOUNT VERNON 322	70	138
0096 MOUNT VERNON 326	0	0
0097 MOUNT VERNON 327	0	0
0098 MOUNT VERNON 328	19	9
0099 SEDRO WOOLLEY 401	61	87
0100 SEDRO WOOLLEY 402	74	113
0101 SEDRO WOOLLEY 403	61	50
0102 SEDRO WOOLLEY 404	110	98
0103 SEDRO WOOLLEY 405	95	78
0104 SEDRO WOOLLEY 406	70	92
0105 BURLINGTON 501	37	31
0106 BURLINGTON 502	33	40
0107 BURLINGTON 503	35	46
0108 BURLINGTON 504	47	22
0109 BURLINGTON 505	95	87
0110 BURLINGTON 506	39	43



200211200102
Skagit County Auditor

NUMBERED KEY CANVASS

RUN DATE:11/20/02 10:47 AM

SKAGIT COUNTY
OFFICIAL RESULTS
(ABSENTEE)

(ABSENTEE)

REPORT-EL52

PAGE 0021

EMERGENCY COMMUNICATION SYSTEMS TAX

VOTES PERCENT

Vote for 1

01 = APPROVED?

7,897 48.31

02 = REJECTED?

8,448 51.69

(CONTINUED FROM PREVIOUS PAGE)

01 02

0111 BURLINGTON 507

31 38

0112 CONCRETE 601

35 45

0113 HAMILTON 701

15 13

0114 LA CONNER 801

94 72

0115 LYMAN 855

14 23



200211200102

Skagit County Auditor

11/20/2002 Page 207 of 263

3:09PM

UNITED STATES REPRESENTATIVE DIST 2

VOTES PERCENT

VOTES PERCENT

Vote for 1

01 = Rick Larsen (DEM)	8,553	49.90
02 = Norma Smith (REP)	8,106	47.29
03 = Bruce Guthrie (LIB)	258	1.51

04 = Bernard Patrick (Bern) Haggerty (GRN)	216	1.26
05 = WRITE-IN	8	.05

	01	02	03	04	05
0001 ALDER 101	55	59	4	3	0
0002 ALGER 102	39	55	1	4	0
0003 ALLEN 103	26	57	0	0	0
0004 DUNBAR 104	40	26	0	0	0
0005 AVON 105	91	95	3	2	0
0006 SAUK 107	100	47	8	5	0
0007 BAY VIEW 108	55	59	2	2	0
0008 BELFAST 109	60	57	4	0	0
0009 BIG LAKE 110	116	113	2	1	0
0010 BIRDSVIEW 111	61	71	5	0	2
0011 BOW 113	126	108	3	2	0
0012 CASCADE 114	26	22	0	1	0
0013 CEDARDALE 115	53	53	0	5	0
0014 CLEAR LAKE 116	64	95	6	5	0
0015 COUNTRY CLUB 117	49	111	1	1	0
0016 CONWAY 118	42	35	0	0	0
0017 DEWEY 119	212	193	7	2	0
0018 DIGBY 120	0	0	0	0	0
0019 DODGE VALLEY 121	67	34	2	4	0
0020 EDISON 122	35	39	3	3	0
0021 FIR 124	45	24	0	0	0
0022 FRUITDALE 125	162	109	5	7	0
0023 GEAR 126	77	101	2	2	0
0024 GUEMES 127	93	76	4	9	0
0025 HAMBURG 128	59	55	0	1	1
0026 HARMONY 129	66	63	1	5	0
0027 LAKE SIXTEEN 130	39	33	0	0	0
0028 LOOKOUT 132	88	107	8	4	0
0029 MANSFORD 133	8	3	0	0	0
0030 MAPES 134	37	40	1	0	0
0031 MARCH POINT 135	0	0	0	0	0
0032 McMURRAY WEST 136	88	63	5	4	0
0033 McRAE 137	88	86	5	2	0
0034 McMURRAY EAST 138	31	23	1	0	0
0035 MINKLER 139	59	43	0	4	0
0036 MONTBORNE 140	61	61	5	3	0
0037 NOOKACHAMPS 141	55	43	1	1	0
0038 SKYRIDGE 144	104	104	3	5	0
0039 PRAIRIE 145	42	52	3	3	0
0040 POINT WILLIAMS 146	64	88	2	3	0
0041 RIDGEWAY 147	76	65	3	1	0
0042 ROCKPORT 148	81	70	10	4	1
0043 SHELTER BAY 149	140	208	7	8	0
0044 SNEE OOSH 150	78	69	2	1	0
0045 STERLING 151	47	57	2	0	0
0046 SWINOMISH 153	109	116	3	0	0
0047 TINGLEY 154	43	50	0	0	0
0048 VAN FLEET 155	134	93	1	3	0
0049 VEDERE 156	51	83	1	0	0
0050 WHITNEY 157	45	42	1	0	0
0051 ROSARIO 158	156	145	7	4	0
0052 TERRACE 159	160	230	2	5	0
0053 STARBIRD 160	73	97	4	0	0
0054 COUNTY 162	0	0	0	0	0



200211200102

Skagit County Auditor

UNITED STATES REPRESENTATIVE DIST 2

VOTES PERCENT

VOTES PERCENT

Vote for 1

01 = Rick Larsen (DEM)	8,553	49.90
02 = Norma Smith (REP)	8,106	47.29
03 = Bruce Guthrie (LIB)	258	1.51

04 = Bernard Patrick (Bern) Haggerty (GRN)	216	1.26
05 = WRITE-IN	8	.05

(CONTINUED FROM PREVIOUS PAGE)

	01	02	03	04	05
0055 FIDALGO 164	147	154	8	4	0
0056 GAGES 165	87	62	1	1	0
0057 SAMISH 166	47	60	3	2	0
0058 COLLINS 167	25	11	1	3	0
0059 BLANCHARD 168	75	81	2	1	0
0060 VIEW TERRACE 170	0	0	0	0	0
0061 LAKE CAVANAUGH 171	34	35	2	1	0
0062 LITTLE MOUNTAIN 172	44	62	0	2	0
0063 RIVERBEND 173	4	1	0	0	0
0064 PADILLA 174	32	19	0	0	0
0065 FREDONIA 176	19	27	2	1	0
0066 ANACORTES 201	71	66	1	4	0
0067 ANACORTES 204	81	51	2	5	0
0068 ANACORTES 205	2	2	0	0	0
0069 ANACORTES 206	110	131	3	0	0
0070 ANACORTES 207	110	89	2	2	0
0071 ANACORTES 209	119	179	2	8	0
0072 ANACORTES 211	159	137	2	1	0
0073 ANACORTES 217	187	123	6	5	0
0074 ANACORTES 220	139	167	2	3	1
0075 ANACORTES 221	198	200	0	6	1
0076 ANACORTES 222	96	110	2	0	0
0077 ANACORTES 224	181	249	1	5	0
0078 MOUNT VERNON 301	43	35	3	3	0
0079 MOUNT VERNON 302	28	31	2	1	0
0080 MOUNT VERNON 303	96	76	5	1	0
0081 MOUNT VERNON 304	130	122	2	2	0
0082 MOUNT VERNON 305	4	8	0	0	0
0083 MOUNT VERNON 306	81	52	4	1	0
0084 MOUNT VERNON 307	106	61	2	1	0
0085 MOUNT VERNON 308	141	131	5	1	0
0086 MOUNT VERNON 309	84	65	4	2	0
0087 MOUNT VERNON 310	56	44	1	3	0
0088 MOUNT VERNON 311	69	56	2	0	0
0089 MOUNT VERNON 312	62	57	0	1	0
0090 MOUNT VERNON 314	128	126	3	4	0
0091 MOUNT VERNON 315	71	58	0	1	0
0092 MOUNT VERNON 316	175	154	5	1	0
0093 MOUNT VERNON 319	113	97	9	2	0
0094 MOUNT VERNON 321	163	124	2	3	0
0095 MOUNT VERNON 322	96	119	1	2	0
0096 MOUNT VERNON 326	0	0	0	0	0
0097 MOUNT VERNON 327	0	0	0	0	0
0098 MOUNT VERNON 328	19	9	0	0	0
0099 SEDRO WOOLLEY 401	91	63	2	3	0
0100 SEDRO WOOLLEY 402	109	81	2	0	0
0101 SEDRO WOOLLEY 403	65	45	3	1	0
0102 SEDRO WOOLLEY 404	133	75	3	0	0
0103 SEDRO WOOLLEY 405	112	70	1	0	1
0104 SEDRO WOOLLEY 406	90	81	4	0	0
0105 BURLINGTON 501	50	21	1	0	0
0106 BURLINGTON 502	46	29	0	0	0
0107 BURLINGTON 503	48	32	0	0	1
0108 BURLINGTON 504	39	30	3	2	0



200211200102
 Skagit County Auditor
 11/20/2002 Page 109 of 263 3:09PM

UNITED STATES REPRESENTATIVE DIST 2

VOTES PERCENT

VOTES PERCENT

Vote for 1

01 = Rick Larsen (DEM)	8,553	49.90
02 = Norma Smith (REP)	8,106	47.29
03 = Bruce Guthrie (LIB)	258	1.51

04 = Bernard Patrick (Bern) Haggerty (GRN)	216	1.26
05 = WRITE-IN	8	.05

(CONTINUED FROM PREVIOUS PAGE)

	01	02	03	04	05
0109 BURLINGTON 505	93	99	2	1	0
0110 BURLINGTON 506	48	37	0	1	0
0111 BURLINGTON 507	34	39	2	0	0
0112 CONCRETE 601	41	41	1	1	0
0113 HAMILTON 701	19	12	0	2	0
0114 LA CONNER 801	109	64	1	2	0
0115 LYMAN 855	18	18	1	1	0



200211200102

Skagit County Auditor

STATE REPRESENTATIVE DIST 10 POS 1

VOTES PERCENT

Vote for 1

01 = Barry Sehlin (REP)

3,077 97.96

02 = WRITE-IN

64 2.04

01 02

0005 AVON 105	137	2
0013 CEDARDALE 115	80	2
0015 COUNTRY CLUB 117	130	0
0016 CONWAY 118	47	3
0017 DEWEY 119	300	7
0019 DODGE VALLEY 121	77	4
0021 FIR 124	50	0
0023 GEAR 126	140	1
0026 HARMONY 129	98	8
0027 LAKE SIXTEEN 130	54	3
0032 McMURRAY WEST 136	106	4
0034 McMURRAY EAST 138	45	1
0041 RIDGEWAY 147	109	1
0043 SHELTER BAY 149	281	3
0044 SNEE OOSH 150	102	3
0046 SWINOMISH 153	159	3
0049 VEDERE 156	116	3
0050 WHITNEY 157	64	0
0051 ROSARIO 158	232	4
0052 TERRACE 159	321	2
0053 STARBIRD 160	127	2
0062 LITTLE MOUNTAIN 172	84	0
0065 FREDONIA 176	35	2
0068 ANACORTES 205	2	0
0082 MOUNT VERNON 305	10	0
0096 MOUNT VERNON 326	0	0
0097 MOUNT VERNON 327	0	0
0111 BURLINGTON 507	64	1
0114 LA CONNER 801	107	5



200211200102

Skagit County Auditor

STATE REPRESENTATIVE DIST 10 POS 2

VOTES PERCENT

VOTES PERCENT

Vote for 1

01 = Eron M. Berg (DEM)

1,894 46.02

03 = Brett Wilhelm (LIB)

80 1.94

02 = Barbara Bailey (REP)

2,138 51.94

04 = WRITE-IN

4 .10

	01	02	03	04
0005 AVON 105	100	87	4	0
0013 CEDARDALE 115	49	61	3	0
0015 COUNTRY CLUB 117	41	111	2	0
0016 CONWAY 118	40	30	2	1
0017 DEWEY 119	213	184	9	0
0019 DODGE VALLEY 121	60	45	3	0
0021 FIR 124	40	29	1	0
0023 GEAR 126	66	107	3	0
0026 HARMONY 129	77	58	0	0
0027 LAKE SIXTEEN 130	30	40	2	0
0032 McMURRAY WEST 136	88	63	3	1
0034 McMURRAY EAST 138	28	25	2	0
0041 RIDGEWAY 147	79	68	1	0
0043 SHELTER BAY 149	140	221	5	0
0044 SNEE OOSH 150	69	77	2	0
0046 SWINOMISH 153	108	116	5	0
0049 VEDERE 156	39	94	2	0
0050 WHITNEY 157	43	42	1	0
0051 ROSARIO 158	149	150	6	0
0052 TERRACE 159	153	234	6	1
0053 STARBIRD 160	75	90	8	0
0062 LITTLE MOUNTAIN 172	47	60	1	0
0065 FREDONIA 176	22	25	1	0
0068 ANACORTES 205	2	2	0	0
0082 MOUNT VERNON 305	3	9	0	0
0096 MOUNT VERNON 326	0	0	0	0
0097 MOUNT VERNON 327	0	0	0	0
0111 BURLINGTON 507	33	39	2	0
0114 LA CONNER 801	100	71	6	1



200211200102

Skagit County Auditor

STATE REPRESENTATIVE DIST 39 POS 1

VOTES PERCENT

VOTES PERCENT

Vote for 1

- 01 = Bob Quarterman (DEM)
- 02 = Dan Kristiansen (REP)

1,691 50.06
1,683 49.82

03 = WRITE-IN

4 .12

	01	02	03
0001 ALDER 101	55	58	0
0006 SAUK 107	100	54	0
0009 BIG LAKE 110	94	124	0
0010 BIRDSVIEW 111	59	79	1
0012 CASCADE 114	26	21	0
0014 CLEAR LAKE 116	74	87	0
0022 FRUITDALE 125	164	112	0
0025 HAMBURG 128	46	64	1
0029 MANSFORD 133	7	3	0
0035 MINKLER 139	51	53	0
0036 MONTBORNE 140	56	66	0
0037 NOOKACHAMPS 141	49	51	0
0039 PRAIRIE 145	34	60	0
0042 ROCKPORT 148	82	77	1
0047 TINGLEY 154	41	48	1
0048 VAN FLEET 155	108	114	0
0058 COLLINS 167	29	10	0
0061 LAKE CAVANAUGH 171	25	40	0
0099 SEDRO WOOLLEY 401	77	72	0
0100 SEDRO WOOLLEY 402	93	96	0
0101 SEDRO WOOLLEY 403	63	47	0
0102 SEDRO WOOLLEY 404	111	90	0
0103 SEDRO WOOLLEY 405	93	85	0
0104 SEDRO WOOLLEY 406	76	97	0
0112 CONCRETE 601	43	39	0
0113 HAMILTON 701	17	16	0
0115 LYMAN 855	18	20	0



200211200102

Skagit County Auditor

STATE REPRESENTATIVE DIST 39 POS 2

VOTES PERCENT

VOTES PERCENT

Vote for 1

01 = John A. Painter (DEM)

1,603 47.92

02 = Kirk Pearson (REP)

1,736 51.90

03 = WRITE-IN

6 .18

01 02 03

0001 ALDER 101	52	62	0
0006 SAUK 107	98	55	1
0009 BIG LAKE 110	86	133	1
0010 BIRDSVIEW 111	50	86	1
0012 CASCADE 114	20	23	0
0014 CLEAR LAKE 116	66	89	1
0022 FRUITDALE 125	158	116	1
0025 HAMBURG 128	43	66	1
0029 MANSFORD 133	6	4	0
0035 MINKLER 139	49	53	0
0036 MONTBORNE 140	51	69	0
0037 NOOKACHAMPS 141	51	47	0
0039 PRAIRIE 145	38	54	0
0042 ROCKPORT 148	84	76	0
0047 TINGLEY 154	36	54	0
0048 VAN FLEET 155	112	102	0
0058 COLLINS 167	28	11	0
0061 LAKE CAVANAUGH 171	17	48	0
0099 SEDRO WOOLLEY 401	66	82	0
0100 SEDRO WOOLLEY 402	88	98	0
0101 SEDRO WOOLLEY 403	58	49	0
0102 SEDRO WOOLLEY 404	96	104	0
0103 SEDRO WOOLLEY 405	95	86	0
0104 SEDRO WOOLLEY 406	81	91	0
0112 CONCRETE 601	37	45	0
0113 HAMILTON 701	20	13	0
0115 LYMAN 855	17	20	0



200211200102

Skagit County Auditor

STATE REPRESENTATIVE DIST 40 POS 1

Vote for 1

01 = Dave Quall (DEM)

02 = Roger E. Pederson (REP)

VOTES PERCENT

5,526 58.89
3,571 38.06

03 = Brian J.M. Rosenau (LIB)
04 = WRITE-IN

VOTES PERCENT

281 2.99
5 .05

01 02 03 04

0002 ALGER 102	48	46	1	0
0003 ALLEN 103	44	35	3	0
0004 DUNBAR 104	49	16	0	0
0007 BAY VIEW 108	52	50	12	0
0008 BELFAST 109	67	48	3	1
0011 BOW 113	158	71	4	0
0018 DIGBY 120	0	0	0	0
0020 EDISON 122	40	36	4	0
0024 GUEMES 127	107	66	7	0
0028 LOOKOUT 132	105	91	12	0
0030 MAPES 134	44	31	1	0
0031 MARCH POINT 135	0	0	0	0
0033 McRAE 137	106	63	10	0
0038 SKYRIDGE 144	139	67	10	0
0040 POINT WILLIAMS 146	98	52	5	0
0045 STERLING 151	74	30	2	0
0054 COUNTY 162	0	0	0	0
0055 FIDALGO 164	177	129	9	1
0056 GAGES 165	94	49	6	0
0057 SAMISH 166	53	51	5	0
0059 BLANCHARD 168	91	64	2	0
0060 VIEW TERRACE 170	0	0	0	0
0063 RIVERBEND 173	4	1	0	0
0064 PADILLA 174	30	21	0	0
0066 ANACORTES 201	85	48	6	0
0067 ANACORTES 204	79	51	7	1
0069 ANACORTES 206	140	90	6	0
0070 ANACORTES 207	111	82	8	0
0071 ANACORTES 209	142	150	11	0
0072 ANACORTES 211	170	116	7	0
0073 ANACORTES 217	207	99	8	0
0074 ANACORTES 220	156	149	5	0
0075 ANACORTES 221	205	185	6	0
0076 ANACORTES 222	114	91	5	0
0077 ANACORTES 224	181	243	9	0
0078 MOUNT VERNON 301	46	31	5	0
0079 MOUNT VERNON 302	36	26	1	0
0080 MOUNT VERNON 303	113	54	7	1
0081 MOUNT VERNON 304	161	84	8	0
0083 MOUNT VERNON 306	93	33	8	0
0084 MOUNT VERNON 307	122	43	5	0
0085 MOUNT VERNON 308	185	92	3	1
0086 MOUNT VERNON 309	104	44	5	0
0087 MOUNT VERNON 310	65	36	2	0
0088 MOUNT VERNON 311	84	40	1	0
0089 MOUNT VERNON 312	74	42	1	0
0090 MOUNT VERNON 314	159	91	9	0
0091 MOUNT VERNON 315	85	45	1	0
0092 MOUNT VERNON 316	211	116	3	0
0093 MOUNT VERNON 319	135	73	14	0
0094 MOUNT VERNON 321	185	100	7	0
0095 MOUNT VERNON 322	124	84	6	0
0098 MOUNT VERNON 328	21	6	1	0
0105 BURLINGTON 501	55	13	4	0
0106 BURLINGTON 502	47	25	3	0



200211200102

Skagit County Auditor

11/20/2002 Page 215 of 263

3:09PM

NUMBERED KEY CANVASS

RUN DATE:11/20/02 10:47 AM

SKAGIT COUNTY
OFFICIAL RESULTS
(ABSENTEE)

(ABSENTEE)

REPORT-EL52 PAGE 0030

STATE REPRESENTATIVE DIST 40 POS 1

VOTES PERCENT

VOTES PERCENT

Vote for 1

01 = Dave Quall (DEM)

5,526 58.89

03 = Brian J.M. Rosenau (LIB)

281 2.99

02 = Roger E. Pederson (REP)

3,571 38.06

04 = WRITE-IN

5 .05

(CONTINUED FROM PREVIOUS PAGE)

	01	02	03	04
0107 BURLINGTON 503	52	27	3	0
0108 BURLINGTON 504	44	24	5	0
0109 BURLINGTON 505	99	93	3	0
0110 BURLINGTON 506	56	28	2	0

0107 BURLINGTON 503

52 27 3 0

0108 BURLINGTON 504

44 24 5 0

0109 BURLINGTON 505

99 93 3 0

0110 BURLINGTON 506

56 28 2 0



200211200102

Skagit County Auditor

11/20/2002 Page 16 of 263

3:09PM

STATE REPRESENTATIVE DIST 40 POS 2

VOTES PERCENT

VOTES PERCENT

Vote for 1

01 = Jeff Morris (DEM)	5,215	55.92
02 = Dan (Danny B.) Bartolovic (REP)	4,102	43.99

03 = WRITE-IN

8 .09

	01	02	03
0002 ALGER 102	46	49	0
0003 ALLEN 103	28	51	0
0004 DUNBAR 104	43	22	0
0007 BAY VIEW 108	57	56	0
0008 BELFAST 109	68	51	0
0011 BOW 113	133	99	0
0018 DIGBY 120	0	0	0
0020 EDISON 122	41	36	0
0024 GUEMES 127	119	57	1
0028 LOOKOUT 132	100	103	0
0030 MAPES 134	35	43	0
0031 MARCH POINT 135	0	0	0
0033 McRAE 137	97	80	0
0038 SKYRIDGE 144	114	96	0
0040 POINT WILLIAMS 146	83	72	0
0045 STERLING 151	60	42	0
0054 COUNTY 162	0	0	0
0055 FIDALGO 164	175	140	0
0056 GAGES 165	85	63	0
0057 SAMISH 166	55	51	0
0059 BLANCHARD 168	84	70	0
0060 VIEW TERRACE 170	0	0	0
0063 RIVERBEND 173	4	1	0
0064 PADILLA 174	30	21	0
0066 ANACORTES 201	77	63	0
0067 ANACORTES 204	87	51	0
0069 ANACORTES 206	134	110	0
0070 ANACORTES 207	126	74	0
0071 ANACORTES 209	145	162	0
0072 ANACORTES 211	154	139	0
0073 ANACORTES 217	209	108	0
0074 ANACORTES 220	153	157	0
0075 ANACORTES 221	218	175	1
0076 ANACORTES 222	109	99	0
0077 ANACORTES 224	206	222	0
0078 MOUNT VERNON 301	44	38	0
0079 MOUNT VERNON 302	31	32	0
0080 MOUNT VERNON 303	105	69	1
0081 MOUNT VERNON 304	154	97	0
0083 MOUNT VERNON 306	87	48	2
0084 MOUNT VERNON 307	113	58	0
0085 MOUNT VERNON 308	162	111	1
0086 MOUNT VERNON 309	87	65	0
0087 MOUNT VERNON 310	58	41	0
0088 MOUNT VERNON 311	74	50	0
0089 MOUNT VERNON 312	68	48	0
0090 MOUNT VERNON 314	159	103	0
0091 MOUNT VERNON 315	78	49	0
0092 MOUNT VERNON 316	185	142	1
0093 MOUNT VERNON 319	124	92	1
0094 MOUNT VERNON 321	167	123	0
0095 MOUNT VERNON 322	103	109	0
0098 MOUNT VERNON 328	20	7	0
0105 BURLINGTON 501	46	24	0
0106 BURLINGTON 502	50	25	0



200211200102
Skagit County Auditor

NUMBERED KEY CANVASS

RUN DATE:11/20/02 10:47 AM

SKAGIT COUNTY
OFFICIAL RESULTS
(ABSENTEE)

(ABSENTEE)

REPORT-EL52 PAGE 0032

STATE REPRESENTATIVE DIST 40 POS 2

VOTES PERCENT

VOTES PERCENT

Vote for 1

01 = Jeff Morris (DEM)

5,215 55.92

02 = Dan (Danny B.) Bartolovic (REP)

4,102 43.99

03 = WRITE-IN

8 .09

(CONTINUED FROM PREVIOUS PAGE)

01 02 03

0107 BURLINGTON 503

48 33 0

0108 BURLINGTON 504

34 38 0

0109 BURLINGTON 505

88 105 0

0110 BURLINGTON 506

55 32 0



200211200102

Skagit County Auditor

11/20/2002 Page 418 of 263

3:09PM

NUMBERED KEY CANVASS
RUN DATE:11/20/02 10:47 AM

SKAGIT COUNTY
OFFICIAL RESULTS
(ABSENTEE)

(ABSENTEE)
REPORT-EL52 PAGE 0033

COUNTY ASSESSOR	VOTES	PERCENT	VOTES	PERCENT
Vote for 1				
01 = Brett Tacker (DEM)	5,951	36.44		
02 = Mark Leander (REP)	10,362	63.46		
			03 = WRITE-IN	16 .10

	01	02	03
0001 ALDER 101	47	67	0
0002 ALGER 102	34	58	0
0003 ALLEN 103	18	62	0
0004 DUNBAR 104	26	36	0
0005 AVON 105	61	129	0
0006 SAUK 107	80	67	0
0007 BAY VIEW 108	32	82	0
0008 BELFAST 109	43	78	0
0009 BIG LAKE 110	68	149	0
0010 BIRDSVIEW 111	44	85	2
0011 BOW 113	88	145	0
0012 CASCADE 114	20	24	0
0013 CEDARDALE 115	42	71	0
0014 CLEAR LAKE 116	63	96	2
0015 COUNTRY CLUB 117	22	130	0
0016 CONWAY 118	33	42	0
0017 DEWEY 119	138	247	0
0018 DIGBY 120	0	0	0
0019 DODGE VALLEY 121	43	61	0
0020 EDISON 122	26	48	0
0021 FIR 124	17	49	0
0022 FRUITDALE 125	144	135	0
0023 GEAR 126	44	140	0
0024 GUEMES 127	70	93	0
0025 HAMBURG 128	33	80	1
0026 HARMONY 129	40	90	0
0027 LAKE SIXTEEN 130	21	48	0
0028 LOOKOUT 132	70	126	0
0029 MANSFORD 133	6	2	0
0030 MAPES 134	26	50	0
0031 MARCH POINT 135	0	0	0
0032 McMURRAY WEST 136	73	81	0
0033 McRAE 137	64	109	0
0034 McMURRAY EAST 138	21	32	0
0035 MINKLER 139	50	51	0
0036 MONTBORNE 140	46	73	0
0037 NOOKACHAMPS 141	43	54	0
0038 SKYRIDGE 144	58	145	0
0039 PRAIRIE 145	37	55	0
0040 POINT WILLIAMS 146	47	102	0
0041 RIDGEWAY 147	51	90	0
0042 ROCKPORT 148	82	79	0
0043 SHELTER BAY 149	91	241	1
0044 SNEE OOSH 150	57	82	0
0045 STERLING 151	28	77	0
0046 SWINOMISH 153	81	136	0
0047 TINGLEY 154	40	50	1
0048 VAN FLEET 155	110	114	0
0049 VEDERE 156	35	96	0
0050 WHITNEY 157	22	62	0
0051 ROSARIO 158	95	194	0
0052 TERRACE 159	83	306	0
0053 STARBIRD 160	50	108	1
0054 COUNTY 162	0	0	0
0055 FIDALGO 164	111	190	0



200211200102
Skagit County Auditor
11/20/2002 Page 19 of 263 3:09PM

COUNTY ASSESSOR

Vote for 1

- 01 = Brett Tacker (DEM)
- 02 = Mark Leander (REP)

VOTES PERCENT

VOTES PERCENT

5,951 36.44
10,362 63.46 03 = WRITE-IN

16 .10

(CONTINUED FROM PREVIOUS PAGE)

	01	02	03
0056 GAGES 165	54	94	0
0057 SAMISH 166	38	64	0
0058 COLLINS 167	22	15	0
0059 BLANCHARD 168	62	85	0
0060 VIEW TERRACE 170	0	0	0
0061 LAKE CAVANAUGH 171	19	47	0
0062 LITTLE MOUNTAIN 172	26	78	0
0063 RIVERBEND 173	1	3	0
0064 PADILLA 174	13	38	0
0065 FREDONIA 176	18	31	0
0066 ANACORTES 201	47	88	0
0067 ANACORTES 204	75	57	0
0068 ANACORTES 205	2	2	0
0069 ANACORTES 206	91	143	0
0070 ANACORTES 207	88	106	0
0071 ANACORTES 209	78	213	0
0072 ANACORTES 211	102	176	0
0073 ANACORTES 217	151	151	0
0074 ANACORTES 220	86	201	1
0075 ANACORTES 221	157	217	0
0076 ANACORTES 222	66	121	0
0077 ANACORTES 224	116	278	0
0078 MOUNT VERNON 301	31	46	0
0079 MOUNT VERNON 302	25	37	0
0080 MOUNT VERNON 303	62	109	2
0081 MOUNT VERNON 304	95	151	0
0082 MOUNT VERNON 305	2	9	0
0083 MOUNT VERNON 306	50	81	1
0084 MOUNT VERNON 307	63	103	0
0085 MOUNT VERNON 308	96	166	2
0086 MOUNT VERNON 309	44	107	0
0087 MOUNT VERNON 310	45	49	0
0088 MOUNT VERNON 311	38	80	0
0089 MOUNT VERNON 312	31	85	0
0090 MOUNT VERNON 314	96	160	0
0091 MOUNT VERNON 315	46	79	0
0092 MOUNT VERNON 316	81	242	0
0093 MOUNT VERNON 319	60	147	1
0094 MOUNT VERNON 321	99	184	0
0095 MOUNT VERNON 322	57	152	0
0096 MOUNT VERNON 326	0	0	0
0097 MOUNT VERNON 327	0	0	0
0098 MOUNT VERNON 328	15	12	0
0099 SEDRO WOOLLEY 401	60	94	0
0100 SEDRO WOOLLEY 402	82	106	0
0101 SEDRO WOOLLEY 403	50	57	0
0102 SEDRO WOOLLEY 404	90	117	0
0103 SEDRO WOOLLEY 405	85	91	0
0104 SEDRO WOOLLEY 406	64	103	0
0105 BURLINGTON 501	33	37	0
0106 BURLINGTON 502	28	44	0
0107 BURLINGTON 503	36	48	0
0108 BURLINGTON 504	22	51	1
0109 BURLINGTON 505	61	131	0
0110 BURLINGTON 506	38	50	0



200211200102
Skagit County Auditor

NUMBERED KEY CANVASS

RUN DATE:11/20/02 10:47 AM

SKAGIT COUNTY
OFFICIAL RESULTS
(ABSENTEE)

(ABSENTEE)

REPORT-EL52 PAGE 0035

COUNTY ASSESSOR

VOTES PERCENT

VOTES PERCENT

Vote for 1

01 = Brett Tacker (DEM)

5,951 36.44

02 = Mark Leander (REP)

10,362 63.46

03 = WRITE-IN

16 .10

(CONTINUED FROM PREVIOUS PAGE)

01 02 03

0111 BURLINGTON 507

18 56 0

0112 CONCRETE 601

44 37 0

0113 HAMILTON 701

13 20 0

0114 LA CONNER 801

90 73 0

0115 LYMAN 855

15 23 0



200211200102

Skagit County Auditor

COUNTY AUDITOR

Vote for 1

01 = Jackie Brunson (DEM)

02 = Norma Hickok-Brummett (REP)

VOTES PERCENT

7,917 47.91
8,600 52.04

03 = WRITE-IN

VOTES PERCENT

9 .05

	01	02	03
0001 ALDER 101	55	59	0
0002 ALGER 102	49	44	0
0003 ALLEN 103	27	51	0
0004 DUNBAR 104	36	28	0
0005 AVON 105	81	107	0
0006 SAUK 107	94	55	0
0007 BAY VIEW 108	52	58	0
0008 BELFAST 109	47	71	0
0009 BIG LAKE 110	106	117	0
0010 BIRDSVIEW 111	55	79	1
0011 BOW 113	107	124	0
0012 CASCADE 114	25	20	0
0013 CEDARDALE 115	45	67	0
0014 CLEAR LAKE 116	75	82	0
0015 COUNTRY CLUB 117	53	99	0
0016 CONWAY 118	38	37	0
0017 DEWEY 119	193	202	1
0018 DIGBY 120	0	0	0
0019 DODGE VALLEY 121	57	49	0
0020 EDISON 122	30	43	0
0021 FIR 124	39	29	0
0022 FRUITDALE 125	170	113	0
0023 GEAR 126	69	117	0
0024 GUEMES 127	90	80	1
0025 HAMBURG 128	51	60	1
0026 HARMONY 129	60	72	0
0027 LAKE SIXTEEN 130	31	40	0
0028 LOOKOUT 132	91	108	0
0029 MANSFORD 133	6	2	0
0030 MAPES 134	25	51	0
0031 MARCH POINT 135	0	0	0
0032 McMURRAY WEST 136	84	71	0
0033 McRAE 137	82	86	0
0034 McMURRAY EAST 138	26	27	0
0035 MINKLER 139	52	49	0
0036 MONTBORNE 140	57	68	0
0037 NOOKACHAMPS 141	48	51	0
0038 SKYRIDGE 144	103	99	0
0039 PRAIRIE 145	49	45	0
0040 POINT WILLIAMS 146	74	80	0
0041 RIDGEWAY 147	67	77	0
0042 ROCKPORT 148	95	65	0
0043 SHELTER BAY 149	129	211	0
0044 SNEE OOSH 150	70	76	0
0045 STERLING 151	39	62	0
0046 SWINOMISH 153	104	115	0
0047 TINGLEY 154	46	46	0
0048 VAN FLEET 155	130	92	0
0049 VEDERE 156	49	79	0
0050 WHITNEY 157	36	45	0
0051 ROSARIO 158	136	163	0
0052 TERRACE 159	160	227	1
0053 STARBIRD 160	69	94	0
0054 COUNTY 162	0	0	0
0055 FIDALGO 164	156	150	0



200211200102
Skagit County Auditor

COUNTY AUDITOR

Vote for 1

01 = Jackie Brunson (DEM)

02 = Norma Hickok-Brummett (REP)

VOTES PERCENT

7,917 47.91
8,600 52.04

03 = WRITE-IN

VOTES PERCENT

9 .05

(CONTINUED FROM PREVIOUS PAGE)

	01	02	03
0056 GAGES 165	79	70	0
0057 SAMISH 166	49	52	0
0058 COLLINS 167	27	12	0
0059 BLANCHARD 168	77	68	0
0060 VIEW TERRACE 170	0	0	0
0061 LAKE CAVANAUGH 171	35	34	0
0062 LITTLE MOUNTAIN 172	48	60	0
0063 RIVERBEND 173	3	1	0
0064 PADILLA 174	24	28	0
0065 FREDONIA 176	26	23	0
0066 ANACORTES 201	68	68	0
0067 ANACORTES 204	80	55	0
0068 ANACORTES 205	2	2	0
0069 ANACORTES 206	113	121	0
0070 ANACORTES 207	109	86	0
0071 ANACORTES 209	117	174	0
0072 ANACORTES 211	145	138	0
0073 ANACORTES 217	182	121	0
0074 ANACORTES 220	130	167	0
0075 ANACORTES 221	175	207	0
0076 ANACORTES 222	91	104	0
0077 ANACORTES 224	169	238	0
0078 MOUNT VERNON 301	35	42	0
0079 MOUNT VERNON 302	26	37	0
0080 MOUNT VERNON 303	81	92	1
0081 MOUNT VERNON 304	106	144	1
0082 MOUNT VERNON 305	6	5	0
0083 MOUNT VERNON 306	78	54	1
0084 MOUNT VERNON 307	101	71	0
0085 MOUNT VERNON 308	139	136	1
0086 MOUNT VERNON 309	70	84	0
0087 MOUNT VERNON 310	48	52	0
0088 MOUNT VERNON 311	41	79	0
0089 MOUNT VERNON 312	49	67	0
0090 MOUNT VERNON 314	100	162	0
0091 MOUNT VERNON 315	51	78	0
0092 MOUNT VERNON 316	147	178	0
0093 MOUNT VERNON 319	99	114	0
0094 MOUNT VERNON 321	145	146	0
0095 MOUNT VERNON 322	78	137	0
0096 MOUNT VERNON 326	0	0	0
0097 MOUNT VERNON 327	0	0	0
0098 MOUNT VERNON 328	14	12	0
0099 SEDRO WOOLLEY 401	82	72	0
0100 SEDRO WOOLLEY 402	103	81	0
0101 SEDRO WOOLLEY 403	64	47	0
0102 SEDRO WOOLLEY 404	120	83	0
0103 SEDRO WOOLLEY 405	104	74	0
0104 SEDRO WOOLLEY 406	93	76	0
0105 BURLINGTON 501	31	36	0
0106 BURLINGTON 502	36	39	0
0107 BURLINGTON 503	37	48	0
0108 BURLINGTON 504	36	39	0
0109 BURLINGTON 505	82	111	0
0110 BURLINGTON 506	44	44	0



200211200102
Skagit County Auditor

NUMBERED KEY CANVASS

RUN DATE:11/20/02 10:47 AM

SKAGIT COUNTY
OFFICIAL RESULTS
(ABSENTEE)

(ABSENTEE)

REPORT-EL52 PAGE 0038

COUNTY AUDITOR

VOTES PERCENT

VOTES PERCENT

Vote for 1

01 = Jackie Brunson (DEM)

7,917 47.91

02 = Norma Hickok-Brummett (REP)

8,600 52.04

03 = WRITE-IN

9 .05

(CONTINUED FROM PREVIOUS PAGE)

01 02 03

0111 BURLINGTON 507

35 39 0

0112 CONCRETE 601

40 41 0

0113 HAMILTON 701

15 18 0

0114 LA CONNER 801

96 71 0

0115 LYMAN 855

18 20 0



200211200102
Skagit County Auditor

11/20/2002 Page 224 of 263

3:09PM

COUNTY CLERK

Vote for 1

- 01 = Nancy Scott (DEM)
- 02 = Dennis Weems (REP)

VOTES PERCENT

VOTES PERCENT

8,359 51.07
8,001 48.88 03 = WRITE-IN

9 .05

01 02 03

0001 ALDER 101	65	52	0
0002 ALGER 102	39	53	0
0003 ALLEN 103	31	45	0
0004 DUNBAR 104	37	25	0
0005 AVON 105	98	89	0
0006 SAUK 107	110	40	0
0007 BAY VIEW 108	57	52	1
0008 BELFAST 109	59	55	0
0009 BIG LAKE 110	107	119	0
0010 BIRDSVIEW 111	72	61	1
0011 BOW 113	121	104	0
0012 CASCADE 114	26	19	0
0013 CEDARDALE 115	46	62	0
0014 CLEAR LAKE 116	76	79	0
0015 COUNTRY CLUB 117	69	84	0
0016 CONWAY 118	44	29	0
0017 DEWEY 119	195	191	0
0018 DIGBY 120	0	0	0
0019 DODGE VALLEY 121	64	41	0
0020 EDISON 122	39	36	0
0021 FIR 124	36	26	0
0022 FRUITDALE 125	161	118	0
0023 GEAR 126	88	95	0
0024 GUEMES 127	92	75	0
0025 HAMBURG 128	70	42	1
0026 HARMONY 129	75	56	0
0027 LAKE SIXTEEN 130	27	43	0
0028 LOOKOUT 132	94	107	0
0029 MANSFORD 133	5	3	0
0030 MAPES 134	43	32	0
0031 MARCH POINT 135	0	0	0
0032 McMURRAY WEST 136	82	69	0
0033 McRAE 137	85	88	0
0034 McMURRAY EAST 138	28	25	0
0035 MINKLER 139	64	38	0
0036 MONTBORNE 140	59	63	0
0037 NOOKACHAMPS 141	61	38	0
0038 SKYRIDGE 144	108	94	0
0039 PRAIRIE 145	43	46	0
0040 POINT WILLIAMS 146	81	71	0
0041 RIDGEWAY 147	77	64	0
0042 ROCKPORT 148	85	78	0
0043 SHELTER BAY 149	128	215	0
0044 SNEE OOSH 150	78	64	0
0045 STERLING 151	51	50	0
0046 SWINOMISH 153	93	122	0
0047 TINGLEY 154	44	46	0
0048 VAN FLEET 155	115	105	0
0049 VEDERE 156	54	73	0
0050 WHITNEY 157	33	45	0
0051 ROSARIO 158	120	174	0
0052 TERRACE 159	170	216	1
0053 STARBIRD 160	71	92	0
0054 COUNTY 162	0	0	0
0055 FIDALGO 164	148	152	0



200211200102
Skagit County Auditor

COUNTY CLERK

Vote for 1

- 01 = Nancy Scott (DEM)
- 02 = Dennis Weems (REP)

VOTES PERCENT

VOTES PERCENT

8,359 51.07
8,001 48.88

03 = WRITE-IN

9 .05

(CONTINUED FROM PREVIOUS PAGE)

	01	02	03
0056 GAGES 165	93	55	0
0057 SAMISH 166	50	51	0
0058 COLLINS 167	30	8	0
0059 BLANCHARD 168	74	71	0
0060 VIEW TERRACE 170	0	0	0
0061 LAKE CAVANAUGH 171	23	43	0
0062 LITTLE MOUNTAIN 172	50	57	0
0063 RIVERBEND 173	4	1	0
0064 PADILLA 174	31	19	0
0065 FREDONIA 176	31	16	0
0066 ANACORTES 201	62	72	0
0067 ANACORTES 204	77	55	0
0068 ANACORTES 205	2	2	0
0069 ANACORTES 206	113	122	0
0070 ANACORTES 207	109	81	0
0071 ANACORTES 209	119	165	0
0072 ANACORTES 211	131	153	0
0073 ANACORTES 217	182	119	0
0074 ANACORTES 220	121	171	0
0075 ANACORTES 221	174	200	0
0076 ANACORTES 222	87	109	0
0077 ANACORTES 224	151	254	0
0078 MOUNT VERNON 301	42	37	0
0079 MOUNT VERNON 302	35	28	0
0080 MOUNT VERNON 303	91	80	1
0081 MOUNT VERNON 304	128	120	1
0082 MOUNT VERNON 305	3	7	0
0083 MOUNT VERNON 306	83	52	0
0084 MOUNT VERNON 307	104	65	0
0085 MOUNT VERNON 308	147	125	0
0086 MOUNT VERNON 309	81	70	0
0087 MOUNT VERNON 310	54	44	0
0088 MOUNT VERNON 311	59	60	0
0089 MOUNT VERNON 312	58	59	0
0090 MOUNT VERNON 314	120	140	2
0091 MOUNT VERNON 315	71	59	0
0092 MOUNT VERNON 316	147	174	0
0093 MOUNT VERNON 319	101	109	0
0094 MOUNT VERNON 321	150	137	0
0095 MOUNT VERNON 322	84	125	0
0096 MOUNT VERNON 326	0	0	0
0097 MOUNT VERNON 327	0	0	0
0098 MOUNT VERNON 328	18	9	0
0099 SEDRO WOOLLEY 401	88	66	0
0100 SEDRO WOOLLEY 402	105	77	0
0101 SEDRO WOOLLEY 403	71	36	0
0102 SEDRO WOOLLEY 404	113	93	0
0103 SEDRO WOOLLEY 405	106	73	0
0104 SEDRO WOOLLEY 406	93	75	0
0105 BURLINGTON 501	42	27	0
0106 BURLINGTON 502	43	32	0
0107 BURLINGTON 503	49	35	0
0108 BURLINGTON 504	44	27	0
0109 BURLINGTON 505	103	88	1
0110 BURLINGTON 506	57	28	0



200211200102

Skagit County Auditor

NUMBERED KEY CANVASS

RUN DATE:11/20/02 10:47 AM

SKAGIT COUNTY
OFFICIAL RESULTS
(ABSENTEE)

(ABSENTEE)

REPORT-EL52 PAGE 0041

COUNTY CLERK

VOTES PERCENT

VOTES PERCENT

Vote for 1

01 = Nancy Scott (DEM)

8,359 51.07

02 = Dennis Weems (REP)

8,001 48.88

03 = WRITE-IN

9 .05

(CONTINUED FROM PREVIOUS PAGE)

01 02 03

0111 BURLINGTON 507

35 41 0

0112 CONCRETE 601

53 28 0

0113 HAMILTON 701

18 13 0

0114 LA CONNER 801

103 61 0

0115 LYMAN 855

22 16 0



200211200102

Skagit County Auditor

11/20/2002 Page 27 of 263

3:09PM

COUNTY COMMISSIONER DIST 3
 Vote for 1
 01 = Brock D. Stiles (DEM)
 02 = Ted W Anderson (REP)

VOTES PERCENT

VOTES PERCENT

8,022 47.97
 8,681 51.91 03 = WRITE-IN

20 .12

	01	02	03
0001 ALDER 101	40	80	0
0002 ALGER 102	42	50	0
0003 ALLEN 103	24	57	0
0004 DUNBAR 104	33	29	0
0005 AVON 105	100	87	2
0006 SAUK 107	83	75	0
0007 BAY VIEW 108	48	67	0
0008 BELFAST 109	65	56	1
0009 BIG LAKE 110	113	110	0
0010 BIRDSVIEW 111	44	96	1
0011 BOW 113	102	135	1
0012 CASCADE 114	20	26	0
0013 CEDARDALE 115	50	63	0
0014 CLEAR LAKE 116	63	105	0
0015 COUNTRY CLUB 117	48	108	0
0016 CONWAY 118	41	31	0
0017 DEWEY 119	200	197	0
0018 DIGBY 120	0	0	0
0019 DODGE VALLEY 121	62	43	1
0020 EDISON 122	33	46	0
0021 FIR 124	34	33	1
0022 FRUITDALE 125	141	144	1
0023 GEAR 126	71	112	0
0024 GUEMES 127	89	81	0
0025 HAMBURG 128	69	44	1
0026 HARMONY 129	74	59	0
0027 LAKE SIXTEEN 130	35	34	0
0028 LOOKOUT 132	78	126	0
0029 MANSFORD 133	3	6	0
0030 MAPES 134	37	41	0
0031 MARCH POINT 135	0	0	0
0032 McMURRAY WEST 136	85	69	0
0033 McRAE 137	79	99	1
0034 McMURRAY EAST 138	29	25	0
0035 MINKLER 139	42	64	0
0036 MONTBORNE 140	53	72	0
0037 NOOKACHAMPS 141	51	47	0
0038 SKYRIDGE 144	105	104	0
0039 PRAIRIE 145	43	57	1
0040 POINT WILLIAMS 146	73	81	0
0041 RIDGEWAY 147	71	74	0
0042 ROCKPORT 148	62	103	2
0043 SHELTER BAY 149	140	207	0
0044 SNEE OOSH 150	71	72	0
0045 STERLING 151	38	65	0
0046 SWINDMISH 153	97	116	0
0047 TINGLEY 154	44	48	2
0048 VAN FLEET 155	110	125	0
0049 VEDERE 156	46	85	0
0050 WHITNEY 157	42	44	0
0051 ROSARIO 158	144	158	0
0052 TERRACE 159	150	240	2
0053 STARBIRD 160	74	93	1
0054 COUNTY 162	0	0	0
0055 FIDALGO 164	154	152	0

200211200102
 Skagit County Auditor
 11/20/2002 Page 228 of 263 3:09PM

COUNTY COMMISSIONER DIST 3

VOTES PERCENT

VOTES PERCENT

Vote for 1

01 = Brock D. Stiles (DEM)

8,022 47.97

02 = Ted W Anderson (REP)

8,681 51.91

03 = WRITE-IN

20 .12

(CONTINUED FROM PREVIOUS PAGE)

	01	02	03
0056 GAGES 165	72	78	0
0057 SAMISH 166	49	57	0
0058 COLLINS 167	21	19	0
0059 BLANCHARD 168	65	87	0
0060 VIEW TERRACE 170	0	0	0
0061 LAKE CAVANAUGH 171	42	29	0
0062 LITTLE MOUNTAIN 172	49	60	0
0063 RIVERBEND 173	4	1	0
0064 PADILLA 174	22	27	0
0065 FREDONIA 176	23	25	0
0066 ANACORTES 201	69	69	0
0067 ANACORTES 204	83	52	0
0068 ANACORTES 205	2	2	0
0069 ANACORTES 206	117	119	0
0070 ANACORTES 207	102	92	0
0071 ANACORTES 209	123	171	0
0072 ANACORTES 211	142	142	0
0073 ANACORTES 217	201	109	0
0074 ANACORTES 220	126	163	0
0075 ANACORTES 221	187	189	0
0076 ANACORTES 222	102	92	0
0077 ANACORTES 224	166	246	0
0078 MOUNT VERNON 301	41	37	0
0079 MOUNT VERNON 302	28	34	0
0080 MOUNT VERNON 303	98	76	1
0081 MOUNT VERNON 304	113	140	0
0082 MOUNT VERNON 305	4	7	0
0083 MOUNT VERNON 306	77	54	0
0084 MOUNT VERNON 307	102	72	0
0085 MOUNT VERNON 308	146	128	1
0086 MOUNT VERNON 309	83	70	0
0087 MOUNT VERNON 310	59	40	0
0088 MOUNT VERNON 311	60	59	0
0089 MOUNT VERNON 312	53	66	0
0090 MOUNT VERNON 314	124	138	0
0091 MOUNT VERNON 315	66	65	0
0092 MOUNT VERNON 316	170	156	0
0093 MOUNT VERNON 319	107	113	0
0094 MOUNT VERNON 321	159	127	0
0095 MOUNT VERNON 322	94	118	0
0096 MOUNT VERNON 326	0	0	0
0097 MOUNT VERNON 327	0	0	0
0098 MOUNT VERNON 328	17	10	0
0099 SEDRO WOOLLEY 401	80	78	0
0100 SEDRO WOOLLEY 402	96	95	0
0101 SEDRO WOOLLEY 403	60	51	0
0102 SEDRO WOOLLEY 404	124	90	0
0103 SEDRO WOOLLEY 405	100	84	0
0104 SEDRO WOOLLEY 406	85	90	0
0105 BURLINGTON 501	36	34	0
0106 BURLINGTON 502	34	41	0
0107 BURLINGTON 503	38	46	0
0108 BURLINGTON 504	40	33	0
0109 BURLINGTON 505	79	113	0
0110 BURLINGTON 506	44	43	0



200211200102
Skagit County Auditor

NUMBERED KEY CANVASS

RUN DATE:11/20/02 10:47 AM

SKAGIT COUNTY
OFFICIAL RESULTS
(ABSENTEE)

(ABSENTEE)

REPORT-EL52 PAGE 0044

COUNTY COMMISSIONER DIST 3

VOTES PERCENT

VOTES PERCENT

Vote for 1

01 = Brock D. Stiles (DEM)

8,022 47.97

02 = Ted W Anderson (REP)

8,681 51.91

03 = WRITE-IN

20 .12

(CONTINUED FROM PREVIOUS PAGE)

01 02 03

0111 BURLINGTON 507

32 44 0

0112 CONCRETE 601

38 45 0

0113 HAMILTON 701

13 20 0

0114 LA CONNER 801

97 70 0

0115 LYMAN 855

13 24 0



200211200102

Skagit County Auditor

11/20/2002 Page 290 of 263

3:09PM

COUNTY CORONER

Vote for 1

01 = Bruce Bacon (DEM)
02 = Matt Mumford (LIB)

VOTES PERCENT

12,426 82.18
2,674 17.68

03 = WRITE-IN

VOTES PERCENT

21 .14

01 02 03

0001 ALDER 101	96	16	0
0002 ALGER 102	69	17	0
0003 ALLEN 103	59	16	0
0004 DUNBAR 104	54	7	0
0005 AVON 105	153	20	0
0006 SAUK 107	118	19	1
0007 BAY VIEW 108	80	20	0
0008 BELFAST 109	87	18	0
0009 BIG LAKE 110	164	43	1
0010 BIRDSVIEW 111	94	29	1
0011 BOW 113	194	21	0
0012 CASCADE 114	38	7	0
0013 CEDARDALE 115	84	20	0
0014 CLEAR LAKE 116	114	38	0
0015 COUNTRY CLUB 117	118	16	2
0016 CONWAY 118	64	4	0
0017 DEWEY 119	286	53	0
0018 DIGBY 120	0	0	0
0019 DODGE VALLEY 121	89	7	0
0020 EDISON 122	52	14	0
0021 FIR 124	52	8	0
0022 FRUITDALE 125	213	42	0
0023 GEAR 126	142	22	0
0024 GUEMES 127	116	26	0
0025 HAMBURG 128	93	13	1
0026 HARMONY 129	122	9	0
0027 LAKE SIXTEEN 130	64	6	0
0028 LOOKOUT 132	129	57	0
0029 MANSFORD 133	6	2	0
0030 MAPES 134	60	13	0
0031 MARCH POINT 135	0	0	0
0032 McMURRAY WEST 136	123	20	0
0033 McRAE 137	122	38	0
0034 McMURRAY EAST 138	36	10	0
0035 MINKLER 139	73	21	0
0036 MONTBORNE 140	88	21	0
0037 NOOKACHAMPS 141	75	16	0
0038 SKYRIDGE 144	166	26	0
0039 PRAIRIE 145	70	14	2
0040 POINT WILLIAMS 146	120	21	0
0041 RIDGEWAY 147	115	20	0
0042 ROCKPORT 148	118	35	0
0043 SHELTER BAY 149	218	69	0
0044 SNEE OOSH 150	108	17	0
0045 STERLING 151	80	13	0
0046 SWINOMISH 153	151	38	0
0047 TINGLEY 154	66	18	0
0048 VAN FLEET 155	176	31	0
0049 VEDERE 156	99	15	0
0050 WHITNEY 157	63	11	0
0051 ROSARIO 158	212	53	0
0052 TERRACE 159	310	37	2
0053 STARBIRD 160	121	26	1
0054 COUNTY 162	0	0	0
0055 FIDALGO 164	209	64	0



200211200102
Skagit County Auditor

COUNTY CORONER

Vote for 1

- 01 = Bruce Bacon (DEM)
- 02 = Matt Mumford (LIB)

VOTES PERCENT

12,426 82.18

2,674 17.68

03 = WRITE-IN

VOTES PERCENT

21 .14

(CONTINUED FROM PREVIOUS PAGE)

	01	02	03
0056 GAGES 165	128	15	0
0057 SAMISH 166	74	21	0
0058 COLLINS 167	30	7	0
0059 BLANCHARD 168	102	32	0
0060 VIEW TERRACE 170	0	0	0
0061 LAKE CAVANAUGH 171	52	15	0
0062 LITTLE MOUNTAIN 172	76	22	0
0063 RIVERBEND 173	5	0	0
0064 PADILLA 174	45	2	0
0065 FREDONIA 176	39	8	0
0066 ANACORTES 201	101	24	1
0067 ANACORTES 204	95	28	0
0068 ANACORTES 205	4	0	0
0069 ANACORTES 206	161	47	0
0070 ANACORTES 207	135	34	1
0071 ANACORTES 209	192	70	0
0072 ANACORTES 211	201	46	0
0073 ANACORTES 217	234	39	0
0074 ANACORTES 220	206	57	2
0075 ANACORTES 221	258	68	0
0076 ANACORTES 222	138	36	0
0077 ANACORTES 224	248	92	0
0078 MOUNT VERNON 301	52	20	0
0079 MOUNT VERNON 302	47	9	1
0080 MOUNT VERNON 303	129	39	1
0081 MOUNT VERNON 304	207	31	1
0082 MOUNT VERNON 305	7	1	0
0083 MOUNT VERNON 306	97	30	0
0084 MOUNT VERNON 307	143	20	0
0085 MOUNT VERNON 308	221	38	0
0086 MOUNT VERNON 309	128	20	0
0087 MOUNT VERNON 310	79	9	0
0088 MOUNT VERNON 311	100	12	0
0089 MOUNT VERNON 312	89	18	0
0090 MOUNT VERNON 314	201	36	0
0091 MOUNT VERNON 315	103	17	0
0092 MOUNT VERNON 316	262	40	0
0093 MOUNT VERNON 319	164	40	0
0094 MOUNT VERNON 321	230	46	1
0095 MOUNT VERNON 322	150	39	0
0096 MOUNT VERNON 326	0	0	0
0097 MOUNT VERNON 327	0	0	0
0098 MOUNT VERNON 328	19	6	0
0099 SEDRO WOOLLEY 401	118	26	0
0100 SEDRO WOOLLEY 402	147	32	0
0101 SEDRO WOOLLEY 403	99	6	0
0102 SEDRO WOOLLEY 404	157	42	0
0103 SEDRO WOOLLEY 405	138	28	0
0104 SEDRO WOOLLEY 406	121	41	0
0105 BURLINGTON 501	61	6	0
0106 BURLINGTON 502	58	15	0
0107 BURLINGTON 503	70	11	1
0108 BURLINGTON 504	55	11	0
0109 BURLINGTON 505	148	26	0
0110 BURLINGTON 506	66	16	0



NUMBERED KEY CANVASS

RUN DATE:11/20/02 10:47 AM

SKAGIT COUNTY
OFFICIAL RESULTS
(ABSENTEE)

(ABSENTEE)

REPORT-EL52 PAGE 0047

COUNTY CORONER

VOTES PERCENT

VOTES PERCENT

Vote for 1

01 = Bruce Bacon (DEM)
02 = Matt Mumford (LIB)

12,426 82.18
2,674 17.68

03 = WRITE-IN

21 .14

(CONTINUED FROM PREVIOUS PAGE)

01 02 03

0111 BURLINGTON 507	58	15	1
0112 CONCRETE 601	62	17	0
0113 HAMILTON 701	28	3	0
0114 LA CONNER 801	130	21	0
0115 LYMAN 855	29	7	0



200211200102
Skagit County Auditor

COUNTY PROSECUTING ATTORNEY

VOTES PERCENT

VOTES PERCENT

Vote for 1

01 = Tom Verge (DEM)

7,983 48.06

02 = Tom Seguine (REP)

8,615 51.86

03 = WRITE-IN

14 .08

01 02 03

0001 ALDER 101	57	63	0
0002 ALGER 102	40	54	0
0003 ALLEN 103	28	55	0
0004 DUNBAR 104	45	20	0
0005 AVON 105	102	88	0
0006 SAUK 107	95	55	0
0007 BAY VIEW 108	52	62	0
0008 BELFAST 109	59	59	1
0009 BIG LAKE 110	103	127	0
0010 BIRDSVIEW 111	68	69	1
0011 BOW 113	102	129	0
0012 CASCADE 114	22	22	0
0013 CEDARDALE 115	51	63	0
0014 CLEAR LAKE 116	60	97	0
0015 COUNTRY CLUB 117	58	97	0
0016 CONWAY 118	41	31	0
0017 DEWEY 119	194	200	0
0018 DIGBY 120	0	0	0
0019 DODGE VALLEY 121	66	38	0
0020 EDISON 122	38	38	0
0021 FIR 124	40	23	1
0022 FRUITDALE 125	138	137	1
0023 GEAR 126	84	98	0
0024 GUEMES 127	98	72	0
0025 HAMBURG 128	58	53	1
0026 HARMONY 129	76	57	0
0027 LAKE SIXTEEN 130	29	42	1
0028 LOOKOUT 132	93	108	0
0029 MANSFORD 133	4	4	0
0030 MAPES 134	29	44	0
0031 MARCH POINT 135	0	0	0
0032 McMURRAY WEST 136	85	66	0
0033 McRAE 137	78	96	0
0034 McMURRAY EAST 138	25	31	0
0035 MINKLER 139	46	51	0
0036 MONTBORNE 140	57	67	0
0037 NOOKACHAMPS 141	49	50	0
0038 SKYRIDGE 144	95	107	1
0039 PRAIRIE 145	55	41	0
0040 POINT WILLIAMS 146	69	80	0
0041 RIDGEWAY 147	84	62	0
0042 ROCKPORT 148	93	68	0
0043 SHELTER BAY 149	155	196	0
0044 SNEE OOSH 150	74	69	0
0045 STERLING 151	33	67	0
0046 SWINOMISH 153	93	124	0
0047 TINGLEY 154	36	50	0
0048 VAN FLEET 155	102	122	0
0049 VEDERE 156	46	80	0
0050 WHITNEY 157	42	41	0
0051 ROSARIO 158	148	155	0
0052 TERRACE 159	148	243	1
0053 STARBIRD 160	75	92	1
0054 COUNTY 162	0	0	0
0055 FIDALGO 164	153	156	0



200211200102
Skagit County Auditor

11/20/2002 Page 234 of 253

3:09PM

COUNTY PROSECUTING ATTORNEY

Vote for 1

01 = Tom Verge (DEM)

02 = Tom Seguine (REP)

VOTES PERCENT

7,983 48.06
8,615 51.86

03 = WRITE-IN

VOTES PERCENT

14 .08

(CONTINUED FROM PREVIOUS PAGE)

	01	02	03
0056 GAGES 165	86	62	0
0057 SAMISH 166	44	60	0
0058 COLLINS 167	20	17	0
0059 BLANCHARD 168	66	84	0
0060 VIEW TERRACE 170	0	0	0
0061 LAKE CAVANAUGH 171	27	42	0
0062 LITTLE MOUNTAIN 172	42	66	0
0063 RIVERBEND 173	4	1	0
0064 PADILLA 174	23	27	0
0065 FREDONIA 176	26	23	0
0066 ANACORTES 201	70	66	0
0067 ANACORTES 204	78	57	0
0068 ANACORTES 205	2	2	0
0069 ANACORTES 206	116	122	0
0070 ANACORTES 207	85	108	0
0071 ANACORTES 209	108	191	0
0072 ANACORTES 211	132	153	0
0073 ANACORTES 217	195	114	0
0074 ANACORTES 220	121	176	0
0075 ANACORTES 221	167	213	0
0076 ANACORTES 222	91	110	0
0077 ANACORTES 224	163	250	0
0078 MOUNT VERNON 301	41	37	0
0079 MOUNT VERNON 302	32	31	0
0080 MOUNT VERNON 303	94	78	1
0081 MOUNT VERNON 304	128	124	0
0082 MOUNT VERNON 305	4	7	0
0083 MOUNT VERNON 306	69	65	0
0084 MOUNT VERNON 307	102	66	0
0085 MOUNT VERNON 308	142	133	0
0086 MOUNT VERNON 309	77	73	0
0087 MOUNT VERNON 310	56	41	0
0088 MOUNT VERNON 311	75	47	1
0089 MOUNT VERNON 312	60	59	0
0090 MOUNT VERNON 314	117	145	1
0091 MOUNT VERNON 315	62	68	0
0092 MOUNT VERNON 316	154	174	0
0093 MOUNT VERNON 319	96	120	0
0094 MOUNT VERNON 321	146	147	0
0095 MOUNT VERNON 322	82	135	0
0096 MOUNT VERNON 326	0	0	0
0097 MOUNT VERNON 327	0	0	0
0098 MOUNT VERNON 328	16	10	0
0099 SEDRO WOOLLEY 401	81	74	0
0100 SEDRO WOOLLEY 402	90	96	0
0101 SEDRO WOOLLEY 403	63	46	0
0102 SEDRO WOOLLEY 404	102	107	0
0103 SEDRO WOOLLEY 405	100	84	0
0104 SEDRO WOOLLEY 406	70	98	0
0105 BURLINGTON 501	33	39	0
0106 BURLINGTON 502	33	40	0
0107 BURLINGTON 503	42	42	1
0108 BURLINGTON 504	36	36	0
0109 BURLINGTON 505	75	119	0
0110 BURLINGTON 506	49	37	0



200211200102
Skagit County Auditor

NUMBERED KEY CANVASS

RUN DATE:11/20/02 10:47 AM

SKAGIT COUNTY
OFFICIAL RESULTS
(ABSENTEE)

(ABSENTEE)

REPORT-EL52 PAGE 0050

COUNTY PROSECUTING ATTORNEY

VOTES PERCENT

VOTES PERCENT

Vote for 1

01 = Tom Verge (DEM)

7,983 48.06

02 = Tom Seguine (REP)

8,615 51.86

03 = WRITE-IN

14 .08

(CONTINUED FROM PREVIOUS PAGE)

01 02 03

0111 BURLINGTON 507

38 36 1

0112 CONCRETE 601

41 41 0

0113 HAMILTON 701

22 11 0

0114 LA CONNER 801

105 62 0

0115 LYMAN 855

13 24 0



200211200102

Skagit County Auditor

11/20/2002 Page 236 of 263

3:09PM

COUNTY SHERIFF

Vote for 1

- 01 = Richard "Rick" Grimstead (DEM)
- 02 = Dave Cooper (REP)

VOTES PERCENT

VOTES PERCENT

8,718 52.64
7,832 47.29

03 = WRITE-IN

11 .07

01 02 03

0001 ALDER 101	62	62	0
0002 ALGER 102	46	49	0
0003 ALLEN 103	47	38	0
0004 DUNBAR 104	45	17	0
0005 AVON 105	101	84	0
0006 SAUK 107	106	46	0
0007 BAY VIEW 108	54	59	0
0008 BELFAST 109	61	55	0
0009 BIG LAKE 110	105	113	0
0010 BIRDSVIEW 111	76	59	1
0011 BOW 113	159	80	0
0012 CASCADE 114	26	16	0
0013 CEDARDALE 115	56	54	0
0014 CLEAR LAKE 116	78	85	0
0015 COUNTRY CLUB 117	66	88	0
0016 CONWAY 118	46	27	0
0017 DEWEY 119	196	190	0
0018 DIGBY 120	0	0	0
0019 DODGE VALLEY 121	63	38	0
0020 EDISON 122	48	32	0
0021 FIR 124	45	19	0
0022 FRUITDALE 125	148	133	2
0023 GEAR 126	96	87	1
0024 GUEMES 127	85	84	0
0025 HAMBURG 128	53	57	0
0026 HARMONY 129	92	42	0
0027 LAKE SIXTEEN 130	38	30	0
0028 LOOKOUT 132	97	96	0
0029 MANSFORD 133	7	3	0
0030 MAPES 134	39	34	0
0031 MARCH POINT 135	0	0	0
0032 McMURRAY WEST 136	88	65	0
0033 McRAE 137	85	89	0
0034 McMURRAY EAST 138	27	27	0
0035 MINKLER 139	50	55	0
0036 MONTBORNE 140	62	60	0
0037 NOOKACHAMPS 141	61	36	0
0038 SKYRIDGE 144	103	104	0
0039 PRAIRIE 145	49	51	0
0040 POINT WILLIAMS 146	76	77	0
0041 RIDGEWAY 147	87	58	0
0042 ROCKPORT 148	102	62	0
0043 SHELTER BAY 149	157	184	0
0044 SNEE OOSH 150	79	63	0
0045 STERLING 151	48	55	0
0046 SWINOMISH 153	99	117	0
0047 TINGLEY 154	39	48	1
0048 VAN FLEET 155	142	84	0
0049 VEDERE 156	77	53	0
0050 WHITNEY 157	42	40	0
0051 ROSARIO 158	137	165	0
0052 TERRACE 159	202	187	1
0053 STARBIRD 160	80	80	0
0054 COUNTY 162	0	0	0
0055 FIDALGO 164	153	158	0



200211200102
Skagit County Auditor

COUNTY SHERIFF

Vote for 1

01 = Richard "Rick" Grimstead (DEM)
02 = Dave Cooper (REP)

VOTES PERCENT

8,718 52.64
7,832 47.29

03 = WRITE-IN

VOTES PERCENT

11 .07

(CONTINUED FROM PREVIOUS PAGE)

	01	02	03
0056 GAGES 165	91	61	0
0057 SAMISH 166	46	53	0
0058 COLLINS 167	20	17	0
0059 BLANCHARD 168	94	60	0
0060 VIEW TERRACE 170	0	0	0
0061 LAKE CAVANAUGH 171	25	43	0
0062 LITTLE MOUNTAIN 172	50	54	0
0063 RIVERBEND 173	4	1	0
0064 PADILLA 174	31	20	0
0065 FREDONIA 176	28	21	0
0066 ANACORTES 201	67	69	0
0067 ANACORTES 204	73	59	0
0068 ANACORTES 205	2	2	0
0069 ANACORTES 206	122	114	0
0070 ANACORTES 207	113	81	0
0071 ANACORTES 209	124	171	0
0072 ANACORTES 211	140	148	0
0073 ANACORTES 217	187	118	0
0074 ANACORTES 220	122	176	0
0075 ANACORTES 221	174	197	0
0076 ANACORTES 222	85	111	0
0077 ANACORTES 224	178	239	0
0078 MOUNT VERNON 301	40	39	1
0079 MOUNT VERNON 302	35	27	0
0080 MOUNT VERNON 303	96	74	1
0081 MOUNT VERNON 304	136	114	0
0082 MOUNT VERNON 305	5	6	0
0083 MOUNT VERNON 306	80	53	0
0084 MOUNT VERNON 307	97	70	0
0085 MOUNT VERNON 308	167	107	1
0086 MOUNT VERNON 309	84	68	0
0087 MOUNT VERNON 310	54	43	0
0088 MOUNT VERNON 311	69	53	0
0089 MOUNT VERNON 312	54	63	0
0090 MOUNT VERNON 314	143	117	0
0091 MOUNT VERNON 315	66	62	0
0092 MOUNT VERNON 316	178	140	2
0093 MOUNT VERNON 319	111	101	0
0094 MOUNT VERNON 321	162	126	0
0095 MOUNT VERNON 322	105	109	0
0096 MOUNT VERNON 326	0	0	0
0097 MOUNT VERNON 327	0	0	0
0098 MOUNT VERNON 328	24	2	0
0099 SEDRO WOOLLEY 401	80	77	0
0100 SEDRO WOOLLEY 402	103	86	0
0101 SEDRO WOOLLEY 403	57	54	0
0102 SEDRO WOOLLEY 404	103	105	0
0103 SEDRO WOOLLEY 405	89	96	0
0104 SEDRO WOOLLEY 406	94	82	0
0105 BURLINGTON 501	44	26	0
0106 BURLINGTON 502	36	38	0
0107 BURLINGTON 503	49	36	0
0108 BURLINGTON 504	31	42	0
0109 BURLINGTON 505	88	104	0
0110 BURLINGTON 506	49	38	0



200211200102

Skagit County Auditor

NUMBERED KEY CANVASS

RUN DATE:11/20/02 10:47 AM

SKAGIT COUNTY
OFFICIAL RESULTS
(ABSENTEE)

(ABSENTEE)

REPORT-EL52 PAGE 0053

COUNTY SHERIFF

VOTES PERCENT

VOTES PERCENT

Vote for 1

01 = Richard "Rick" Grimstead (DEM)

8,718 52.64

02 = Dave Cooper (REP)

7,832 47.29

03 = WRITE-IN

11 .07

(CONTINUED FROM PREVIOUS PAGE)

01 02 03

0111 BURLINGTON 507

48 27 0

0112 CONCRETE 601

47 33 0

0113 HAMILTON 701

16 17 0

0114 LA CONNER 801

98 66 0

0115 LYMAN 855

18 21 0



200211200102

Skagit County Auditor

COUNTY TREASURER

Vote for 1

- 01 = Katie Jungquist (REP)
- 02 = WRITE-IN

VOTES PERCENT

13,239 99.24

101 .76

	01	02
0001 ALDER 101	100	0
0002 ALGER 102	72	2
0003 ALLEN 103	66	0
0004 DUNBAR 104	53	0
0005 AVON 105	153	0
0006 SAUK 107	118	3
0007 BAY VIEW 108	95	0
0008 BELFAST 109	92	0
0009 BIG LAKE 110	179	0
0010 BIRDSVIEW 111	108	1
0011 BOW 113	183	0
0012 CASCADE 114	32	0
0013 CEDARDALE 115	85	1
0014 CLEAR LAKE 116	135	2
0015 COUNTRY CLUB 117	142	1
0016 CONWAY 118	51	2
0017 DEWEY 119	291	2
0018 DIGBY 120	0	0
0019 DODGE VALLEY 121	85	1
0020 EDISON 122	54	1
0021 FIR 124	56	1
0022 FRUITDALE 125	231	2
0023 GEAR 126	154	1
0024 GUEMES 127	126	2
0025 HAMBURG 128	90	1
0026 HARMONY 129	108	1
0027 LAKE SIXTEEN 130	55	3
0028 LOOKOUT 132	147	0
0029 MANSFORD 133	3	0
0030 MAPES 134	67	0
0031 MARCH POINT 135	0	0
0032 McMURRAY WEST 136	122	1
0033 McRAE 137	124	4
0034 McMURRAY EAST 138	41	1
0035 MINKLER 139	77	1
0036 MONTBORNE 140	97	2
0037 NOOKACHAMPS 141	85	2
0038 SKYRIDGE 144	169	1
0039 PRAIRIE 145	78	0
0040 POINT WILLIAMS 146	120	2
0041 RIDGEWAY 147	113	0
0042 ROCKPORT 148	140	1
0043 SHELTER BAY 149	276	0
0044 SNEE OOSH 150	109	1
0045 STERLING 151	85	0
0046 SWINOMISH 153	165	2
0047 TINGLEY 154	76	0
0048 VAN FLEET 155	187	0
0049 VEDERE 156	109	0
0050 WHITNEY 157	69	0
0051 ROSARIO 158	220	0
0052 TERRACE 159	335	1
0053 STARBIRD 160	139	0
0054 COUNTY 162	0	0
0055 FIDALGO 164	236	1



200211200102
Skagit County Auditor

COUNTY TREASURER

Vote for 1

- 01 = Katie Jungquist (REP)
- 02 = WRITE-IN

VOTES	PERCENT
13,239	99.24
101	.76

(CONTINUED FROM PREVIOUS PAGE)

	01	02
0056 GAGES 165	130	0
0057 SAMISH 166	76	2
0058 COLLINS 167	31	0
0059 BLANCHARD 168	104	0
0060 VIEW TERRACE 170	0	0
0061 LAKE CAVANAUGH 171	54	0
0062 LITTLE MOUNTAIN 172	86	0
0063 RIVERBEND 173	3	0
0064 PADILLA 174	44	0
0065 FREDONIA 176	36	1
0066 ANACORTES 201	99	1
0067 ANACORTES 204	102	0
0068 ANACORTES 205	2	0
0069 ANACORTES 206	184	1
0070 ANACORTES 207	146	1
0071 ANACORTES 209	242	0
0072 ANACORTES 211	221	1
0073 ANACORTES 217	216	4
0074 ANACORTES 220	247	1
0075 ANACORTES 221	262	4
0076 ANACORTES 222	165	1
0077 ANACORTES 224	328	2
0078 MOUNT VERNON 301	63	1
0079 MOUNT VERNON 302	47	0
0080 MOUNT VERNON 303	145	2
0081 MOUNT VERNON 304	203	3
0082 MOUNT VERNON 305	11	0
0083 MOUNT VERNON 306	107	0
0084 MOUNT VERNON 307	136	0
0085 MOUNT VERNON 308	214	1
0086 MOUNT VERNON 309	124	1
0087 MOUNT VERNON 310	75	0
0088 MOUNT VERNON 311	107	0
0089 MOUNT VERNON 312	101	0
0090 MOUNT VERNON 314	226	1
0091 MOUNT VERNON 315	106	1
0092 MOUNT VERNON 316	261	2
0093 MOUNT VERNON 319	173	4
0094 MOUNT VERNON 321	225	0
0095 MOUNT VERNON 322	186	0
0096 MOUNT VERNON 326	0	0
0097 MOUNT VERNON 327	0	0
0098 MOUNT VERNON 328	24	1
0099 SEDRO WOOLLEY 401	126	1
0100 SEDRO WOOLLEY 402	153	1
0101 SEDRO WOOLLEY 403	88	0
0102 SEDRO WOOLLEY 404	173	5
0103 SEDRO WOOLLEY 405	146	0
0104 SEDRO WOOLLEY 406	137	0
0105 BURLINGTON 501	62	1
0106 BURLINGTON 502	65	3
0107 BURLINGTON 503	71	3
0108 BURLINGTON 504	64	0
0109 BURLINGTON 505	171	0
0110 BURLINGTON 506	73	0



200211200102
Skagit County Auditor

NUMBERED KEY CANVASS

RUN DATE:11/20/02 10:47 AM

SKAGIT COUNTY
OFFICIAL RESULTS
(ABSENTEE)

(ABSENTEE)

REPORT-EL52

PAGE 0056

COUNTY TREASURER

Vote for 1

01 = Katie Jungquist (REP)

02 = WRITE-IN

VOTES PERCENT

13,239 99.24
101 .76

(CONTINUED FROM PREVIOUS PAGE)

01 02

0111 BURLINGTON 507

68 0

0112 CONCRETE 601

64 1

0113 HAMILTON 701

24 0

0114 LA CONNER 801

107 3

0115 LYMAN 855

32 0



200211200102
Skagit County Auditor

11/20/2002 Page 242 of 263

3:09PM

STATE SUPREME COURT JUSTICE POS 3

VOTES PERCENT

VOTES PERCENT

Vote for 1

01 = Jim Johnson (NP)

7,707 53.49

02 = Mary Fairhurst (NP)

6,678 46.35

03 = WRITE-IN

22 .15

	01	02	03
0001 ALDER 101	56	50	0
0002 ALGER 102	45	37	0
0003 ALLEN 103	39	22	0
0004 DUNBAR 104	29	30	0
0005 AVON 105	70	85	1
0006 SAUK 107	60	69	0
0007 BAY VIEW 108	51	45	0
0008 BELFAST 109	54	42	1
0009 BIG LAKE 110	100	90	0
0010 BIRDSVIEW 111	80	46	1
0011 BOW 113	112	86	2
0012 CASCADE 114	22	19	0
0013 CEDARDALE 115	53	38	0
0014 CLEAR LAKE 116	88	56	0
0015 COUNTRY CLUB 117	86	51	0
0016 CONWAY 118	29	32	0
0017 DEWEY 119	202	147	1
0018 DIGBY 120	0	0	0
0019 DODGE VALLEY 121	36	59	0
0020 EDISON 122	30	31	0
0021 FIR 124	34	26	0
0022 FRUITDALE 125	134	112	0
0023 GEAR 126	103	57	0
0024 GUEMES 127	63	88	0
0025 HAMBURG 128	44	52	0
0026 HARMONY 129	63	61	0
0027 LAKE SIXTEEN 130	32	31	0
0028 LOOKOUT 132	97	74	0
0029 MANSFORD 133	3	7	0
0030 MAPES 134	39	28	0
0031 MARCH POINT 135	0	0	0
0032 McMURRAY WEST 136	73	67	0
0033 McRAE 137	76	79	0
0034 McMURRAY EAST 138	24	22	0
0035 MINKLER 139	48	43	0
0036 MONTBORNE 140	56	46	2
0037 NODKACHAMPS 141	35	48	0
0038 SKYRIDGE 144	85	94	0
0039 PRAIRIE 145	41	37	0
0040 POINT WILLIAMS 146	62	72	0
0041 RIDGEWAY 147	69	45	0
0042 ROCKPORT 148	79	71	1
0043 SHELTER BAY 149	186	115	0
0044 SNEE OOSH 150	64	56	0
0045 STERLING 151	58	34	0
0046 SWINOMISH 153	103	86	0
0047 TINGLEY 154	39	38	1
0048 VAN FLEET 155	107	79	0
0049 VEDERE 156	73	38	0
0050 WHITNEY 157	31	36	0
0051 ROSARIO 158	147	126	1
0052 TERRACE 159	194	127	1
0053 STARBIRD 160	80	56	0
0054 COUNTY 162	0	0	0
0055 FIDALGO 164	150	117	1



200211200102
Skagit County Auditor

STATE SUPREME COURT JUSTICE POS 3

VOTES PERCENT

VOTES PERCENT

Vote for 1

01 = Jim Johnson (NP)	7,707	53.49
02 = Mary Fairhurst (NP)	6,678	46.35

03 = WRITE-IN

22 .15

(CONTINUED FROM PREVIOUS PAGE)

	01	02	03
0056 GAGES 165	70	61	0
0057 SAMISH 166	49	45	0
0058 COLLINS 167	20	14	0
0059 BLANCHARD 168	57	72	1
0060 VIEW TERRACE 170	0	0	0
0061 LAKE CAVANAUGH 171	40	19	0
0062 LITTLE MOUNTAIN 172	56	43	0
0063 RIVERBEND 173	0	5	0
0064 PADILLA 174	26	17	0
0065 FREDONIA 176	31	13	0
0066 ANACORTES 201	68	50	0
0067 ANACORTES 204	65	53	1
0068 ANACORTES 205	0	4	0
0069 ANACORTES 206	107	88	0
0070 ANACORTES 207	73	93	0
0071 ANACORTES 209	122	132	1
0072 ANACORTES 211	146	117	0
0073 ANACORTES 217	131	124	0
0074 ANACORTES 220	150	101	0
0075 ANACORTES 221	171	160	1
0076 ANACORTES 222	97	88	0
0077 ANACORTES 224	201	167	0
0078 MOUNT VERNON 301	38	37	0
0079 MOUNT VERNON 302	23	32	0
0080 MOUNT VERNON 303	74	84	1
0081 MOUNT VERNON 304	132	89	0
0082 MOUNT VERNON 305	2	7	0
0083 MOUNT VERNON 306	44	70	0
0084 MOUNT VERNON 307	60	84	0
0085 MOUNT VERNON 308	121	114	0
0086 MOUNT VERNON 309	67	63	0
0087 MOUNT VERNON 310	38	39	0
0088 MOUNT VERNON 311	60	43	0
0089 MOUNT VERNON 312	53	44	0
0090 MOUNT VERNON 314	126	97	0
0091 MOUNT VERNON 315	65	49	0
0092 MOUNT VERNON 316	158	114	0
0093 MOUNT VERNON 319	87	105	0
0094 MOUNT VERNON 321	110	139	0
0095 MOUNT VERNON 322	90	87	0
0096 MOUNT VERNON 326	0	0	0
0097 MOUNT VERNON 327	0	0	0
0098 MOUNT VERNON 328	15	12	0
0099 SEDRO WOOLLEY 401	72	65	0
0100 SEDRO WOOLLEY 402	99	67	1
0101 SEDRO WOOLLEY 403	50	48	0
0102 SEDRO WOOLLEY 404	103	79	1
0103 SEDRO WOOLLEY 405	83	61	0
0104 SEDRO WOOLLEY 406	69	83	0
0105 BURLINGTON 501	34	29	0
0106 BURLINGTON 502	41	28	0
0107 BURLINGTON 503	42	32	1
0108 BURLINGTON 504	26	35	0
0109 BURLINGTON 505	95	68	0
0110 BURLINGTON 506	39	39	0



200211200102

Skagit County Auditor

NUMBERED KEY CANVASS

RUN DATE:11/20/02 10:47 AM

SKAGIT COUNTY
OFFICIAL RESULTS
(ABSENTEE)

(ABSENTEE)

REPORT-EL52 PAGE 0059

STATE SUPREME COURT JUSTICE POS 3

VOTES PERCENT

VOTES PERCENT

Vote for 1

01 = Jim Johnson (NP)

7,707 53.49

02 = Mary Fairhurst (NP)

6,678 46.35

03 = WRITE-IN

22 .15

(CONTINUED FROM PREVIOUS PAGE)

01 02 03

0111 BURLINGTON 507

50 18 0

0112 CONCRETE 601

37 32 1

0113 HAMILTON 701

9 21 0

0114 LA CONNER 801

64 85 0

0115 LYMAN 855

17 10 0



200211200102

Skagit County Auditor

11/20/2002 Page 245 of 263

3:09PM

NUMBERED KEY CANVASS

RUN DATE:11/20/02 10:47 AM

SKAGIT COUNTY
OFFICIAL RESULTS
(ABSENTEE)

(ABSENTEE)

REPORT-EL52 PAGE 0060

STATE SUPREME COURT JUSTICE POS 4

VOTES PERCENT

VOTES PERCENT

Vote for 1

- 01 = Charles W. Johnson (NP)
- 02 = Pamela (Pam) Loginsky (NP)

7,525 53.40
6,166 43.76

03 = WRITE-IN

401 2.85

	01	02	03
0001 ALDER 101	66	33	0
0002 ALGER 102	42	34	4
0003 ALLEN 103	30	27	1
0004 DUNBAR 104	31	28	0
0005 AVON 105	85	70	3
0006 SAUK 107	72	56	0
0007 BAY VIEW 108	47	44	4
0008 BELFAST 109	42	47	4
0009 BIG LAKE 110	112	67	9
0010 BIRDSVIEW 111	62	55	5
0011 BOW 113	103	81	9
0012 CASCADE 114	17	22	2
0013 CEDARDALE 115	47	41	3
0014 CLEAR LAKE 116	81	54	0
0015 COUNTRY CLUB 117	76	47	7
0016 CONWAY 118	29	29	1
0017 DEWEY 119	166	157	14
0018 DIGBY 120	0	0	0
0019 DODGE VALLEY 121	44	49	4
0020 EDISON 122	23	33	4
0021 FIR 124	36	24	0
0022 FRUITDALE 125	121	114	3
0023 GEAR 126	82	63	11
0024 GUEMES 127	75	61	2
0025 HAMBURG 128	55	33	4
0026 HARMONY 129	63	50	4
0027 LAKE SIXTEEN 130	30	29	3
0028 LOOKOUT 132	74	86	7
0029 MANSFORD 133	5	4	0
0030 MAPES 134	32	23	6
0031 MARCH POINT 135	0	0	0
0032 McMURRAY WEST 136	80	51	4
0033 McRAE 137	75	75	1
0034 McMURRAY EAST 138	28	16	1
0035 MINKLER 139	34	48	1
0036 MONTBORNE 140	46	49	5
0037 NOOKACHAMPS 141	36	43	4
0038 SKYRIDGE 144	83	83	6
0039 PRAIRIE 145	41	36	7
0040 POINT WILLIAMS 146	69	62	3
0041 RIDGEWAY 147	65	45	2
0042 ROCKPORT 148	74	68	2
0043 SHELTER BAY 149	168	125	7
0044 SNEE OOSH 150	72	46	0
0045 STERLING 151	54	35	3
0046 SWINOMISH 153	101	85	1
0047 TINGLEY 154	37	38	4
0048 VAN FLEET 155	104	71	8
0049 VEDERE 156	63	40	0
0050 WHITNEY 157	35	31	0
0051 ROSARIO 158	157	106	4
0052 TERRACE 159	171	129	8
0053 STARBIRD 160	77	45	10
0054 COUNTY 162	0	0	0
0055 FIDALGO 164	149	109	7



200211200102
Skagit County Auditor

11/20/2002 Page 26 of 263

3:09PM

STATE SUPREME COURT JUSTICE POS 4

VOTES PERCENT

VOTES PERCENT

Vote for 1

01 = Charles W. Johnson (NP)

7,525 53.40

02 = Pamela (Pam) Loginsky (NP)

6,166 43.76

03 = WRITE-IN

401 2.85

(CONTINUED FROM PREVIOUS PAGE)

	01	02	03
0056 GAGES 165	71	51	2
0057 SAMISH 166	55	31	3
0058 COLLINS 167	19	15	0
0059 BLANCHARD 168	78	48	3
0060 VIEW TERRACE 170	0	0	0
0061 LAKE CAVANAUGH 171	36	20	3
0062 LITTLE MOUNTAIN 172	50	41	8
0063 RIVERBEND 173	2	3	0
0064 PADILLA 174	23	22	0
0065 FREDONIA 176	20	24	0
0066 ANACORTES 201	63	47	6
0067 ANACORTES 204	57	58	1
0068 ANACORTES 205	4	0	0
0069 ANACORTES 206	107	75	7
0070 ANACORTES 207	75	81	7
0071 ANACORTES 209	142	107	7
0072 ANACORTES 211	157	99	5
0073 ANACORTES 217	138	112	0
0074 ANACORTES 220	119	118	10
0075 ANACORTES 221	175	127	13
0076 ANACORTES 222	97	81	4
0077 ANACORTES 224	194	163	4
0078 MOUNT VERNON 301	38	34	2
0079 MOUNT VERNON 302	22	32	2
0080 MOUNT VERNON 303	71	84	5
0081 MOUNT VERNON 304	134	81	2
0082 MOUNT VERNON 305	4	5	0
0083 MOUNT VERNON 306	56	51	5
0084 MOUNT VERNON 307	71	65	8
0085 MOUNT VERNON 308	126	102	7
0086 MOUNT VERNON 309	59	65	7
0087 MOUNT VERNON 310	37	37	4
0088 MOUNT VERNON 311	55	46	2
0089 MOUNT VERNON 312	51	42	1
0090 MOUNT VERNON 314	129	87	2
0091 MOUNT VERNON 315	61	47	6
0092 MOUNT VERNON 316	147	112	10
0093 MOUNT VERNON 319	107	78	4
0094 MOUNT VERNON 321	117	118	14
0095 MOUNT VERNON 322	87	67	9
0096 MOUNT VERNON 326	0	0	0
0097 MOUNT VERNON 327	0	0	0
0098 MOUNT VERNON 328	14	9	0
0099 SEDRO WOOLLEY 401	71	61	3
0100 SEDRO WOOLLEY 402	86	73	0
0101 SEDRO WOOLLEY 403	46	52	0
0102 SEDRO WOOLLEY 404	85	93	2
0103 SEDRO WOOLLEY 405	78	57	6
0104 SEDRO WOOLLEY 406	82	69	0
0105 BURLINGTON 501	31	27	4
0106 BURLINGTON 502	45	23	2
0107 BURLINGTON 503	41	32	1
0108 BURLINGTON 504	26	34	0
0109 BURLINGTON 505	86	70	4
0110 BURLINGTON 506	40	36	0



200211200102
Skagit County Auditor
11/20/2002 Page 247 of 263 3:09PM

NUMBERED KEY CANVASS

RUN DATE:11/20/02 10:47 AM

SKAGIT COUNTY
OFFICIAL RESULTS
(ABSENTEE)

(ABSENTEE)

REPORT-EL52 PAGE 0062

STATE SUPREME COURT JUSTICE POS 4

VOTES PERCENT

VOTES PERCENT

Vote for 1

01 = Charles W. Johnson (NP)

7,525 53.40

02 = Pamela (Pam) Loginsky (NP)

6,166 43.76

03 = WRITE-IN

401 2.85

(CONTINUED FROM PREVIOUS PAGE)

01 02 03

0111 BURLINGTON 507

37 30 0

0112 CONCRETE 601

35 31 1

0113 HAMILTON 701

19 7 0

0114 LA CONNER 801

71 75 3

0115 LYMAN 855

11 14 0



200211200102

Skagit County Auditor

11/20/2002 Page 248 of 263

3:09PM

STATE SUPREME COURT JUSTICE POS 7

Vote for 1

- 01 = Bobbe J. Bridge (NP)
- 02 = WRITE-IN

VOTES PERCENT

11,574 99.35
76 .65

	01	02
0001 ALDER 101	81	0
0002 ALGER 102	66	0
0003 ALLEN 103	48	0
0004 DUNBAR 104	51	0
0005 AVON 105	121	2
0006 SAUK 107	110	2
0007 BAY VIEW 108	70	0
0008 BELFAST 109	79	2
0009 BIG LAKE 110	150	0
0010 BIRDSVIEW 111	98	3
0011 BOW 113	153	0
0012 CASCADE 114	27	0
0013 CEDARDALE 115	72	1
0014 CLEAR LAKE 116	115	1
0015 COUNTRY CLUB 117	115	2
0016 CONWAY 118	42	0
0017 DEWEY 119	271	0
0018 DIGBY 120	0	0
0019 DODGE VALLEY 121	76	0
0020 EDISON 122	49	0
0021 FIR 124	45	1
0022 FRUITDALE 125	210	1
0023 GEAR 126	132	1
0024 GUEMES 127	113	2
0025 HAMBURG 128	72	1
0026 HARMONY 129	97	1
0027 LAKE SIXTEEN 130	54	2
0028 LOOKOUT 132	132	1
0029 MANSFORD 133	7	0
0030 MAPES 134	55	0
0031 MARCH POINT 135	0	0
0032 McMURRAY WEST 136	113	0
0033 McRAE 137	105	2
0034 McMURRAY EAST 138	40	0
0035 MINKLER 139	73	1
0036 MONTBORNE 140	81	1
0037 NOOKACHAMPS 141	72	0
0038 SKYRIDGE 144	143	0
0039 PRAIRIE 145	68	1
0040 POINT WILLIAMS 146	106	0
0041 RIDGEWAY 147	92	0
0042 ROCKPORT 148	126	1
0043 SHELTER BAY 149	239	1
0044 SNEE DOOSH 150	90	0
0045 STERLING 151	71	0
0046 SWINOMISH 153	153	0
0047 TINGLEY 154	62	2
0048 VAN FLEET 155	140	1
0049 VEDERE 156	90	1
0050 WHITNEY 157	53	0
0051 ROSARIO 158	203	1
0052 TERRACE 159	278	1
0053 STARBIRD 160	112	2
0054 COUNTY 162	0	0
0055 FIDALGO 164	211	1



200211200102

Skagit County Auditor

STATE SUPREME COURT JUSTICE POS 7

VOTES PERCENT

Vote for 1

01 = Bobbe J. Bridge (NP)

11.574 99.35

02 = WRITE-IN

76 .65

(CONTINUED FROM PREVIOUS PAGE)

	01	02
0056 GAGES 165	123	0
0057 SAMISH 166	70	0
0058 COLLINS 167	30	0
0059 BLANCHARD 168	87	0
0060 VIEW TERRACE 170	0	0
0061 LAKE CAVANAUGH 171	52	0
0062 LITTLE MOUNTAIN 172	79	0
0063 RIVERBEND 173	5	0
0064 PADILLA 174	37	0
0065 FREDONIA 176	32	0
0066 ANACORTES 201	87	1
0067 ANACORTES 204	90	1
0068 ANACORTES 205	3	0
0069 ANACORTES 206	156	1
0070 ANACORTES 207	134	0
0071 ANACORTES 209	216	3
0072 ANACORTES 211	188	2
0073 ANACORTES 217	213	5
0074 ANACORTES 220	220	0
0075 ANACORTES 221	235	1
0076 ANACORTES 222	157	1
0077 ANACORTES 224	253	1
0078 MOUNT VERNON 301	62	1
0079 MOUNT VERNON 302	49	0
0080 MOUNT VERNON 303	134	2
0081 MOUNT VERNON 304	187	4
0082 MOUNT VERNON 305	8	0
0083 MOUNT VERNON 306	99	0
0084 MOUNT VERNON 307	119	0
0085 MOUNT VERNON 308	193	3
0086 MOUNT VERNON 309	102	0
0087 MOUNT VERNON 310	65	0
0088 MOUNT VERNON 311	93	0
0089 MOUNT VERNON 312	91	0
0090 MOUNT VERNON 314	189	1
0091 MOUNT VERNON 315	98	0
0092 MOUNT VERNON 316	226	3
0093 MOUNT VERNON 319	154	1
0094 MOUNT VERNON 321	210	0
0095 MOUNT VERNON 322	132	1
0096 MOUNT VERNON 326	0	0
0097 MOUNT VERNON 327	0	0
0098 MOUNT VERNON 328	22	0
0099 SEDRO WOOLLEY 401	107	1
0100 SEDRO WOOLLEY 402	135	0
0101 SEDRO WOOLLEY 403	81	0
0102 SEDRO WOOLLEY 404	162	0
0103 SEDRO WOOLLEY 405	129	0
0104 SEDRO WOOLLEY 406	128	0
0105 BURLINGTON 501	57	0
0106 BURLINGTON 502	62	0
0107 BURLINGTON 503	62	2
0108 BURLINGTON 504	50	0
0109 BURLINGTON 505	131	1
0110 BURLINGTON 506	67	0



200211200102
Skagit County Auditor
11/20/2002 Page 250 of 263 3:09PM

STATE SUPREME COURT JUSTICE POS 7

VOTES PERCENT

Vote for 1

01 = Bobbe J. Bridge (NP)

11,574 99.35

02 = WRITE-IN

76 .65

(CONTINUED FROM PREVIOUS PAGE)

01 02

0111 BURLINGTON 507

59 0

0112 CONCRETE 601

61 0

0113 HAMILTON 701

22 0

0114 LA CONNER 801

102 1

0115 LYMAN 855

27 0



200211200102

Skagit County Auditor

COUNTY DISTRICT COURT JUDGE POS 1

Vote for 1

01 = Stephen R. Skelton (NP)

02 = WRITE-IN

VOTES PERCENT

11,772 99.33
80 .67

01 02

0001 ALDER 101	82	1
0002 ALGER 102	71	0
0003 ALLEN 103	50	0
0004 DUNBAR 104	51	0
0005 AVON 105	128	1
0006 SAUK 107	116	0
0007 BAY VIEW 108	73	1
0008 BELFAST 109	81	1
0009 BIG LAKE 110	158	1
0010 BIRDSVIEW 111	100	1
0011 BOW 113	153	0
0012 CASCADE 114	27	1
0013 CEDARDALE 115	78	1
0014 CLEAR LAKE 116	115	2
0015 COUNTRY CLUB 117	119	0
0016 CONWAY 118	42	0
0017 DEWEY 119	271	3
0018 DIGBY 120	0	0
0019 DODGE VALLEY 121	76	0
0020 EDISON 122	51	0
0021 FIR 124	45	1
0022 FRUITDALE 125	213	0
0023 GEAR 126	133	0
0024 GUEMES 127	109	1
0025 HAMBURG 128	75	1
0026 HARMONY 129	100	2
0027 LAKE SIXTEEN 130	52	1
0028 LOOKOUT 132	124	2
0029 MANSFORD 133	6	0
0030 MAPES 134	59	0
0031 MARCH POINT 135	0	0
0032 McMURRAY WEST 136	118	1
0033 McRAE 137	109	4
0034 McMURRAY EAST 138	41	0
0035 MINKLER 139	68	1
0036 MONTBORNE 140	85	1
0037 NOOKACHAMPS 141	70	1
0038 SKYRIDGE 144	145	0
0039 PRAIRIE 145	71	0
0040 POINT WILLIAMS 146	109	1
0041 RIDGEWAY 147	95	0
0042 ROCKPORT 148	120	0
0043 SHELTER BAY 149	229	1
0044 SNEE OOSH 150	90	2
0045 STERLING 151	73	1
0046 SWINOMISH 153	143	0
0047 TINGLEY 154	63	2
0048 VAN FLEET 155	151	1
0049 VEDERE 156	93	1
0050 WHITNEY 157	55	0
0051 ROSARIO 158	207	0
0052 TERRACE 159	293	1
0053 STARBIRD 160	109	2
0054 COUNTY 162	0	0
0055 FIDALGO 164	210	1



200211200102
Skagit County Auditor

COUNTY DISTRICT COURT JUDGE POS 1

VOTES PERCENT

Vote for 1

01 = Stephen R. Skelton (NP)

11,772 99.33

02 = WRITE-IN

80 .67

(CONTINUED FROM PREVIOUS PAGE)

	01	02
0056 GAGES 165	124	1
0057 SAMISH 166	68	0
0058 COLLINS 167	31	0
0059 BLANCHARD 168	88	0
0060 VIEW TERRACE 170	0	0
0061 LAKE CAVANAUGH 171	52	2
0062 LITTLE MOUNTAIN 172	76	3
0063 RIVERBEND 173	4	0
0064 PADILLA 174	38	0
0065 FREDONIA 176	37	0
0066 ANACORTES 201	92	2
0067 ANACORTES 204	98	0
0068 ANACORTES 205	3	0
0069 ANACORTES 206	168	0
0070 ANACORTES 207	138	0
0071 ANACORTES 209	227	2
0072 ANACORTES 211	198	1
0073 ANACORTES 217	225	4
0074 ANACORTES 220	224	0
0075 ANACORTES 221	239	1
0076 ANACORTES 222	156	0
0077 ANACORTES 224	258	2
0078 MOUNT VERNON 301	61	1
0079 MOUNT VERNON 302	48	1
0080 MOUNT VERNON 303	134	3
0081 MOUNT VERNON 304	191	2
0082 MOUNT VERNON 305	8	0
0083 MOUNT VERNON 306	102	0
0084 MOUNT VERNON 307	123	0
0085 MOUNT VERNON 308	195	3
0086 MOUNT VERNON 309	99	2
0087 MOUNT VERNON 310	66	0
0088 MOUNT VERNON 311	98	1
0089 MOUNT VERNON 312	93	0
0090 MOUNT VERNON 314	197	0
0091 MOUNT VERNON 315	98	0
0092 MOUNT VERNON 316	233	0
0093 MOUNT VERNON 319	160	0
0094 MOUNT VERNON 321	207	1
0095 MOUNT VERNON 322	138	1
0096 MOUNT VERNON 326	0	0
0097 MOUNT VERNON 327	0	0
0098 MOUNT VERNON 328	21	0
0099 SEDRO WOOLLEY 401	117	0
0100 SEDRO WOOLLEY 402	134	0
0101 SEDRO WOOLLEY 403	83	1
0102 SEDRO WOOLLEY 404	155	0
0103 SEDRO WOOLLEY 405	127	0
0104 SEDRO WOOLLEY 406	124	0
0105 BURLINGTON 501	56	0
0106 BURLINGTON 502	64	0
0107 BURLINGTON 503	63	1
0108 BURLINGTON 504	54	0
0109 BURLINGTON 505	131	1
0110 BURLINGTON 506	67	0



200211200102
Skagit County Auditor

COUNTY DISTRICT COURT JUDGE POS 1

VOTES PERCENT

Vote for 1

01 = Stephen R. Skelton (NP)

11,772 99.33

02 = WRITE-IN

80 .67

(CONTINUED FROM PREVIOUS PAGE)

01 02

0111 BURLINGTON 507

61 0

0112 CONCRETE 601

61 1

0113 HAMILTON 701

24 0

0114 LA CONNER 801

103 1

0115 LYMAN 855

27 0



200211200102

Skagit County Auditor

COUNTY DISTRICT COURT JUDGE POS 2

Vote for 1

01 = David A. Svaren (NP)

02 = WRITE-IN

VOTES PERCENT

11,488 99.34
76 .66

	01	02
0001 ALDER 101	81	0
0002 ALGER 102	66	0
0003 ALLEN 103	52	0
0004 DUNBAR 104	49	0
0005 AVON 105	125	0
0006 SAUK 107	108	0
0007 BAY VIEW 108	78	0
0008 BELFAST 109	82	0
0009 BIG LAKE 110	149	0
0010 BIRDSVIEW 111	100	1
0011 BOW 113	158	1
0012 CASCADE 114	28	0
0013 CEDARDALE 115	70	1
0014 CLEAR LAKE 116	109	4
0015 COUNTRY CLUB 117	119	0
0016 CONWAY 118	43	0
0017 DEWEY 119	259	4
0018 DIGBY 120	0	0
0019 DODGE VALLEY 121	75	0
0020 EDISON 122	45	0
0021 FIR 124	47	1
0022 FRUITDALE 125	211	0
0023 GEAR 126	141	0
0024 GUEMES 127	100	2
0025 HAMBURG 128	79	1
0026 HARMONY 129	98	1
0027 LAKE SIXTEEN 130	47	2
0028 LOOKOUT 132	131	1
0029 MANSFORD 133	6	0
0030 MAPES 134	58	0
0031 MARCH POINT 135	0	0
0032 McMURRAY WEST 136	117	0
0033 McRAE 137	106	3
0034 McMURRAY EAST 138	39	0
0035 MINKLER 139	66	1
0036 MONTBORNE 140	83	1
0037 NOOKACHAMPS 141	71	0
0038 SKYRIDGE 144	143	0
0039 PRAIRIE 145	67	0
0040 POINT WILLIAMS 146	107	1
0041 RIDGEWAY 147	93	1
0042 ROCKPORT 148	120	0
0043 SHELTER BAY 149	219	3
0044 SNEE OOSH 150	86	1
0045 STERLING 151	71	1
0046 SWINOMISH 153	140	0
0047 TINGLEY 154	64	0
0048 VAN FLEET 155	146	1
0049 VEDERE 156	99	3
0050 WHITNEY 157	52	0
0051 ROSARIO 158	197	1
0052 TERRACE 159	297	1
0053 STARBIRD 160	113	1
0054 COUNTY 162	0	0
0055 FIDALGO 164	201	1



200211200102
Skagit County Auditor

COUNTY DISTRICT COURT JUDGE POS 2

VOTES PERCENT

Vote for 1

01 = David A. Svaren (NP)

11,488 99.34

02 = WRITE-IN

76 .66

(CONTINUED FROM PREVIOUS PAGE)

	01	02
0056 GAGES 165	129	1
0057 SAMISH 166	68	1
0058 COLLINS 167	29	0
0059 BLANCHARD 168	86	0
0060 VIEW TERRACE 170	0	0
0061 LAKE CAVANAUGH 171	52	0
0062 LITTLE MOUNTAIN 172	73	1
0063 RIVERBEND 173	4	0
0064 PADILLA 174	39	0
0065 FREDONIA 176	33	0
0066 ANACORTES 201	83	1
0067 ANACORTES 204	90	0
0068 ANACORTES 205	2	0
0069 ANACORTES 206	156	1
0070 ANACORTES 207	135	0
0071 ANACORTES 209	212	3
0072 ANACORTES 211	185	1
0073 ANACORTES 217	198	6
0074 ANACORTES 220	216	1
0075 ANACORTES 221	226	1
0076 ANACORTES 222	152	0
0077 ANACORTES 224	242	1
0078 MOUNT VERNON 301	59	0
0079 MOUNT VERNON 302	45	0
0080 MOUNT VERNON 303	136	1
0081 MOUNT VERNON 304	191	0
0082 MOUNT VERNON 305	8	0
0083 MOUNT VERNON 306	101	0
0084 MOUNT VERNON 307	121	0
0085 MOUNT VERNON 308	192	2
0086 MOUNT VERNON 309	99	0
0087 MOUNT VERNON 310	65	0
0088 MOUNT VERNON 311	91	1
0089 MOUNT VERNON 312	92	0
0090 MOUNT VERNON 314	198	1
0091 MOUNT VERNON 315	102	0
0092 MOUNT VERNON 316	227	0
0093 MOUNT VERNON 319	153	0
0094 MOUNT VERNON 321	205	2
0095 MOUNT VERNON 322	135	0
0096 MOUNT VERNON 326	0	0
0097 MOUNT VERNON 327	0	0
0098 MOUNT VERNON 328	21	0
0099 SEDRO WOOLLEY 401	117	0
0100 SEDRO WOOLLEY 402	132	0
0101 SEDRO WOOLLEY 403	78	1
0102 SEDRO WOOLLEY 404	158	0
0103 SEDRO WOOLLEY 405	125	0
0104 SEDRO WOOLLEY 406	119	0
0105 BURLINGTON 501	56	0
0106 BURLINGTON 502	63	0
0107 BURLINGTON 503	63	3
0108 BURLINGTON 504	46	3
0109 BURLINGTON 505	139	1
0110 BURLINGTON 506	67	1



200211200102
Skagit County Auditor

COUNTY DISTRICT COURT JUDGE POS 2

VOTES PERCENT

Vote for 1

01 = David A. Svaren (NP)

11,488 99.34

02 = WRITE-IN

76 .66

(CONTINUED FROM PREVIOUS PAGE)

01 02

0111 BURLINGTON 507

61 0

0112 CONCRETE 601

59 0

0113 HAMILTON 701

21 0

0114 LA CONNER 801

93 1

0115 LYMAN 855

29 2



200211200102
Skagit County Auditor

PUBLIC UTILITY DIST COMMISSIONER NO. 1

VOTES PERCENT

VOTES PERCENT

Vote for 1

01 = Ann Marie Humphreys (NP)

6,425 46.76

02 = Al Littlefield (NP)

7,295 53.09

03 = WRITE-IN

21 .15

	01	02	03
0001 ALDER 101	40	61	0
0002 ALGER 102	36	36	0
0003 ALLEN 103	36	30	0
0004 DUNBAR 104	34	23	0
0005 AVON 105	78	76	0
0006 SAUK 107	68	62	0
0007 BAY VIEW 108	45	43	0
0008 BELFAST 109	51	45	0
0009 BIG LAKE 110	76	91	1
0010 BIRDSVIEW 111	57	55	1
0011 BOW 113	107	91	0
0012 CASCADE 114	18	19	0
0013 CEDARDALE 115	49	44	0
0014 CLEAR LAKE 116	64	67	0
0015 COUNTRY CLUB 117	51	80	1
0016 CONWAY 118	30	24	1
0017 DEWEY 119	145	215	0
0018 DIGBY 120	0	0	0
0019 DODGE VALLEY 121	51	45	0
0020 EDISON 122	41	23	0
0021 FIR 124	18	36	1
0022 FRUITDALE 125	129	120	0
0023 GEAR 126	71	84	1
0024 GUEMES 127	62	65	0
0025 HAMBURG 128	38	53	0
0026 HARMONY 129	45	63	1
0027 LAKE SIXTEEN 130	26	29	0
0028 LOOKOUT 132	85	72	1
0029 MANSFORD 133	6	1	0
0030 MAPES 134	35	30	0
0031 MARCH POINT 135	0	0	0
0032 McMURRAY WEST 136	62	64	0
0033 McRAE 137	81	65	0
0034 McMURRAY EAST 138	21	20	0
0035 MINKLER 139	36	45	0
0036 MONTBORNE 140	46	47	1
0037 NOOKACHAMPS 141	46	36	0
0038 SKYRIDGE 144	83	87	0
0039 PRAIRIE 145	37	36	1
0040 POINT WILLIAMS 146	54	72	0
0041 RIDGEWAY 147	46	69	0
0042 ROCKPORT 148	76	57	0
0043 SHELTER BAY 149	133	126	0
0044 SNEE OOSH 150	63	52	0
0045 STERLING 151	31	49	0
0046 SWINOMISH 153	91	81	0
0047 TINGLEY 154	50	24	0
0048 VAN FLEET 155	90	101	0
0049 VEDERE 156	42	62	1
0050 WHITNEY 157	23	32	0
0051 ROSARIO 158	102	153	0
0052 TERRACE 159	132	177	2
0053 STARBIRD 160	56	64	0
0054 COUNTY 162	0	0	0
0055 FIDALGO 164	87	181	1



200211200102

Skagit County Auditor

PUBLIC UTILITY DIST COMMISSIONER NO. 1

VOTES PERCENT

VOTES PERCENT

Vote for 1

01 = Ann Marie Humphreys (NP)

6,425 46.76

02 = Al Littlefield (NP)

7,295 53.09

03 = WRITE-IN

21 .15

(CONTINUED FROM PREVIOUS PAGE)

	01	02	03
0056 GAGES 165	65	60	0
0057 SAMISH 166	35	50	0
0058 COLLINS 167	19	15	0
0059 BLANCHARD 168	53	58	0
0060 VIEW TERRACE 170	0	0	0
0061 LAKE CAVANAUGH 171	18	34	0
0062 LITTLE MOUNTAIN 172	49	42	0
0063 RIVERBEND 173	3	2	0
0064 PADILLA 174	23	23	0
0065 FREDONIA 176	25	22	0
0066 ANACORTES 201	43	80	1
0067 ANACORTES 204	41	77	0
0068 ANACORTES 205	3	0	0
0069 ANACORTES 206	62	133	1
0070 ANACORTES 207	72	101	0
0071 ANACORTES 209	96	162	0
0072 ANACORTES 211	89	174	0
0073 ANACORTES 217	100	169	2
0074 ANACORTES 220	88	171	0
0075 ANACORTES 221	127	185	1
0076 ANACORTES 222	83	92	0
0077 ANACORTES 224	135	198	0
0078 MOUNT VERNON 301	43	26	0
0079 MOUNT VERNON 302	27	22	0
0080 MOUNT VERNON 303	73	77	1
0081 MOUNT VERNON 304	88	115	0
0082 MOUNT VERNON 305	7	1	0
0083 MOUNT VERNON 306	60	53	0
0084 MOUNT VERNON 307	69	65	0
0085 MOUNT VERNON 308	116	111	0
0086 MOUNT VERNON 309	65	55	0
0087 MOUNT VERNON 310	44	29	0
0088 MOUNT VERNON 311	45	59	0
0089 MOUNT VERNON 312	44	60	0
0090 MOUNT VERNON 314	99	119	0
0091 MOUNT VERNON 315	56	52	0
0092 MOUNT VERNON 316	114	148	0
0093 MOUNT VERNON 319	83	87	0
0094 MOUNT VERNON 321	139	103	0
0095 MOUNT VERNON 322	85	68	0
0096 MOUNT VERNON 326	0	0	0
0097 MOUNT VERNON 327	0	0	0
0098 MOUNT VERNON 328	13	12	0
0099 SEDRO WOOLLEY 401	76	56	1
0100 SEDRO WOOLLEY 402	90	71	0
0101 SEDRO WOOLLEY 403	50	41	0
0102 SEDRO WOOLLEY 404	109	74	0
0103 SEDRO WOOLLEY 405	65	76	0
0104 SEDRO WOOLLEY 406	65	78	0
0105 BURLINGTON 501	30	29	0
0106 BURLINGTON 502	28	39	0
0107 BURLINGTON 503	33	47	0
0108 BURLINGTON 504	26	26	0
0109 BURLINGTON 505	79	74	0
0110 BURLINGTON 506	41	40	0



200211200102
Skagit County Auditor

NUMBERED KEY CANVASS

RUN DATE:11/20/02 10:47 AM

SKAGIT COUNTY
OFFICIAL RESULTS
(ABSENTEE)

(ABSENTEE)

REPORT-EL52 PAGE 0074

PUBLIC UTILITY DIST COMMISSIONER NO. 1

VOTES PERCENT

VOTES PERCENT

Vote for 1

01 = Ann Marie Humphreys (NP)

6,425 46.76

02 = Al Littlefield (NP)

7,295 53.09

03 = WRITE-IN

21 .15

(CONTINUED FROM PREVIOUS PAGE)

01 02 03

0111 BURLINGTON 507

22 45 0

0112 CONCRETE 601

32 33 0

0113 HAMILTON 701

14 15 0

0114 LA CONNER 801

73 42 0

0115 LYMAN 855

13 16 0



200211200102

Skagit County Auditor

11/20/2002 Page 260 of 263

3:09PM

FIRE DISTRICT NO. 9

Vote for 1

01 = APPROVED?

02 = REJECTED?

VOTES PERCENT

252 61.76
156 38.24

01 02

0009 BIG LAKE 110	132	82
0018 DIGBY 120	0	0
0032 McMURRAY WEST 136	51	32
0034 McMURRAY EAST 138	2	9
0036 MONTBORNE 140	54	27
0062 LITTLE MOUNTAIN 172	13	6



200211200102

Skagit County Auditor

NUMBERED KEY CANVASS

RUN DATE:11/20/02 10:47 AM

SKAGIT COUNTY
OFFICIAL RESULTS
(ABSENTEE)

(ABSENTEE)

REPORT-EL52

PAGE 0076

FIRE DISTRICT NO. 16

VOTES PERCENT

Vote for 1

01 = APPROVED?

80 84.21

02 = REJECTED?

15 15.79

01 02

0 0
80 15

0006 SAUK 107

0047 TINGLEY 154



200211200102
Skagit County Auditor

11/20/2002 Page 62 of 63

3:09PM

FIRE DISTRICT NO. 19

VOTES PERCENT

Vote for 1

01 = APPROVED?

105 61.40

02 = REJECTED?

66 38.60

01 02

0006 SAUK 107

1 2

0012 CASCADE 114

27 20

0029 MANSFORD 133

0 0

0042 ROCKPORT 148

77 44



200211200102

Skagit County Auditor